

Estimate change	↓
TP change	↓
Rating change	↓

Bloomberg	OINL IN
Equity Shares (m)	1627
M.Cap.(INRb)/(USD\$)	662 / 7.6
52-Week Range (INR)	768 / 322
1, 6, 12 Rel. Per (%)	-4/-8/-43
12M Avg Val (INR M)	2316

Financials & Valuations (INR b)

Y/E march	FY25	FY26E	FY27E
Sales	221.2	206.9	218.2
EBITDA	87.7	81.2	87.0
Adj. PAT	61.1	52.1	55.8
Adj. EPS (INR)	37.6	32.0	34.3
EPS Gr. (%)	-22.7	-14.8	7.1
BV/Sh.(INR)	279.3	301.6	325.4

Ratios

Net D:E	0.2	0.2	0.2
RoE (%)	13.7	11.0	10.9
RoCE (%)	9.0	7.3	7.4
Payout (%)	30.6	30.6	30.6

Valuations

P/E (x)	10.8	12.7	11.9
P/BV (x)	1.5	1.3	1.3
EV/EBITDA (x)	8.5	9.1	8.6
Div. Yield (%)	2.8	2.4	2.6
FCF Yield (%)	5.5	3.6	3.7

Shareholding Pattern (%)

As On	Jun-25	Mar-25	Jun-24
Promoter	56.7	56.7	56.7
DII	28.3	28.2	27.8
FII	8.2	8.5	9.3
Others	6.9	6.7	6.2

FII includes depository receipts

CMP: INR407 TP: INR440 (+8%) Downgrade to Neutral

Weak execution dents growth outlook

- Oil India's (OINL) 1QFY26 revenue came in line with our estimate at INR50b, as both oil and gas sales stood in line with our estimates. Oil realization was USD66.2/bbl. EBITDA came in 26% below estimate at INR16.1b (-35% YoY), as other expenses came in above our estimate. EBITDA, adjusted for impairment of INR3.1b, stood 12% below estimate. Reported PAT was 34% below our estimate at INR8.1b, as lower-than-expected finance costs were offset by higher-than-expected DDA.
- Upstream has remained our least preferred sector since Jun'24: We have been bearish on crude oil prices since Jun'24 when Brent oil prices were USD83/bbl amid record-high OPEC+ spare capacity ([Oil price outlook: Has the crude oil party peaked?](#)). Since then, Brent prices have corrected 23%, while OINL stock price has corrected 16%. In the past few quarters, strong volume growth guidance by OINL, after years of under-investment and sluggish volume trajectory, has fueled investor enthusiasm in the stock. While we have had a BUY rating on OINL, upstream has been our least preferred sector ([Upstream remains our relatively less preferred sector despite cheap valuations](#)).
- In the past few quarters, OINL has struggled to raise production/sales, with no YoY production/sales growth in 1Q.
- Cut FY26/FY27 SA earnings estimates by 7%/6%; higher gas realization argument under pressure: Given continued weak volume growth, we cut our FY26/FY27 SA EPS estimates for OINL by 7%/6%. While we like increased exploration intensity (which is key to building a robust development pipeline), we believe this will likely be accompanied by higher dry well write-offs, which will weigh on earnings.
- Benefits of increased new well gas proportion for OINL will be mostly offset by subdued gas realization amid a weaker crude oil price outlook.
- On our revised estimates, OINL is estimated to report SA PAT CAGR of -4% over FY25-27. Given a sluggish earnings outlook, we cut FY27 PE multiple to 6x. Our SA PAT estimates for OINL are 17%/23% below Street estimates for FY26/FY27.
- Oil prices may remain under pressure amid record-high OPEC+ spare capacity: Current OPEC+ spare capacity is 4.6mb/d, which is at a multi-year high. OPEC+ has already accelerated the unwinding of 2.2mb/d spare capacity in a bid to increase its market share. Further, tariff-related uncertainty can lead to soft world GDP growth, and therefore oil demand may remain under continued pressure.
- Lastly, a weaker oil price outlook also raises risks of further impairments, especially for OINL's overseas assets.
- Key risks/monitorables to watch out for:
 - Physical completion of Numaligarh refinery expansion is expected in Dec'25 and a potentially delayed start can impact our valuation.
 - While we are building in a crude oil price of USD65/bbl in FY26/27, downside risks to crude oil price remain elevated.
 - Cut to Street earnings estimates as OINL is guiding for 11% volume CAGR over FY25-27, which we believe is aggressive.
- Considering the above factors, we downgrade OINL to Neutral. We arrive at our SoTP-based TP of INR440 as we model a CAGR of 2%/4% in oil/gas production volume over FY25-27.

Abhishek Nigam – Research Analyst (Abhishek.Nigam@MotilalOswal.com)

Research Analyst - Rishabh Daga (Rishabh.Daga@MotilalOswal.com)

Investors are advised to refer through important disclosures made at the last page of the Research Report.

Motilal Oswal research is available on www.motilaloswal.com/Institutional-Equities, Bloomberg, Thomson Reuters, Factset and S&P Capital.

Other key takeaways from the conference call

- The company has set oil/gas production targets of 3.7mmt/3.65bcm for FY26 and 3.95mmt/4.31bcm for FY27.
- NRL planned capex for **FY26/FY27: INR91.3b/INR73b** – largely for refinery and petchem unit.
- OINL and ONGC have signed a JOA on 12th Aug'25 for three OALP Round IX exploration blocks totaling ~10,965 sq. km, including ultra-deepwater and challenging onshore terrains.
- OINL has recovered 95% of its investment in Russia.

Result below our est. due to higher-than-estimated opex

- OINL's revenue came in line with our estimate at INR50b, as:
 - Oil sales came in line with our estimate at 0.82mmt. Gas sales stood 6% above our estimate of 0.7bcm.
 - Oil/gas production was flat YoY at 853mmt/827bcm in 1Q.
 - Oil realization was USD66.2/bbl (our estimate of USD65.1/bbl).
- EBITDA was 26% below estimate at INR16.1b (-35% YoY), as other expenses came in above our estimate.
 - During the quarter, OINL exited from two overseas blocks in Bangladesh and booked impairment expenses of INR3.1b. EBITDA, adjusted for impairment expenses, stood 12% below our estimate.
- Reported PAT was 34% below our estimate at INR8.1b, as lower-than-expected finance costs were offset by higher-than-expected DDA.
- **Numaligarh refinery's 1Q performance:**
 - PAT stood at INR4.9b (vs. PAT of INR4.3b during 1QFY25), as GRM stood at USD5/bbl.
 - Crude throughput stood at 799.3tmt (up 5% YoY), and distillate yield was at 85.4% (vs. 87.2% in 1QFY25).
- During the quarter, OINL paid INR5.5b toward the fourth and final call for equity shares of NRL.

Valuation and view

- In the past few quarters, OINL has struggled to raise production/sales, with no production/sales growth YoY of 1Q. Further, we like the increased exploration intensity (which is key to building a robust development pipeline), though we believe this will likely be accompanied by higher dry well write-offs, which will weigh on earnings. Also, the benefits of increased new well gas proportion for OINL will be mostly offset by subdued gas realization amid a weaker crude oil price outlook.
- Given continued weak volume growth, we cut our FY26/FY27 SA EPS estimates for OINL by 7%/6%. On our revised estimates, OINL will report SA PAT CAGR of -4% over FY25-27. Given a sluggish earnings outlook, we cut FY27 PE multiple to 6x. Owing to the above factors, we downgrade OINL to Neutral. We arrive at our SoTP-based TP of INR440 as we model a CAGR of 2%/4% in oil/gas production volume growth over FY25-27.

Quarterly Performance

(InR b)

Y/E March	FY25				FY26				FY25	FY26E	FY25	Var
	1Q	2Q	3Q	4Q	1Q	2QE	3QE	4QE			1QE	(%)
Net Sales	58.4	55.2	52.4	55.2	50.1	51.8	52.7	52.3	221.2	206.9	49.2	2%
Change (%)	25.7	-6.7	-9.9	-4.1	-14.2	-6.1	0.6	-5.3	-0.1	-6.4	-15.7	
EBITDA	24.7	21.8	21.3	19.8	16.1	21.6	20.4	23.1	87.7	81.2	21.7	-26%
% of Net Sales	42.2	39.6	40.7	36.0	32.0	41.7	38.8	44.2	39.6	39.3	44.0	
Change (%)	5.9	-12.3	1.3	-15.0	-34.9	-0.9	-4.2	16.4	-5.3	-7.3	-12.2	
D,D&A	4.6	5.0	5.3	4.3	5.3	5.5	5.5	4.5	19.2	20.8	4.7	
Interest	2.0	2.3	2.4	2.0	1.5	2.5	2.6	2.7	8.7	9.3	2.1	
OI (incl. Oper. other inc)	1.6	8.6	1.9	6.6	1.8	8.5	1.9	6.4	18.7	18.5	1.6	
PBT before exceptional	19.7	23.1	15.5	20.2	11.0	22.2	14.2	22.3	78.5	69.6	16.5	-33%
Exceptional item	0.0	0.0	0.0	0.0	0.0	0.0	0.0	0.0	0.0	0.0	0.0	
PBT after exceptional	19.7	23.1	15.5	20.2	11.0	22.2	14.2	22.3	78.5	69.6	16.5	-33%
Tax	5.1	4.7	3.3	4.3	2.8	5.6	3.6	5.5	17.4	17.5	4.1	
Rate (%)	25.7	20.4	21.2	21.2	25.9	25.2	25.2	24.8	22.1	25.2	25.2	
PAT	14.7	18.3	12.2	15.9	8.1	16.6	10.6	16.8	61.1	52.1	12.3	-34%
Change (%)	-9.1	463.8	-22.9	-21.6	-44.5	-9.5	-13.3	5.4	10.1	-14.8	-15.9	
Adj. PAT	14.7	18.3	12.2	15.9	8.1	16.6	10.6	16.8	61.1	52.1	12.3	-34%
Key Assumptions												
Oil sales (mmt)	0.83	0.84	0.83	0.85	0.82	0.87	0.88	0.91	3.35	3.47	0.82	1%
Gas sales (bcm)	0.68	0.65	0.68	0.67	0.70	0.68	0.70	0.65	2.67	2.72	0.65	6%
Net Oil Realization (USD/bbl)	74.6	73.9	73.8	74.5	66.2	64.5	64.5	64.5	74.2	72.1	65.1	2%

Exhibit 1: Major assumptions for OINL

Particulars	FY20	FY21	FY22	FY23	FY24	FY25	FY26E	FY27E
Exchange Rate (INR/USD)	64.5	74.3	74.5	80.4	80.4	84.6	86.0	86.0
APM Gas Price (USD/mmbtu)	3.8	2.2	2.6	7.3	6.5	6.5	6.9	7.5
Brent Crude Price (USD/bbl)	61.2	44.4	80.5	96.1	83.0	78.6	65.4	65.1
Production Details								
Oil (mmt)	3.13	2.96	3.01	3.18	3.36	3.46	3.53	3.63
Gas (bcm)	2.77	2.48	2.89	3.18	3.18	3.25	3.33	3.50
Total (mmtoe)	5.90	5.44	5.90	6.36	6.54	6.71	6.86	7.13
Subsidy Sharing (INRb)	-	-	-	-	-	-	-	-
Oil Price Realization (USD/bbl)								
Net	60.8	44.3	78.8	85.2	75.7	74.2	65.0	65.0
Change (%)	-11%	-27%	78%	8%	-11%	-2%	-12%	0%
EPS (INR/sh.)	15.9	13.5	23.9	41.9	48.7	37.6	32.0	34.3

1QFY26 in charts

Exhibit 1: Total production stood flat YoY at 1.68mmtoe

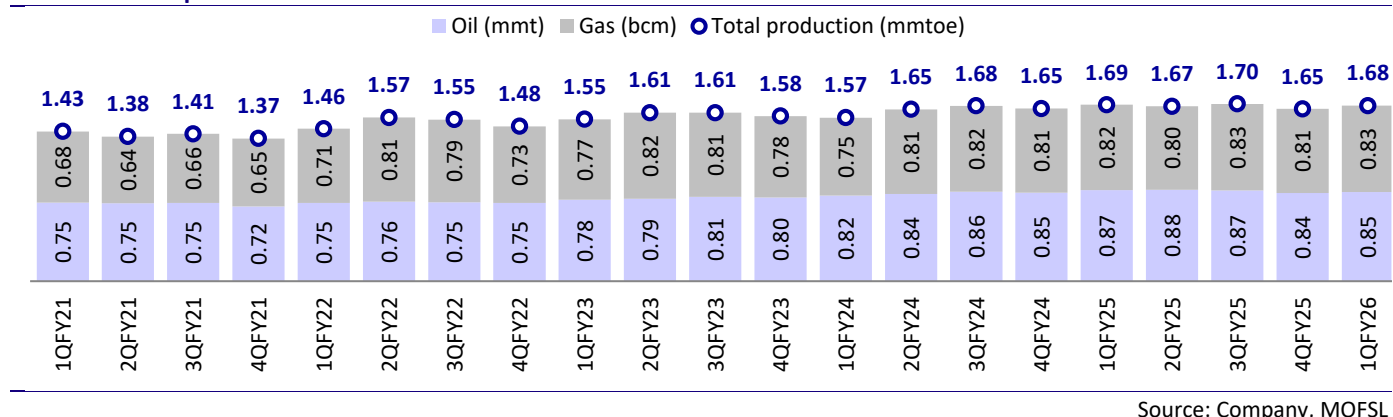


Exhibit 2: Sales flat YoY at 1.52mmtoe

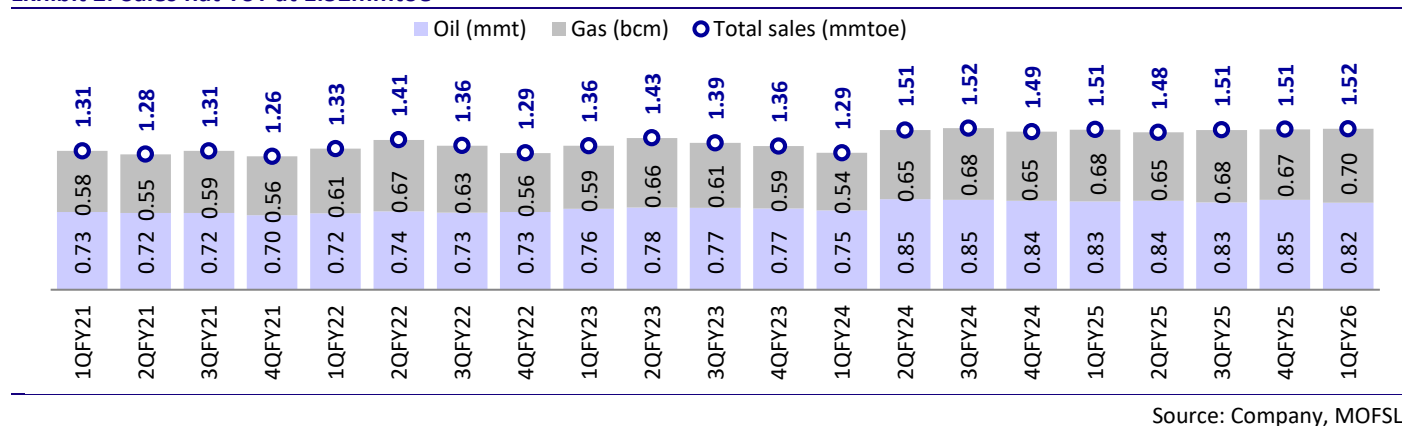
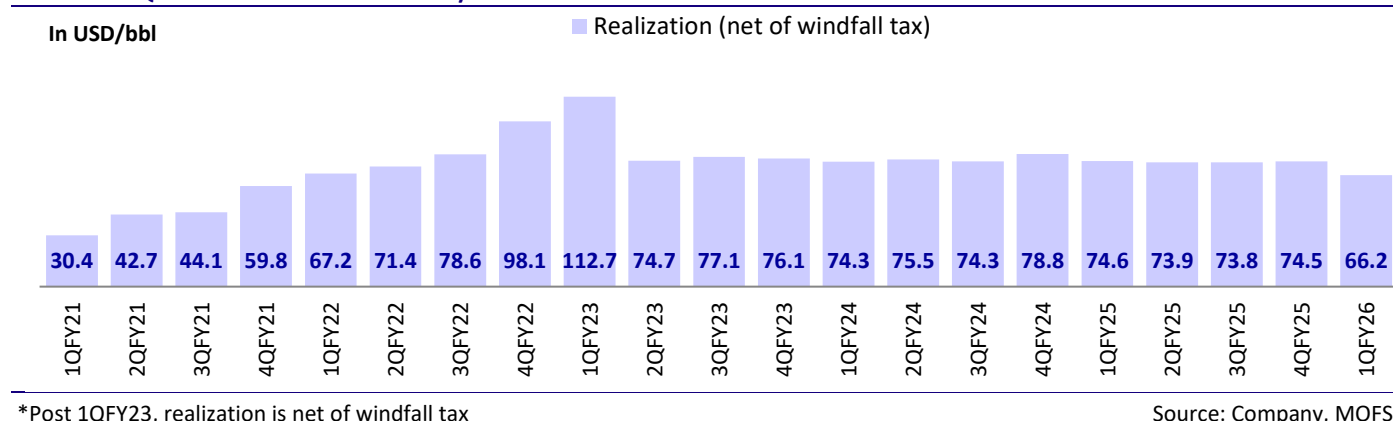
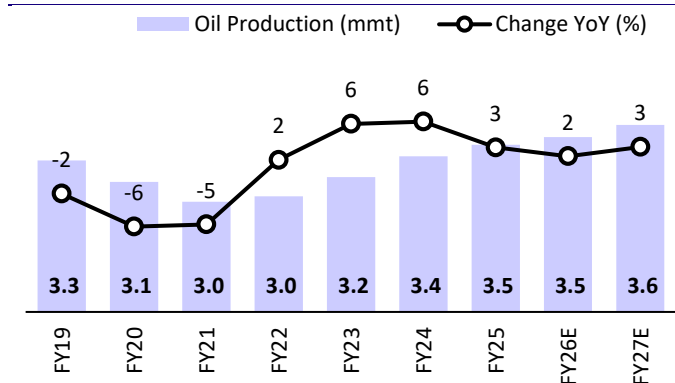


Exhibit 3: 1QFY26 realization at USD66.2/bbl



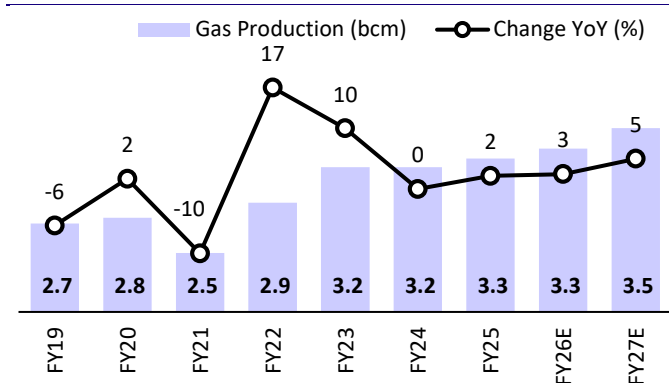
Story in charts

Exhibit 4: Oil production snapshot



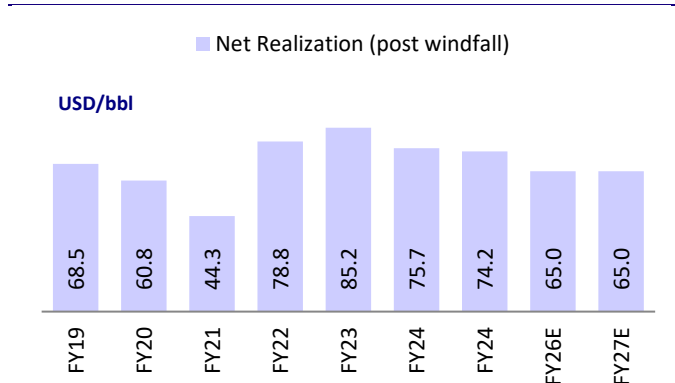
Source: Company, MOFSL

Exhibit 5: Gas production snapshot



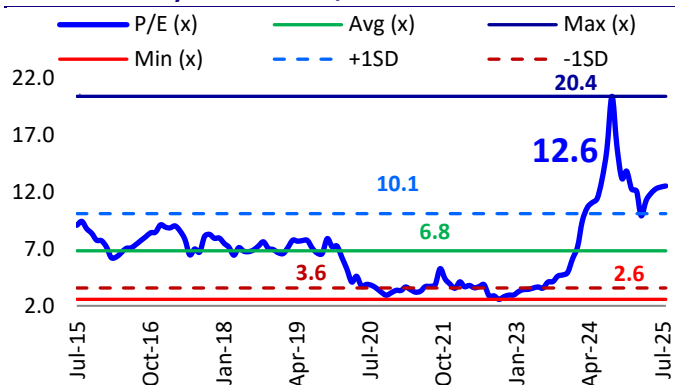
Source: Company, MOFSL

Exhibit 6: Realization trend in OINL (USD/bbl)



Source: Company, MOFSL

Exhibit 7: One-year forward P/E for OINL



Source: Company, MOFSL



Highlights from the management commentary

Production volume guidance and outlook:

- FY26 oil/gas production targets: 3.7mmt/3.65bcm
- FY27 oil/gas production targets: **3.95mmt/4.31bcm**

Capex:

- OINL will incur INR70b in standalone capex in FY26.
- NRL planned capex for **FY26/FY27: INR91.3b/INR73b** – largely for refinery and petchem unit.

1Q production:

- OINL sustained oil and gas production from its mature Northeast fields at 1.68mmtoe in 1QFY26, nearly matching 1.69mmtoe in 1QFY25.
- Crude oil production reached 0.85mmt, while natural gas output was 0.83bcm.
- IGGL connectivity and DNPL commissioning will lead to production ramp-up. Currently, OINL is shutting down wells frequently due to limited gas offtake.
- EBITDA margin declined on account of lower revenue and higher other expenses.

New hydrocarbon discovery and gas production commencement

- During the quarter, OINL discovered hydrocarbons in the Namrup-Borhat OALP block and began gas production from the Bakhritibba DSF block in Jaisalmer District, Rajasthan.

NRL:

- Crude throughput stood at 799tmt in 1QFY26, up from 764tmt in 1QFY25.
- 1Q capacity utilization for the refinery stood at 106%.
- CUF may stay above 100%, with crude throughput projected at 3mmt for FY26.
- Capacity expansion will be commissioned by Dec'25.
- 80% physical progress achieved
- Capacity utilization from new refinery expected to be 40% in 2HFY27 and 80% in FY28.
- Duliajan Numaligarh pipeline (DNPL):
- 84% physical progress achieved.
- It is supplying 1mmscmd now to NRL and will supply 2-2.5mmscmd after expansion.
- Approval for the feeder line connectivity (till Duliajan) (part of IGGL network) is still pending. After this, gas will flow beyond NRL to other parts, as IGGL phase 1 is already complete.

Joint operating agreement between OINL and ONGC:

- OINL and ONGC have signed a JOA on 12th Aug'25 for three OALP Round IX exploration blocks totaling ~10,965 sq. km, including ultra-deepwater and challenging onshore terrains. The partnership aims to boost hydrocarbon exploration and strengthen India's energy security.

Dividend from Russian entities:

- OINL has recovered 95% of its investment in Russia.
- A dividend of USD11m has been received in the current quarter.

Impact from US tariffs:

- The company has no impact from US tariffs.

New well gas:

- As per the notification, NW Gas has to be supplied to CGDs first. Since CGDs are yet to come up in the North-East, OINL is struggling a bit. However, the company has raised this concern with the ministry.

Financials and valuations

Income Statement					(INR b)
Y/E March	FY23	FY24	FY25	FY26E	FY27E
Net Sales	232.7	221.3	221.2	206.9	218.2
Change (%)	60.1	-4.9	-0.1	-6.4	5.5
EBITDA	96.8	92.6	87.7	81.2	87.0
% of Net Sales	41.6	41.8	39.6	39.3	39.9
D,D&A	15.9	17.8	19.2	20.8	21.6
Interest	7.2	7.6	8.7	9.3	9.3
Other Income	14.9	23.8	18.7	18.5	18.5
Exceptional items	0.0	23.6	0.0	0.0	0.0
PBT	88.6	67.5	78.5	69.6	74.6
Tax	20.5	11.9	17.4	17.5	18.8
Rate (%)	23.1	17.7	22.1	25.2	25.2
PAT	68.1	55.5	61.1	52.1	55.8
Adj. PAT	68.1	71.4	61.1	52.1	55.8
Change (%)	75.2	-18.5	10.1	-14.8	7.1

Balance Sheet					(INR b)
Y/E March	FY23	FY24	FY25	FY26E	FY27E
Share Cap. (incl sh. suspense)	10.8	10.8	16.3	16.3	16.3
Reserves	332.8	430.4	438.1	474.2	513.0
Net Worth	343.7	441.2	454.3	490.5	529.2
Total Loans	111.6	113.4	120.7	120.7	120.7
Deferred Tax	28.1	27.9	27.0	27.0	27.0
Capital Employed	483.4	582.5	602.1	638.2	677.0
Gross Fixed Assets	263.5	298.1	332.8	393.3	453.8
Less: Depreciation	127.5	145.2	164.4	185.2	206.8
Net Fixed Assets	136.0	152.9	168.4	208.0	246.9
Capital WIP	23.4	23.9	33.4	32.1	30.7
Producing/pre-producing	11.2	13.8	25.5	26.8	28.1
Investments	283.2	361.9	345.3	345.3	345.3
Curr. Assets, L & Adv.					
Inventory	13.9	15.5	19.3	18.1	19.1
Debtors	22.2	25.8	26.9	25.2	26.5
Cash & Bank Balance	13.5	30.7	41.5	40.3	38.3
Cash	2.5	2.4	4.0	2.8	0.8
Bank Balance	11.0	28.3	37.5	37.5	37.5
Loans & Adv. and Other CA	38.1	26.5	34.2	32.0	33.7
% of sales	16.4	16.4	16.4	16.4	16.4
Current Liab. & Prov.					
Liabilities	40.6	34.7	44.2	41.4	43.6
Provisions	17.7	33.8	48.1	48.1	48.1
Net Current Assets	29.5	30.0	29.6	26.1	25.9
Application of Funds	483.4	582.5	602.1	638.2	677.0

Financials and valuations

Ratios

Y/E March	FY23	FY24	FY25	FY26E	FY27E
Basic (INR)					
EPS (Adj)	41.9	43.9	37.6	32.0	34.3
Cash EPS	51.7	45.0	49.4	44.8	47.6
Book Value	211.3	271.3	279.3	301.6	325.4
DPS	16.7	10.5	11.5	9.8	10.5
Payout (incl. Div. Tax.)	39.8	30.8	30.6	30.6	30.6
Valuation (x)					
P/E	9.7	9.3	10.8	12.7	11.9
Cash P/E	7.9	9.0	8.2	9.1	8.6
EV / EBITDA	7.8	8.0	8.5	9.1	8.6
EV/Sales	3.3	3.4	3.4	3.6	3.4
Price / Book Value	1.9	1.5	1.5	1.3	1.3
Dividend Yield (%)	4.1	2.6	2.8	2.4	2.6
Profitability Ratios (%)					
RoE	21.2	14.1	13.7	11.0	10.9
RoCE	13.5	11.6	9.0	7.3	7.4
RoIC	41.8	37.4	30.7	22.5	20.3
Turnover Ratios					
Inventory (No. of Days)	22	22	22	22	22
Debtors (No. of Days)	35	35	35	35	35
Fixed Asset Turnover (x)	1	1	1	1	1
Creditor (No. of Days)	64	64	64	64	64
Leverage Ratio					
Net Debt / Equity (x)	0.3	0.2	0.2	0.2	0.2

Cash Flow Statement

Y/E March	FY23	FY24	FY25	FY26E	FY27E
OP/(Loss) before Tax	88.6	67.5	78.5	69.6	74.6
Interest expense	6.7	6.8	7.8	9.3	9.3
Depreciation	15.9	17.8	19.2	20.8	21.6
Interest /Other Income	-13.6	-22.0	-16.3	0.0	0.0
Direct Taxes Paid	-21.3	-19.1	-17.4	-17.5	-18.8
(Inc)/Dec in Wkg. Capital	-16.1	-14.5	-11.9	2.3	-1.9
Other op activities	16.4	40.9	21.9	0.0	0.0
CF from Op. Activity	76.6	77.2	81.7	84.6	84.8
(Inc)/Dec in FA & CWIP	-34.1	-39.2	-45.2	-60.5	-60.5
Free Cash Flow	42.5	38.0	36.6	24.1	24.3
(Pur)/Sale of Investments	-17.7	-32.2	-18.8	0.0	0.0
Loans and Advances	2.3	3.3	4.7	0.0	0.0
Other In activities	13.5	18.6	6.9	0.0	0.0
CF from Inv. Activity	-35.9	-49.5	-52.3	-60.5	-60.5
Interest paid	-6.6	-6.6	-8.1	-9.3	-9.3
Inc / (Dec) in Debt	-13.5	0.0	4.0	0.0	0.0
Others	-1.0	-2.2	-3.4	0.0	0.0
Dividends Paid	-21.1	-19.0	-20.3	-15.9	-17.1
CF from Fin. Activity	-42.2	-27.8	-27.8	-25.2	-26.4
Inc / (Dec) in Cash	-1.5	-0.1	1.6	-1.2	-2.0
Add: Opening Balance	4.0	2.5	2.4	4.0	2.8
Closing Balance	2.5	2.4	4.0	2.8	0.8

Investment in securities market are subject to market risks. Read all the related documents carefully before investing.

Explanation of Investment Rating	
Investment Rating	Expected return (over 12-month)
BUY	>=15%
SELL	< - 10%
NEUTRAL	< - 10 % to 15%
UNDER REVIEW	Rating may undergo a change
NOT RATED	We have forward looking estimates for the stock but we refrain from assigning recommendation

*In case the recommendation given by the Research Analyst is inconsistent with the investment rating legend for a continuous period of 30 days, the Research Analyst shall be within following 30 days take appropriate measures to make the recommendation consistent with the investment rating legend.

Disclosures

The following Disclosures are being made in compliance with the SEBI Research Analyst Regulations 2014 (herein after referred to as the Regulations).

Motilal Oswal Financial Services Ltd. (MOFSL) is a SEBI Registered Research Analyst having registration no. INH000000412. MOFSL, the Research Entity (RE) as defined in the Regulations, is engaged in the business of providing Stock broking services, Depository participant services & distribution of various financial products. MOFSL is a listed public company, the details in respect of which are available on www.motilaloswal.com. MOFSL (erstwhile Motilal Oswal Securities Limited - MOSL) is registered with the Securities & Exchange Board of India (SEBI) and is a registered Trading Member with National Stock Exchange of India Ltd. (NSE) and Bombay Stock Exchange Limited (BSE), Multi Commodity Exchange of India Limited (MCX) and National Commodity & Derivatives Exchange Limited (NCDEX) for its stock broking activities & is Depository participant with Central Depository Services Limited (CDSL) National Securities Depository Limited (NSDL), NERL, COMRIS and CCRL and is member of Association of Mutual Funds of India (AMFI) for distribution of financial products and Insurance Regulatory & Development Authority of India (IRDA) as Corporate Agent for insurance products. Details of associate entities of Motilal Oswal Financial Services Limited are available on the website at <http://online.reports.motilaloswal.com/Dormant/documents/List%20of%20Associate%20companies.pdf>

MOFSL and its associate company(ies), their directors and Research Analyst and their relatives may; (a) from time to time, have a long or short position in, act as principal in, and buy or sell the securities or derivatives thereof of companies mentioned herein. (b) be engaged in any other transaction involving such securities and earn brokerage or other compensation or act as a market maker in the financial instruments of the company(ies) discussed herein or act as an advisor or lender/borrower to such company(ies) or may have any other potential conflict of interests with respect to any recommendation and other related information and opinions; however the same shall have no bearing whatsoever on the specific recommendations made by the analyst(s), as the recommendations made by the analyst(s) are completely independent of the views of the associates of MOFSL even though there might exist an inherent conflict of interest in some of the stocks mentioned in the research report.

MOFSL and / or its affiliates do and seek to do business including investment banking with companies covered in its research reports. As a result, the recipients of this report should be aware that MOFSL may have a potential conflict of interest that may affect the objectivity of this report. Compensation of Research Analysts is not based on any specific merchant banking, investment banking or brokerage service transactions. Details of pending Enquiry Proceedings of Motilal Oswal Financial Services Limited are available on the website at <https://galaxy.motilaloswal.com/ResearchAnalyst/PublishViewLitigation.aspx>

A graph of daily closing prices of securities is available at www.nseindia.com, www.bseindia.com. Research Analyst views on Subject Company may vary based on Fundamental research and Technical Research. Proprietary trading desk of MOFSL or its associates maintains arm's length distance with Research Team as all the activities are segregated from MOFSL research activity and therefore it can have an independent view with regards to Subject Company for which Research Team have expressed their views.

Regional Disclosures (outside India)

This report is not directed or intended for distribution to or use by any person or entity resident in a state, country or any jurisdiction, where such distribution, publication, availability or use would be contrary to law, regulation or which would subject MOFSL & its group companies to registration or licensing requirements within such jurisdictions.

For Hong Kong:

This report is distributed in Hong Kong by Motilal Oswal capital Markets (Hong Kong) Private Limited, a licensed corporation (CE AYY-301) licensed and regulated by the Hong Kong Securities and Futures Commission (SFC) pursuant to the Securities and Futures Ordinance (Chapter 571 of the Laws of Hong Kong) "SFO". As per SEBI (Research Analyst Regulations) 2014 Motilal Oswal Securities (SEBI Reg. No. INH000000412) has an agreement with Motilal Oswal capital Markets (Hong Kong) Private Limited for distribution of research report in Hong Kong. This report is intended for distribution only to "Professional Investors" as defined in Part I of Schedule 1 to SFO. Any investment or investment activity to which this document relates is only available to professional investor and will be engaged only with professional investors." Nothing here is an offer or solicitation of these securities, products and services in any jurisdiction where their offer or sale is not qualified or exempt from registration. The Indian Analyst(s) who compile this report is/are not located in Hong Kong & are not conducting Research Analysis in Hong Kong.

For U.S.

Motilal Oswal Financial Services Limited (MOFSL) is not a registered broker - dealer under the U.S. Securities Exchange Act of 1934, as amended (the "1934 act") and under applicable state laws in the United States. In addition MOFSL is not a registered investment adviser under the U.S. Investment Advisers Act of 1940, as amended (the "Advisers Act" and together with the 1934 Act, the "Acts"), and under applicable state laws in the United States. Accordingly, in the absence of specific exemption under the Acts, any brokerage and investment services provided by MOFSL, including the products and services described herein are not available to or intended for U.S. persons. This report is intended for distribution only to "Major Institutional Investors" as defined by Rule 15a-6(b)(4) of the Exchange Act and interpretations thereof by SEC (henceforth referred to as "major institutional investors"). This document must not be acted on or relied on by persons who are not major institutional investors. Any investment or investment activity to which this document relates is only available to major institutional investors and will be engaged in only with major institutional investors. In reliance on the exemption from registration provided by Rule 15a-6 of the U.S. Securities Exchange Act of 1934, as amended (the "Exchange Act") and interpretations thereof by the U.S. Securities and Exchange Commission ("SEC") in order to conduct business with Institutional Investors based in the U.S., MOFSL has entered into a chaperoning agreement with a U.S. registered broker-dealer, Motilal Oswal Securities International Private Limited. ("MOSIPL"). Any business interaction pursuant to this report will have to be executed within the provisions of this chaperoning agreement.

The Research Analysts contributing to the report may not be registered/qualified as research analyst with FINRA. Such research analyst may not be associated persons of the U.S. registered broker-dealer, MOSIPL, and therefore, may not be subject to NASD rule 2711 and NYSE Rule 472 restrictions on communication with a subject company, public appearances and trading securities held by a research analyst account.

For Singapore

In Singapore, this report is being distributed by Motilal Oswal Capital Markets (Singapore) Pte. Ltd. ("MOCMSPL") (UEN 201129401Z), which is a holder of a capital markets services license and an exempt financial adviser in Singapore. This report is distributed solely to persons who (a) qualify as "institutional investors" as defined in section 4A(1)(c) of the Securities and Futures Act of Singapore ("SFA") or (b) are considered "accredited investors" as defined in section 2(1) of the Financial Advisers Regulations of Singapore read with section 4A(1)(a) of the SFA. Accordingly, if a recipient is neither an "institutional investor" nor an "accredited investor", they must immediately discontinue any use of this Report and inform MOCMSPL.

In respect of any matter arising from or in connection with the research you could contact the following representatives of MOCMSPL. In case of grievances for any of the services rendered by MOCMSPL write to grievances@motilaloswal.com.

Nainesh Rajani

Email: nainesh.rajani@motilaloswal.com

Contact: (+65) 8328 0276

Specific Disclosures

- Research Analyst and/or his/her relatives do not have a financial interest in the subject company(ies), as they do not have equity holdings in the subject company(ies).
MOFSL has financial interest in the subject company(ies) at the end of the week immediately preceding the date of publication of the Research Report: Yes.
Nature of Financial interest is holding equity shares or derivatives of the subject company
- Research Analyst and/or his/her relatives do not have actual/beneficial ownership of 1% or more securities in the subject company(ies) at the end of the month immediately preceding the date of publication of Research Report.
MOFSL has actual/beneficial ownership of 1% or more securities of the subject company(ies) at the end of the month immediately preceding the date of publication of Research Report: No
- Research Analyst and/or his/her relatives have not received compensation/other benefits from the subject company(ies) in the past 12 months.
MOFSL may have received compensation from the subject company(ies) in the past 12 months.
- Research Analyst and/or his/her relatives do not have material conflict of interest in the subject company at the time of publication of research report.
MOFSL does not have material conflict of interest in the subject company at the time of publication of research report.
- Research Analyst has not served as an officer, director or employee of subject company(ies).
- MOFSL has not acted as a manager or co-manager of public offering of securities of the subject company in past 12 months.
- MOFSL has not received compensation for investment banking /merchant banking/brokerage services from the subject company(ies) in the past 12 months.
- MOFSL may have received any compensation for products or services other than investment banking or merchant banking or brokerage services from the subject company(ies) in the past 12 months.
- MOFSL may have received compensation or other benefits from the subject company(ies) or third party in connection with the research report.
- MOFSL has not engaged in market making activity for the subject company.

The associates of MOFSL may have:
financial interest in the subject company

- actual/beneficial ownership of 1% or more securities in the subject company at the end of the month immediately preceding the date of publication of the Research Report or date of the public appearance.
- received compensation/other benefits from the subject company in the past 12 months
- any other potential conflict of interests with respect to any recommendation and other related information and opinions.; however the same shall have no bearing whatsoever on the specific recommendations made by the analyst(s), as the recommendations made by the analyst(s) are completely independent of the views of the associates of MOFSL even though there might exist an inherent conflict of interest in some of the stocks mentioned in the research report.
- acted as a manager or co-manager of public offering of securities of the subject company in past 12 months
- be engaged in any other transaction involving such securities and earn brokerage or other compensation or act as a market maker in the financial instruments of the company(ies) discussed herein or act as an advisor or lender/borrower to such company(ies)
- received compensation from the subject company in the past 12 months for investment banking / merchant banking / brokerage services or from other than said services.
- Served subject company as its clients during twelve months preceding the date of distribution of the research report.

The associates of MOFSL has not received any compensation or other benefits from third party in connection with the research report

Above disclosures include beneficial holdings lying in demat account of MOFSL which are opened for proprietary investments only. While calculating beneficial holdings, It does not consider demat accounts which are opened in name of MOFSL for other purposes (i.e holding client securities, collaterals, error trades etc.). MOFSL also earns DP income from clients which are not considered in above disclosures.

Analyst Certification

The views expressed in this research report accurately reflect the personal views of the analyst(s) about the subject securities or issues, and no part of the compensation of the research analyst(s) was, is, or will be directly or indirectly related to the specific recommendations and views expressed by research analyst(s) in this report.

Terms & Conditions:

This report has been prepared by MOFSL and is meant for sole use by the recipient and not for circulation. The report and information contained herein is strictly confidential and may not be altered in any way, transmitted to, copied or distributed, in part or in whole, to any other person or to the media or reproduced in any form, without prior written consent of MOFSL. The report is based on the facts, figures and information that are considered true, correct, reliable and accurate. The intent of this report is not recommendatory in nature. The information is obtained from publicly available media or other sources believed to be reliable. Such information has not been independently verified and no guaranty, representation of warranty, express or implied, is made as to its accuracy, completeness or correctness. All such information and opinions are subject to change without notice. The report is prepared solely for informational purpose and does not constitute an offer document or solicitation of offer to buy or sell or subscribe for securities or other financial instruments for the clients. Though disseminated to all the customers simultaneously, not all customers may receive this report at the same time. MOFSL will not treat recipients as customers by virtue of their receiving this report.

Disclaimer:

The report and information contained herein is strictly confidential and meant solely for the selected recipient and may not be altered in any way, transmitted to, copied or distributed, in part or in whole, to any other person or to the media or reproduced in any form, without prior written consent. This report and information herein is solely for informational purpose and may not be used or considered as an offer document or solicitation of offer to buy or sell or subscribe for securities or other financial instruments. Nothing in this report constitutes investment, legal, accounting and tax advice or a representation that any investment or strategy is suitable or appropriate to your specific circumstances. The securities discussed and opinions expressed in this report may not be suitable for all investors, who must make their own investment decisions, based on their own investment objectives, financial positions and needs of specific recipient. This may not be taken in substitution for the exercise of independent judgment by any recipient. Each recipient of this document should make such investigations as it deems necessary to arrive at an independent evaluation of an investment in the securities of companies referred to in this document (including the merits and risks involved), and should consult its own advisors to determine the merits and risks of such an investment. The investment discussed or views expressed may not be suitable for all investors. Certain transactions -including those involving futures, options, another derivative products as well as non-investment grade securities - involve substantial risk and are not suitable for all investors. No representation or warranty, express or implied, is made as to the accuracy, completeness or fairness of the information and opinions contained in this document. The Disclosures of Interest Statement incorporated in this document is provided solely to enhance the transparency and should not be treated as endorsement of the views expressed in the report. This information is subject to change without any prior notice. The Company reserves the right to make modifications and alternations to this statement as may be required from time to time without any prior approval. MOFSL, its associates, their directors and the employees may from time to time, effect or have effected an own account transaction in, or deal as principal or agent in or for the securities mentioned in this document. They may perform or seek to perform investment banking or other services for, or solicit investment banking or other business from, any company referred to in this report. Each of these entities functions as a separate, distinct and independent of each other. The recipient should take this into account before interpreting the document. This report has been prepared on the basis of information that is already available in publicly accessible media or developed through analysis of MOFSL. The views expressed are those of the analyst, and the Company may or may not subscribe to all the views expressed therein. This document is being supplied to you solely for your information and may not be reproduced, redistributed or passed on, directly or indirectly, to any other person or published, copied, in whole or in part, for any purpose. This report is not directed or intended for distribution to, or use by, any person or entity who is a citizen or resident of or located in any locality, state, country or other jurisdiction, where such distribution, publication, availability or use would be contrary to law, regulation or which would subject MOFSL to any registration or licensing requirement within such jurisdiction. The securities described herein may or may not be eligible for sale in all jurisdictions or to certain category of investors. Persons in whose possession this document may come are required to inform themselves of and to observe such restriction. Neither the Firm, not its directors, employees, agents or representatives shall be liable for any damages whether direct or indirect, incidental, special or consequential including lost revenue or lost profits that may arise from or in connection with the use of the information. The person accessing this information specifically agrees to exempt MOFSL or any of its affiliates or employees from, any and all responsibility/liability arising from such misuse and agrees not to hold MOFSL or any of its affiliates or employees responsible for any such misuse and further agrees to hold MOFSL or any of its affiliates or employees free and harmless from all losses, costs, damages, expenses that may be suffered by the person accessing this information due to any errors and delays.

This report is meant for the clients of Motilal Oswal only.

Investment in securities market are subject to market risks. Read all the related documents carefully before investing.

Registration granted by SEBI and certification from NISM in no way guarantee performance of the intermediary or provide any assurance of returns to investors.

Registered Office Address: Motilal Oswal Tower, Rahimtullah Sayani Road, Opposite Parel ST Depot, Prabhadevi, Mumbai-400025; Tel No.: 022 - 71934200 / 71934263; www.motilaloswal.com.

Correspondence Address: Palm Spring Centre, 2nd Floor, Palm Court Complex, New Link Road, Malad (West), Mumbai- 400 064. Tel No: 022 71881000. Details of Compliance Officer: Neeraj Agarwal,

Email Id: na@motilaloswal.com, Contact No.:022-40548085.

Grievance Redressal Cell:

Contact Person	Contact No.	Email ID
Ms. Hemangi Date	022 40548000 / 022 67490600	query@motilaloswal.com
Ms. Kumud Upadhyay	022 40548082	servicehead@motilaloswal.com
Mr. Ajay Menon	022 40548083	am@motilaloswal.com

Registration details of group entities.: Motilal Oswal Financial Services Ltd. (MOFSL): INZ000158836 (BSE/NSE/MCX/NCDEX); CDSL and NSDL: IN-DP-16-2015; Research Analyst: INH000000412 . AMFI: ARN : 146822. IRDA Corporate Agent – CA0579. Motilal Oswal Financial Services Ltd. is a distributor of Mutual Funds, PMS, Fixed Deposit, Insurance, Bond, NCDs and IPO products.

Customer having any query/feedback/ clarification may write to query@motilaloswal.com. In case of grievances for any of the services rendered by Motilal Oswal Financial Services Limited (MOFSL) write to grievances@motilaloswal.com, for DP to dpgrievances@motilaloswal.com.