



Solid Research
Solid Relationships

Fundamental Outlook

Market Setup

- **U.S. markets closed** mixed as oil prices surged and Iran-US stand off escalated.
- **Dow Futures** is currently trading with a **loss of -0.4%**
- **Asian markets are trading mixed.**
- On Wednesday, Indian markets traded with a positive bias, supported by strong global cues and optimism around easing geopolitical tensions, which helped indices open firm. However, gains were restricted as crude oil prices surged to USD 114 per barrel, the rupee remained weak near record lows and there were no meaningful updates on US–Iran negotiations. The Nifty closed at **24,178 (+0.7%)**
- **Gift nifty** is currently trading **156 points lower -0.6%**.
- **FIIIs: -2,468 Cr ; DIIs: +2,262 Cr**

Opening Cues: Flat

Stocks in News

Waaree Energies: Strengthened its solar value chain with a strategic stake in Oman-based polysilicon player, alongside aggressive expansion—Rs 6,200 crore ingot-wafer facility, Rs 3,900 crore glass plant, and 3 GW module capacity addition in Gujarat. **Positive**

Time Technoplast: Received India's first approval for high-pressure Type IV hydrogen cylinders for transport use, marking a key step in hydrogen mobility with higher efficiency and longer range potential. **Positive**

Larsen & Toubro: Divested its entire stake in Hyderabad Metro Rail for Rs 1,461 crore, aligning with its strategy to streamline the portfolio and unlock value. **Positive**

Quarterly Results performance:

Above Expectations: Granules, Navin Fluorine, IIFL Finance, Federal Bank

Inline: Indian Bank, Bajaj Finance, Vedanta, MAS financial, Castrol

Mixed: Waaree Energies

Below expectations: Kfin Tech, Five Star

Fundamental Actionable Idea

GRANULES INDIA

CMP INR706; TGT INR820; Upside 16% BUY, MTF Stock

- Granules India (GRAN) delivered in-line revenue and higher-than-expected EBITDA/PAT (6% beat) for the quarter. Higher formulation (FDF) and API sales led to improvement in overall momentum for the quarter.
- The complex generics revenue share has increased considerably from 39% YoY to 46% for 4QFY26. Accordingly, the integrated generics' share reduced from 57% of sales to 50% of sales in 4QFY26.
- GRAN is enhancing prospects in the CDMO segment by integrating R&D at the Zurich and India sites and scaling up manufacturing. Notably, it has achieved EBITDA break-even in the acquired Senn Chemicals business in 4QFY26.
- We expect growth to be driven by 1) the scale-up, driving EBITDA margin expansion of the CDMO peptide business, 2) scale-up of the ADHD portfolio/controlled substances in the US, and 3) the rollout of complex generics and speciality products.

View: Buy

Fundamental Actionable Idea

Navin Fluorine

CMP INR6759; Positive, MTF Stock

- Navin Fluorine International (NFIL) maintained its robust performance in 4QFY26, with revenue growing 34% YoY, driven by broad-based strength across all segments.
- The outlook remains positive, underpinned by a well-diversified portfolio across products, customers, and geographies. We expect the HPP segment to continue to deliver sustainable growth, supported by a firm pricing environment and ongoing capacity expansion initiatives, while the Specialty Chemicals business is poised to maintain its strong momentum, backed by robust order visibility and meaningful scale-up across existing molecules.
- The outlook for the CDMO segment remains equally healthy, driven by a balanced portfolio spanning late-stage and commercial molecules as well as pipeline opportunities.

View: Positive

Result Estimate – 30th April, 2026

Name	Sales			EBITDA			PAT		
	Mar-26	Growth (%)		Mar-26	Growth (%)		Mar-26	Growth (%)	
		YoY	QoQ		YoY	QoQ		YoY	QoQ
Hind. Unilever	16,221	4%	-1%	3,824	6%	-2%	2,690	5%	3%
Laurus Labs	1,828	6%	3%	490	17%	0%	242	29%	-6%
NALCO	5,162	-2%	9%	2,642	-4%	21%	1,945	-6%	22%
Adani Ports	9,570	13%	-1%	5,630	12%	-3%	3,089	1%	-6%
Sona BLW Precis.	1,201	41%	-1%	298	38%	-2%	177	20%	-2%
Equitas Small Fin.	949	14%	11%	364	17%	19%	157	274%	75%
Chola. Inv & Fin.	3,866	27%	8%	2,908	25%	10%	1,524	20%	18%
NSDL	351	-3%	-2%	92	1%	-14%	80	-4%	-11%
ACC	6,745	11%	4%	790	-1%	15%	431	-16%	29%
R R Kabel	2,690	21%	6%	211	9%	3%	136	5%	2%
Godrej Agrovet	2,338	10%	-14%	168	15%	-30%	81	15%	-41%
SIS	4,095	19%	-2%	187	13%	-1%	114	38%	13%

Velocity Idea

JSW Energy

CMP: ₹563; SL: ₹525(7%); TGT: ₹641(14%); BUY;

- Strong electricity demand in India and government emphasis on renewable energy support near-term sentiment, while nearly 85% of JSW Energy's capacity tied to long-term PPAs provides stable cash flows and limits merchant market volatility risks.
- The company expects to cross 13 GW operational capacity by the end of Q1 FY27. It has a robust pipeline with roughly 8 GW of renewable projects (solar/wind) under development, expected to be commissioned over the next 18-24 months.
- For Q4FY26, we expect revenue and EBITDA growth of 85% and 88% YoY. We expect the power generation theme to pick up pace given the visibility in the near term.
- The Stock has given channel breakout on weekly chart and managed to hold above the same.
- Buying is visible across energy theme which may support the ongoing up move.

Nuclear Energy Opportunity Basket

- India’s landmark atomic energy bill enabling private and foreign participation, combined with its ambitious plan to scale nuclear energy capacity from ~8.8GW to 100GW by 2047 (~10x growth), unlocks a massive, multi-decade structural investment opportunity across the nuclear energy value chain.
- This expansion is expected to unlock a multi-decade investment cycle across reactors, components, EPC, turbines, generators , with potential order inflows driven by strong government commitment and long gestation project pipeline.
- Strong policy push towards clean energy transition and decarbonization is accelerating focus on nuclear energy power, positioning it as a key pillar alongside renewables to meet India’s rising power demand sustainably.

Time Frame: 12 months

Review: Monthly

Upside: 15-20%

Risk: High

Benchmark: Nifty 200

Script	CMP as on 23 rd Apr 2026	Weightage (%)
Larsen & Toubro	4,054	20
NTPC	402	20
Tata Power	430	20
BHEL	338	20
MTAR Technologies	5,348	20

Focus Investment Ideas

All Stocks Available in MTF

Duration : 1 Year Horizon

Stock Name	Rating	CMP (Rs)	Target (Rs)	Upside (%)
Bharat Dynamics	Buy	1394	1800	29%
TVS Motors	Buy	3554	4461	26%
Delhivery	Buy	466	580	24%
State Bank of India	Buy	1087	1300	20%
NAM India	Buy	1020	1200	18%

Technical Outlook

Nifty Technical Outlook

NIFTY (CMP : 24177) Nifty immediate support is at 24050 then 23900 zone while resistance at 24350 then 24500 zones. Now it has to hold above 24150 zones for an up move towards 24350 then 24500 zones while supports are placed at 24050 then 23900 zones.

1-Nifty50 - 29/04/26



Bank Nifty Technical Outlook

BANK NIFTY (CMP : 55403) Bank Nifty support is at 55250 then 55000 zones while resistance at 56000 then 56500 zones. Now it has to hold above 55250 zones for an up move towards 56000 then 56500 zones while on the downside support is seen at 55250 then 55000 levels.

1-Niftybank - 29/04/26



Sensex Technical Outlook

Sensex (CMP : 77496) Sensex support is at 77000 then 76700 zones while resistance at 77800 then 78000 zones. Now it has to hold above 77500 for an up move towards 77800 then 78000 while supports can be seen at 77000 then 76700 zones.

3-S&P BSESENSX - 29/04/26
EMA(CloseLine:50)



Investment in securities market are subject to market risks, read all the related documents carefully before investing.

Midcap100 Index Technical Outlook

30-Apr-26



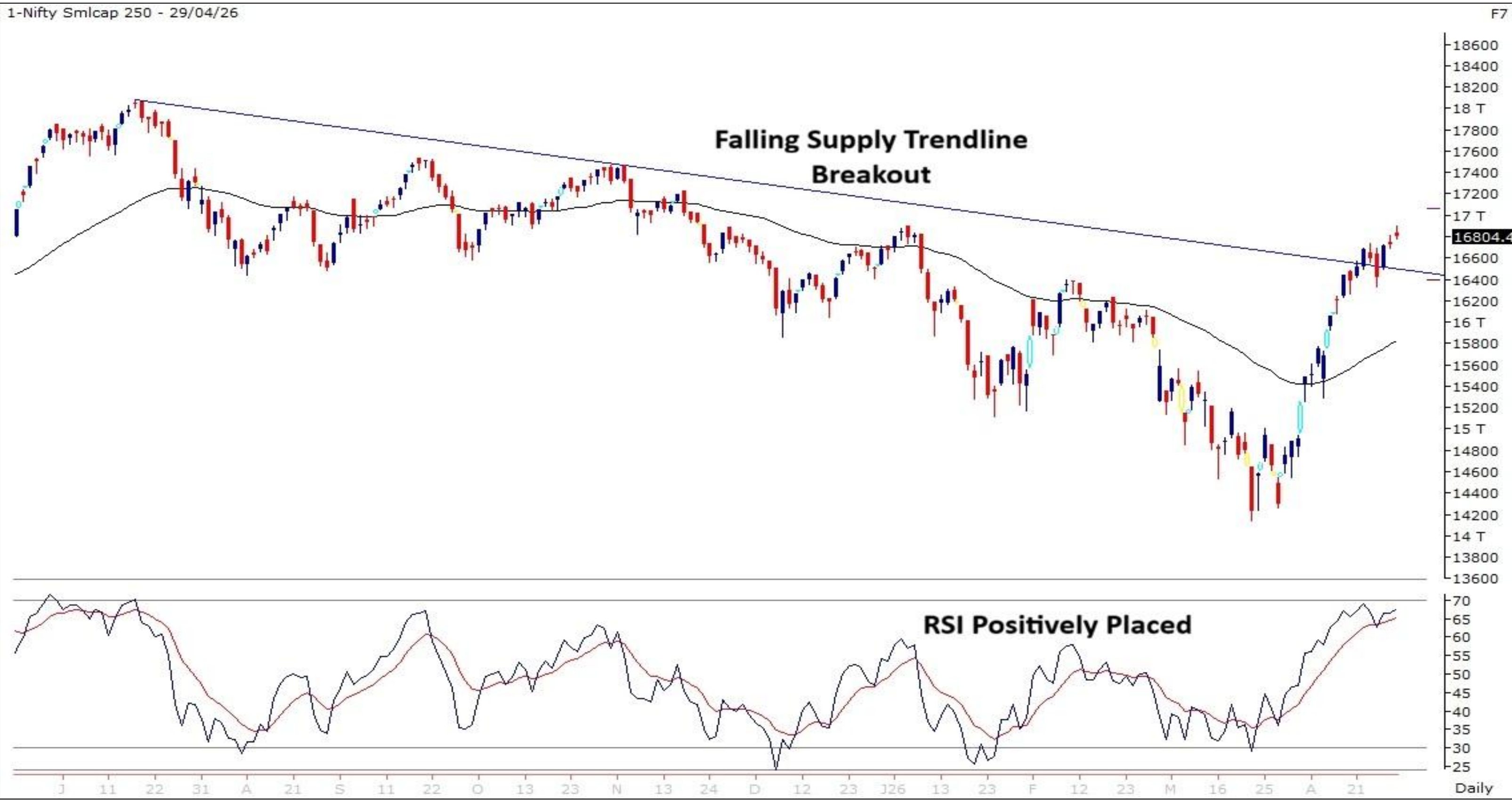
Nifty Midcap100 Stats	
Advance	Decline
54	46

- Narrow range breakout with the RSI momentum indicator rising.

Investment in securities market are subject to market risks, read all the related documents carefully before investing.

Smallcap250 Index Technical Outlook

30-Apr-26



Nifty SmallCap250 Stats	
Advance	Decline
135	115

- Falling supply trendline breakout and RSI indicator rising.

Investment in securities market are subject to market risks, read all the related documents carefully before investing.

Brent Crude Oil Spot Rate



- Brent Crude Oil Spot Rate surged to 118 US Dollar Per barrel.

Investment in securities market are subject to market risks, read all the related documents carefully before investing.

Sectoral Performance - Daily

30-Apr-26




Indices	Closing	% Change			
	29-Apr	1-day	2-days	3-days	5-days
NIFTY 50	24178	0.76%	0.35%	1.17%	-0.82%
NIFTY BANK	55404	0.01%	-1.53%	-1.22%	-3.01%
NIFTY MIDCAP 100	60377	-0.07%	0.21%	1.69%	0.29%
NIFTY SMALLCAP 250	16804	0.49%	0.54%	2.37%	0.72%
NIFTY FINANCIAL SERVICES	25914	-0.09%	-0.96%	-0.87%	-2.67%
NIFTY PRIVATE BANK	26515	0.44%	-0.80%	-0.76%	-2.52%
NIFTY PSU BANK	8628	-0.41%	-2.55%	-2.08%	-4.37%
NIFTY IT	29245	0.99%	0.30%	2.50%	-4.10%
NIFTY FMCG	51772	1.75%	1.42%	1.98%	1.12%
NIFTY OIL & GAS	11769	0.71%	2.27%	3.86%	2.33%
NIFTY PHARMA	23261	0.44%	0.38%	3.01%	3.59%
NIFTY AUTO	26086	1.15%	0.13%	1.69%	-1.38%
NIFTY METAL	13111	0.50%	1.01%	2.86%	1.70%
NIFTY REALTY	806	1.48%	1.06%	3.55%	0.28%
NIFTY INDIA DEFENCE	9012	1.11%	1.22%	1.89%	0.75%

- Among the sectoral indices relative strength was seen in Nifty FMCG and Realty while weakness as seen in Nifty PSU Bank.

Investment in securities market are subject to market risks, read all the related documents carefully before investing.

Sectoral Performance - Weekly

30-Apr-26

Name	1W Change	2W Change	3W Change	4W Change	5W Change
Nifty 50	1.17	-0.72	0.53	6.45	5.95
Nifty Bank	-1.22	-2.05	-0.91	7.48	5.99
Nifty IT	2.5	-8.06	-5.75	-3.93	-1
Nifty Auto	1.69	-1.32	-2.08	8.29	7.12
 Nifty Metal	2.86	1.8	6.11	14.44	17.47
 Nifty Pharma	3.01	3.39	4.94	6.66	3.08
Nifty FMCG	1.98	4.26	7.42	11.98	11.51
Nifty Realty	3.55	2.38	6.1	19.86	20.21
Nifty Media	1.73	3.32	7.21	12.3	13.09
 Nifty PSU Bank	-2.08	-2.65	-1.72	6.06	4.59

- On the weekly sectoral change most sectors closed positive led by Nifty Pharma, Nifty Realty and Nifty Metal while weakness was seen in Nifty PSU Bank.

Investment in securities market are subject to market risks, read all the related documents carefully before investing.

Technical – Conviction Delivery Idea

COALINDIA (Mcap ₹ 2,95,749 Cr.)

F&O Stock, MTF stock

- Range breakout on daily chart.
- Strong bodied bullish candle.
- Surge in traded volumes.
- RSI momentum indicator positively placed.
- We recommend to buy the stock at CMP ₹480 with a SL of ₹460 and a TGT of ₹520.

RECOs	CMP	SL	TARGET	DURATION
BUY	480	460	520	1 Week



Investment in securities market are subject to market risks, read all the related documents carefully before investing.

Technical Stocks On Radar

OIL

(CMP: 493, Mcap ₹ 80,167 Cr.)

F&O Stock, MTF stock

- Triangle pattern breakout.
- Formed a base around 50 DEMA.
- Accumulation visible.
- RSI indicator positively placed.
- Immediate support at 460.



30-Apr-26

CROMPTON

(CMP: 276, Mcap ₹ 17,773 Cr.)

F&O Stock, MTF stock

- Falling supply trendline breakout.
- Strong bodied bullish candle.
- High traded volumes.
- RSI indicator rising.
- Immediate support at 250.



Investment in securities market are subject to market risks, read all the related documents carefully before investing.

Derivative Outlook

Nifty : Option Data

- Maximum Call OI is at 24500 then 25000 strike while Maximum Put OI is at 24000 then 24200 strike.
- Call writing is seen at 24300 then 24400 strike while Put writing is seen at 24200 then 24000 strike.
- Option data suggests a broader trading range in between 23800 to 24500 zones while an immediate range between 23900 to 24400 levels.



Option - Buying side strategy

Index	Single Leg Buying	Multi Leg Strategy
Nifty (Weekly)	24300 CE if it holds above 24150	Bull call spread (Buy 24300 CE and Sell 24400 CE) at net premium cost of 30-35 points
Sensex (Monthly)	77600 CE if it holds above 77500	Bull call spread (Buy 77600 CE and Sell 77900 CE) at net premium cost of 30-40 points
Bank Nifty (Monthly)	58000 CE till it holds below 55250	Bull call spread (Buy 56000 CE and Sell 56500 CE) at net premium cost of 220-230 points

Option - Selling side strategy

Index	Writing
Nifty (Weekly)	23200 PE and 25000 CE
Sensex (Monthly)	76200 PE and 78800 CE
Bank Nifty (Monthly)	50000 PE and 59500 CE

Weekly Option Range for Option Writers based on Different Confidence Band								
Date	30-Apr-26	Weekly Expiry	5-May-26	Days to weekly expiry	3			
Nifty		24178	India VIX		17.4			
Confidence Band	Probability	% Away From Spot	Range				Total Premium (Put + Call)	Types of Trades
			Put	Premium	Call	Premium		
1.00	68%	± 1.4%	23850	76	24550	54	130	Aggressive
1.25	79%	± 1.8%	23750	57	24650	37	94	Less Aggressive
1.50	87%	± 2.2%	23650	41	24750	25	66	Neutral
1.75	92%	± 2.6%	23550	30	24850	17	47	Conservative
2.00	95%	± 3.0%	23450	21	24950	12	33	Most Conservative
Date	30-Apr-26	Monthly Expiry	26-May-26	Days to weekly expiry	18			
Bank Nifty		55404						
Confidence Band	Probability	% Away From Spot	Range				Total Premium (Put + Call)	Types of Trades
			Put	Premium	Call	Premium		
1.00	68%	± 4.2%	53100	389	57700	337	726	Aggressive
1.25	79%	± 5.2%	52500	288	58300	219	507	Less Aggressive
1.50	87%	± 6.1%	52000	230	58800	151	381	Neutral
1.75	92%	± 7.2%	51400	175	59400	98	273	Conservative
2.00	95%	± 8.3%	50800	126	60000	64	190	Most Conservative

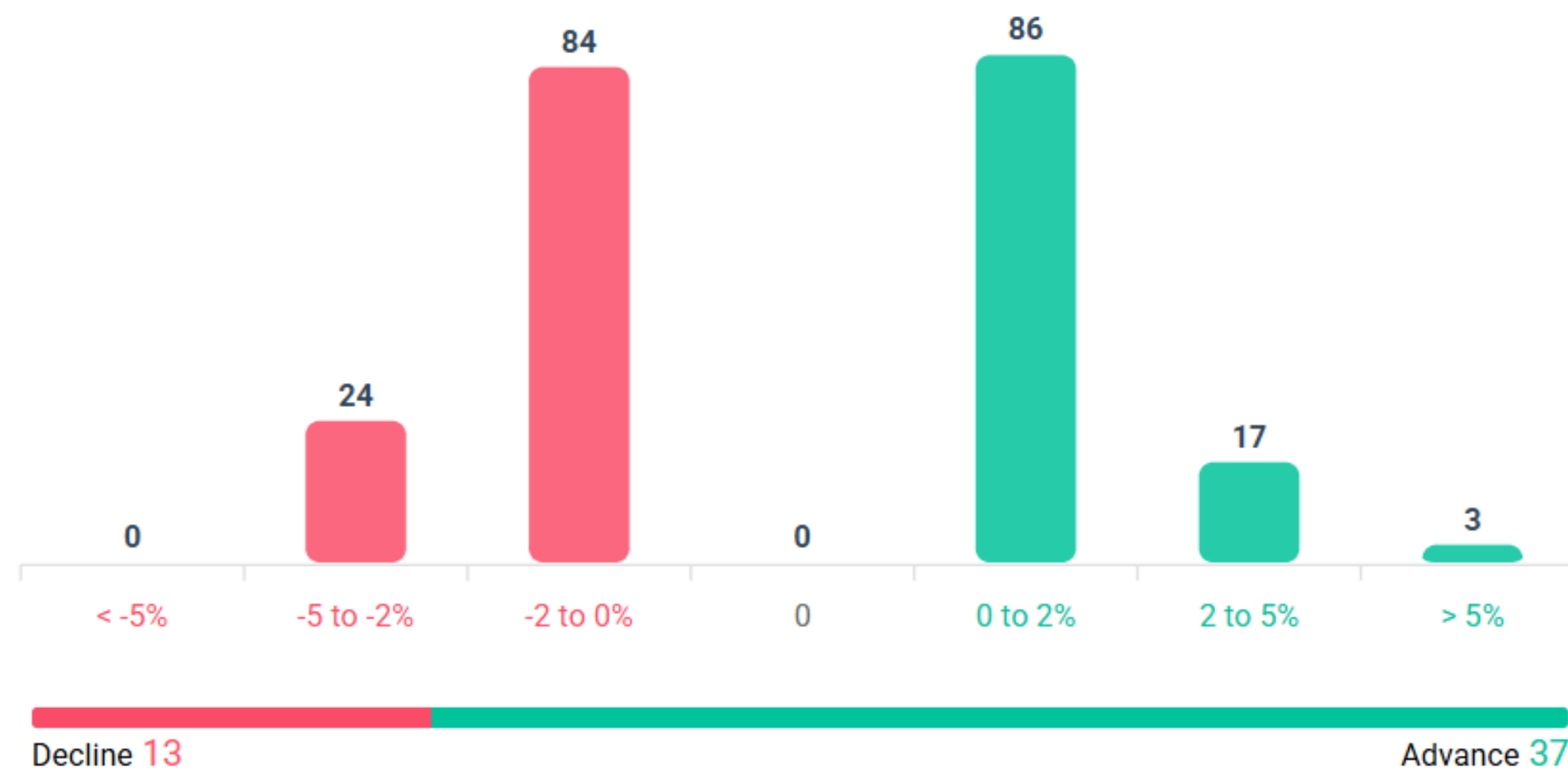
Investments in securities markets are subject to market risks. Please read all related documents carefully.

Nifty Advance Decline & Ban update

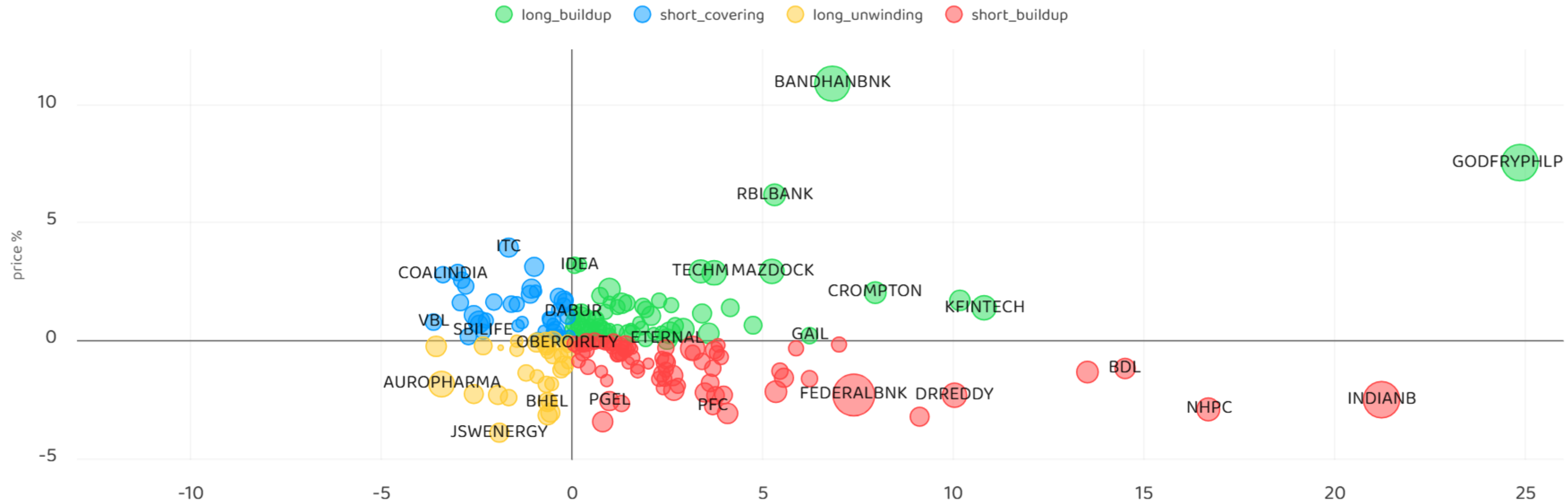
Stocks in Ban:

NIL

All FNO Nifty 50 Bank Nifty Fin Nifty



Stocks : Derivatives Outlook



Stocks : Options on radar

Stock	Call Strike	Trade	Buying Range	SL	TGT	Logic
RELIANCE	1430 CE	Buy	28-30	25	40	Short Covering
MAZDOCK	2780 CE	Buy	130-135	120	155	Short Covering
COCHINSHIP	1780 CE	Buy	100-105	95	115	Long Build up

Stock	Call Strike	Trade	Buying Range	SL	TGT	Logic
INDIGO	4300 PE	Buy	155-160	140	190	Long Liquidation
HAVELLS	1250 PE	Buy	35-40	30	50	Long Liquidation

Quant Outlook

Quant Intraday Sell Ideas

30-Apr-26

What is this?

Based on technical indicators this strategy gives 2 stocks that have a high likelihood to fall during the day (from open to close). This is an intraday Sell strategy which can provide a good cushioning during a black swan event.

Today's **Sell** Ideas:

Stock Names	Close Price	SL (1%)	TP (1%)
ASHOKLEY (Sell)	165.73	167.39	164.07
HINDZINC (Sell)	613.05	619.18	606.92

What are the rules?

- Stock names will be given at market open (9:15 am)
- Recommended time to entry: between 9:15 to 9:30 am.
- Entry: We short 2 stocks daily (intraday)
- Exit: we will exit at 3:15 as this is an intraday call
- SL: is placed at 1% of the open.
- Book profit: At 1% fall since open.
- In special situations the book profit might be delayed if the stock is in free fall.

Siddhartha Khemka
Head – Retail Research

Chandan Taparua, CMT, CFTe
Head – Derivatives & Technical Research

Ruchit Jain
Head – Technical Research

Disclosures:

The following Disclosures are being made in compliance with the SEBI Research Analyst Regulations 2014 (herein after referred to as the Regulations).

Motilal Oswal Financial Services Ltd. (MOFSL) is a SEBI Registered Research Analyst having registration no. INH000000412 and BSE enlistment no. 5028. MOFSL, the Research Entity (RE) as defined in the Regulations, is engaged in the business of providing Stock broking services, Depository participant services & distribution of various financial products. MOFSL is a listed public company, the details in respect of which are available on www.motilaloswal.com. MOFSL is registered with the Securities & Exchange Board of India (SEBI) and is a registered Trading Member with National Stock Exchange of India Ltd. (NSE) and Bombay Stock Exchange Limited (BSE), Multi Commodity Exchange of India Limited (MCX) and National Commodity & Derivatives Exchange Limited (NCDEX) for its stock broking activities & is Depository participant with Central Depository Services Limited (CDSL) National Securities Depository Limited (NSDL), NERL, COMRIS and CCRL and is member of Association of Mutual Funds of India (AMFI) for distribution of financial products and Insurance Regulatory & Development Authority of India (IRDA) as Corporate Agent for insurance products and is a member of Association of Portfolio Managers in India (APMI) for distribution of PMS products. Details of associate entities of Motilal Oswal Financial Services Ltd. are available on the website at <http://onlinereports.motilaloswal.com/Dormant/documents/Associate%20Details.pdf>

Details of pending Enquiry Proceedings of Motilal Oswal Financial Services Limited are available on the website at <https://galaxy.motilaloswal.com/ResearchAnalyst/PublishViewLitigation.aspx>. As per Regulatory requirements, Research Audit Report is uploaded on www.motilaloswal.com > MOFSL-Important Links > MOFSL Research Analyst Compliance Audit Report.

MOFSL, its associates, Research Analyst or their relatives may have any financial interest in the subject company. MOFSL and/or its associates and/or Research Analyst or their relatives may have actual beneficial ownership of 1% or more securities in the subject company at the end of the month immediately preceding the date of publication of the Research Report or date of the public appearance. MOFSL and its associate company(ies), their directors and Research Analyst and their relatives may have any other potential conflict of interests at the time of publication of the research report or at the time of public appearance, however the same shall have no bearing whatsoever on the specific recommendations made by the analyst(s), as the recommendations made by the analyst(s) are completely independent of the views of the associates of MOFSL even though there might exist an inherent conflict of interest in some of the stocks mentioned in the research report..

In the past 12 months, MOFSL or any of its associates may have:

- received any compensation/other benefits from the subject company of this report
- managed or co-managed public offering of securities from subject company of this research report,
- received compensation for investment banking or merchant banking or brokerage services from subject company of this research report,
- received compensation for products or services other than investment banking or merchant banking or brokerage services from the subject company of this research report.

- MOFSL and its associates have not received any compensation or other benefits from the subject company or third party in connection with the research report.
- Subject Company may have been a client of MOFSL or its associates during twelve months preceding the date of distribution of the research report.
- Research Analyst may have served as director/officer/employee in the subject company.
- MOFSL and research analyst may engage in market making activity for the subject company.

MOFSL and its associate company(ies), and Research Analyst and their relatives from time to time may have:

a) a long or short position in, act as principal in, and buy or sell the securities or derivatives thereof of companies mentioned herein.

(b) be engaged in any other transaction involving such securities and earn brokerage or other compensation or act as a marketmaker in the financial instruments of the company(ies) discussed herein or act as an advisor or lender/borrower to such company(ies) or may have any other potential conflict of interests with respect to any recommendation and other related information and opinions.; however the same shall have no bearing whatsoever on the specific recommendations made by the analyst(s), as the recommendations made by the analyst(s) are completely independent of the views of the associates of MOFSL even though there might exist an inherent conflict of interest in some of the stocks mentioned in the research report.

Above disclosures include beneficial holdings lying in demat account of MOFSL which are opened for proprietary investments only. While calculating beneficial holdings, It does not consider demat accounts which are opened in name of MOFSL for other purposes (i.e holding client securities, collaterals, error trades etc.). MOFSL also earns DP income from clients which are not considered in above disclosures.

To enhance transparency, MOFSL has incorporated a Disclosure of Interest Statement in this document. This should, however, not be treated as endorsement of the views expressed in the report. MOFSL and / or its affiliates do and seek to do business including investment banking with companies covered in its research reports. As a result, the recipients of this report should be aware that MOFSL may have a potential conflict of interest that may affect the objectivity of this report.

Terms & Conditions:

This report has been prepared by MOFSL and is meant for sole use by the recipient and not for circulation. The report and information contained herein is strictly confidential and may not be altered in any way, transmitted to, copied or distributed, in part or in whole, to any other person or to the media or reproduced in any form, without prior written consent of MOFSL. The report is based on the facts, figures and information that are considered true, correct, reliable and accurate. The intent of this report is not recommendatory in nature. The information is obtained from publicly available media or other sources believed to be reliable. Such information has not been independently verified and no guaranty, representation of warranty, express or implied, is made as to its accuracy, completeness or correctness. All such information and opinions are subject to change without notice. The report is prepared solely for informational purpose and does not constitute an offer document or solicitation of offer to buy or sell or subscribe for securities or other financial instruments for the clients. Though disseminated to all the customers simultaneously, not all customers may receive this report at the same time. MOFSL will not treat recipients as customers by virtue of their receiving this report.

Analyst Certification

The views expressed in this research report accurately reflect the personal views of the analyst(s) about the subject securities or issues, and no part of the compensation of the research analyst(s) was, is, or will be directly or indirectly related to the specific recommendations and views expressed by research analyst(s) in this report.

Disclosure of Interest Statement

Analyst ownership of the stock No

A graph of daily closing prices of securities is available at www.nseindia.com, www.bseindia.com. Research Analyst views on Subject Company may vary based on Fundamental research and Technical Research. Proprietary trading desk of MOFSL or its associates maintains arm's length distance with Research Team as all the activities are segregated from MOFSL research activity and therefore it can have an independent view with regards to subject company for which Research Team have expressed their views.

Regional Disclosures (outside India)

This report is not directed or intended for distribution to or use by any person or entity resident in a state, country or any jurisdiction, where such distribution, publication, availability or use would be contrary to law, regulation or which would subject MOFSL & its group companies to registration or licensing requirements within such jurisdictions.

For Hong Kong:

This report is distributed in Hong Kong by Motilal Oswal capital Markets (Hong Kong) Private Limited, a licensed corporation (CE AYY-301) licensed and regulated by the Hong Kong Securities and Futures Commission (SFC) pursuant to the Securities and Futures Ordinance (Chapter 571 of the Laws of Hong Kong) "SFO". As per SEBI (Research Analyst Regulations) 2014 Motilal Oswal Financial Services Limited (SEBI Reg No. INH000000412) has an agreement with Motilal Oswal capital Markets (Hong Kong) Private Limited for distribution of research report in Hong Kong. This report is intended for distribution only to "Professional Investors" as defined in Part I of Schedule 1 to SFO. Any investment or investment activity to which this document relates is only available to professional investor and will be engaged only with professional investors." Nothing here is an offer or solicitation of these securities, products and services in any jurisdiction where their offer or sale is not qualified or exempt from registration. The Indian Analyst(s) who compile this report is/are not located in Hong Kong & are not conducting Research Analysis in Hong Kong.

For U.S.

MOTILAL Oswal Financial Services Limited (MOFSL) is not a registered broker - dealer under the U.S. Securities Exchange Act of 1934, as amended (the "1934 act") and under applicable state laws in the United States. In addition MOFSL is not a registered investment adviser under the U.S. Investment Advisers Act of 1940, as amended (the "Advisers Act" and together with the 1934 Act, the "Acts), and under applicable state laws in the United States. Accordingly, in the absence of specific exemption under the Acts, any brokerage and investment services provided by MOFSL, including the products and services described herein are not available to or intended for U.S. persons. This report is intended for distribution only to "Major Institutional Investors" as defined by Rule 15a-6(b)(4) of the Exchange Act and interpretations thereof by SEC (henceforth referred to as "major institutional investors"). This document must not be acted on or relied on by persons who are not major institutional investors. Any investment or investment activity to which this document relates is only available to major institutional investors and will be engaged in only with major institutional investors. In reliance on the exemption from registration provided by Rule 15a-6 of the U.S. Securities Exchange Act of 1934, as amended (the "Exchange Act") and interpretations thereof by the U.S. Securities and Exchange Commission ("SEC") in order to conduct business with Institutional Investors based in the U.S., MOFSL has entered into a chaperoning agreement with a U.S. registered broker-dealer, Motilal Oswal Securities International Private Limited. ("MOSIPL"). Any business interaction pursuant to this report will have to be executed within the provisions of this chaperoning agreement.

The Research Analysts contributing to the report may not be registered /qualified as research analyst with FINRA. Such research analyst may not be associated persons of the U.S. registered broker-dealer, MOSIPL, and therefore, may not be subject to NASD rule 2711 and NYSE Rule 472 restrictions on communication with a subject company, public appearances and trading securities held by a research analyst account.

For Singapore

In Singapore, this report is being distributed by Motilal Oswal Capital Markets (Singapore) Pte. Ltd. ("MOCMSPL") (UEN 201129401Z), which is a holder of a capital markets services license and an exempt financial adviser in Singapore. This report is distributed solely to persons who (a) qualify as "institutional investors" as defined in section 4A(1)(c) of the Securities and Futures Act of Singapore ("SFA") or (b) are considered "accredited investors" as defined in section 2(1) of the Financial Advisers Regulations of Singapore read with section 4A(1)(a) of the SFA. Accordingly, if a recipient is neither an "institutional investor" nor an "accredited investor", they must immediately discontinue any use of this Report and inform MOCMSPL .

In respect of any matter arising from or in connection with the research you could contact the following representatives of MOCMSPL. In case of grievances for any of the services rendered by MOCMSPL write to grievances@motilaloswal.com.

Nainesh Rajani

Email: nainesh.rajani@motilaloswal.com

Contact: (+65) 8328 0276

Disclaimer:

This report is intended for distribution to Retail Investors.

The report and information contained herein is strictly confidential and meant solely for the selected recipient and may not be altered in any way, transmitted to, copied or distributed, in part or in whole, to any other person or to the media or reproduced in any form, without prior written consent. This report and information herein is solely for informational purpose and may not be used or considered as an offer document or solicitation of offer to buy or sell or subscribe for securities or other financial instruments. Nothing in this report constitutes investment, legal, accounting and tax advice or a representation that any investment or strategy is suitable or appropriate to your specific circumstances. The securities discussed and opinions expressed in this report may not be suitable for all investors, who must make their own investment decisions, based on their own investment objectives, financial positions and needs of specific recipient. This may not be taken in substitution for the exercise of independent judgment by any recipient. Each recipient of this document should make such investigations as it deems necessary to arrive at an independent evaluation of an investment in the securities of companies referred to in this document (including the merits and risks involved), and should consult its own advisors to determine the merits and risks of such an investment. The investment discussed or views expressed may not be suitable for all investors. Certain transactions-including those involving futures, options, another derivative products as well as non-investment grade securities - involve substantial risk and are not suitable for all investors. No representation or warranty, express or implied, is made as to the accuracy, completeness or fairness of the information and opinions contained in this document. The Disclosures of Interest Statement incorporated in this document is provided solely to enhance the transparency and should not be treated as endorsement of the views expressed in the report. This information is subject to change without any prior notice. The Company reserves the right to make modifications and alternations to this statement as may be required from time to time without any prior approval. MOFSL, its associates, their directors and the employees may from time to time, effect or have effected an own account transaction in, or deal as principal or agent in or for the securities mentioned in this document. They may perform or seek to perform investment banking or other services for, or solicit investment banking or other business from, any company referred to in this report. Each of these entities functions as a separate, distinct and independent of each other. The recipient should take this into account before interpreting the document. This report has been prepared on the basis of information that is already available in publicly accessible media or developed through analysis of MOFSL. The views expressed are those of the analyst, and the Company may or may not subscribe to all the views expressed therein. This document is being supplied to you solely for your information and may not be reproduced, redistributed or passed on, directly or indirectly, to any other person or published, copied, in whole or in part, for any purpose. This report is not directed or intended for distribution to, or use by, any person or entity who is a citizen or resident of or located in any locality, state, country or other jurisdiction, where such distribution, publication, availability or use would be contrary to law, regulation or which would subject MOFSL to any registration or licensing requirement within such jurisdiction. The securities described herein may or may not be eligible for sale in all jurisdictions or to certain category of investors. Persons in whose possession this document may come are required to inform themselves of and to observe such restriction. Neither the Firm, not its directors, employees, agents or representatives shall be liable for any damages whether direct or indirect, incidental, special or consequential including lost revenue or lost profits that may arise from or in connection with the use of the information. The person accessing this information specifically agrees to exempt MOFSL or any of its affiliates or employees from, any and all responsibility/liability arising from such misuse and agrees not to hold MOFSL or any of its affiliates or employees responsible for any such misuse and further agrees to hold MOFSL or any of its affiliates or employees free and harmless from all losses, costs, damages, expenses that may be suffered by the person accessing this information due to any errors and delays.

This report is meant for the clients of Motilal Oswal only.

Investment in securities market are subject to market risks. Read all the related documents carefully before investing.

Registration granted by SEBI, enlistment as RA with Exchange and certification from NISM in no way guarantee performance of the intermediary or provide any assurance of returns to investors

Registered Office Address: Motilal Oswal Tower, Rahimtullah Sayani Road, Opposite Parel ST Depot, Prabhadevi, Mumbai-400025; Tel No.: 022 - 71934200 / 71934263; www.motilaloswal.com. Correspondence Address: Palm Spring Centre, 2nd Floor, Palm Court Complex, New Link Road, Malad (West), Mumbai- 400 064. Tel No: 022 71881000. Details of Compliance Officer: Neeraj Agarwal, Email Id: na@motilaloswal.com, Contact No.:022-40548085.

Grievance Redressal Cell:

Contact Person	Contact No.	Email ID
Ms. Hemangi Date	022 40548000 / 022 67490600	query@motilaloswal.com
Ms. Kumud Upadhyay	022 40548082	servicehead@motilaloswal.com
Mr. Ajay Menon	022 40548083	am@motilaloswal.com
Mr. Neeraj Agarwal	022 40548085	na@motilaloswal.com
Mr. Siddhartha Khemka	022 50362452	po.research@motilaloswal.com

Registration details: Motilal Oswal Financial Services Ltd. (MOFSL): INZ000158836 (BSE/NSE/MCX/NCDEX); CDSL and NSDL: IN-DP-16-2015; Research Analyst: INH000000412, BSE enlistment no. 5028, AMFI registered Mutual Fund Distributor and SIF Distributor: ARN .: 146822. IRDA Corporate Agent – CA0579, APMI: APRN00233. Motilal Oswal Financial Services Ltd. is a distributor of Mutual Funds, PMS, Fixed Deposit, Insurance, Bond, NCDs and IPO products.

Customer having any query/feedback/ clarification may write to query@motilaloswal.com. In case of grievances for any of the services rendered by Motilal Oswal Financial Services Limited (MOFSL) write to grievances@motilaloswal.com, for DP to dp grievances@motilaloswal.com.

Investment in securities market are subject to market risks, read all the related documents carefully before investing.