



Daily *Derivatives*

28 April, 2026

DERIVATIVES

Key Indices

Index	Close	Changes (%)
NIFTY	24092.70	0.81
SENSEX	77303.63	0.83
BANKNIFTY	56264.30	0.31
INDIA VIX	18.37	-6.77

Market Outlook

The Nifty index began the week on a positive note, reclaiming its short-term 20-DEMA, supported by strong recovery in heavyweight stocks such as Reliance and HDFC Bank. However, the 24200-24300 zones remain a crucial hurdle, and a sustained move above this range is necessary to re-establish a firm bullish bias. On the derivatives front, notable put writing is observed at the 24000 strike, indicating immediate support, while significant call writing at the 24500 strike suggests a strong resistance zone. This positioning points to a likely range-bound movement on the monthly expiry day, until there is any decisive breakout occurs on either side of this range.



**TRADE IDEA OF THE DAY -
DIVIS LABORATORIES**

BUY 26 MAY 6600 CALL

Entry Range	176-181
Target Range	134
Stop Loss	270

Rationale

- On the daily timeframe DIVISLAB has gradually inching higher, indicating a steady recovery after a consolidation phase. Price action shows higher lows formation, reflecting improving buying interest at lower levels.
- The stock prices are successfully reclaimed and trades above its key moving averages of 50-DEMA and 100-DEMA, which now act as immediate support zones, strengthening the bullish undertone.
- Momentum indicators support the uptrend, with RSI trending upward and currently trade above 60 mark and MACD Histogram also witnessed a positive crossover, suggesting strengthening momentum.
- As long as the prices sustains above the 6400-6350 zone, it may continue its upward trajectory towards 6600 and than 6700 mark. Any dips towards moving averages could be seen as buying opportunities.



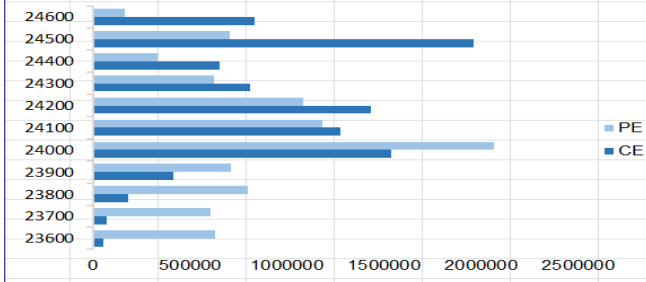
NIFTY

Nifty	24127.00
OI (In Lots)	179906
CHANGE IN OI (%)	-5.13
PRICE CHANGE (%)	0.85

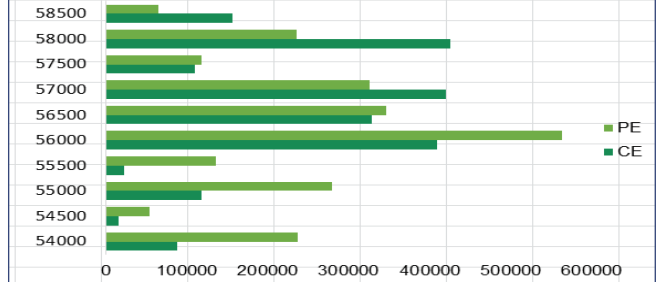
BANKNIFTY

Nifty	56390.00
OI (In Lots)	41883
CHANGE IN OI (%)	1.20
PRICE CHANGE (%)	0.33

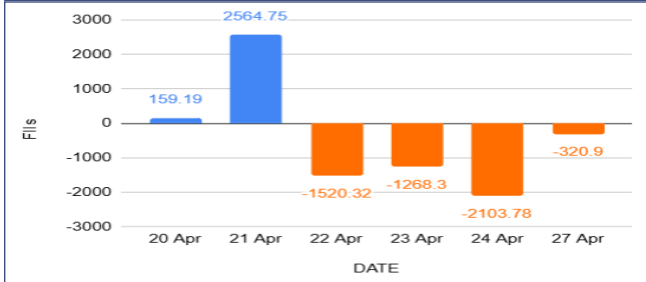
NIFTY OI



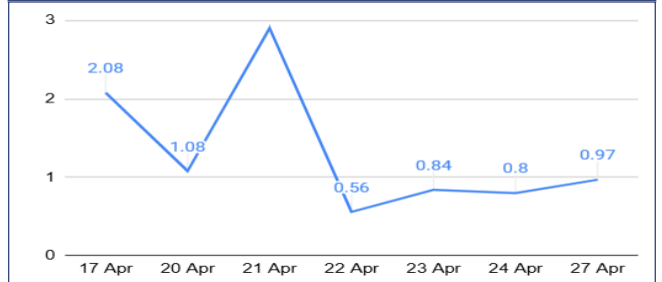
BANKNIFTY OI



FII's Activity Index Futures



FII's Long Short Ratio



Long Buildup

Name	LTP	% Change	OI (Lots)	% OI Change
BHARTIARTL	1818	0.02	50734	28.95
ALKEM	5355	2.03	5965	26.83
GMRAIRPORT	96.09	1.50	11097	25.96
PHOENIXLTD	1806	1.64	5392	25.13

Short Buildup

Name	LTP	% Change	OI (Lots)	% OI Change
ICICIGI	1773.9	-0.03	9766	35.81
GODREJCP	1090	-0.26	15758	31.16
NESTLEIND	1411.9	-0.51	11396	17.53
BRITANNIA	5705	-0.33	9881	16.93

Breakout Stocks (1 Month High)

Name	LTP	% Change	22 DAY HIGH
OFSS	9338	4.83	8967.5
VBL	518.25	5.49	498
SUZLON	56.93	5.21	54.9
INDUSINDBK	900.95	6.24	872.6

Breakdown Stocks (1 Month Low)

Name	LTP	% Change	22 DAY LOW
-	-	-	-
-	-	-	-
-	-	-	-
-	-	-	-

NIFTY 50 - STOCKS KEY LEVELS

SYMBOL	R1*	R2*	LTP*	S1*	S2*
ADANIEN	2344	2366	2321.8	2293	2264
ADANIPTS	1655	1681	1628.5	1598	1567
APOLLOHOSP	7872	7918	7825	7757	7688
ASIANPAINT	2512	2538	2485.2	2467	2449
AXISBANK	1334	1345	1324.2	1307	1290
BAJAJ-AUTO	9712	9763	9662	9614	9567
BAJAJFINSV	1792	1811	1772.2	1759	1745
BAJFINANCE	931	940	921.8	910	899
BEL	445	454	435.6	430	424
BHARTIARTL	1828	1835	1820.1	1813	1806
CIPLA	1326	1334	1317.2	1304	1291
COALINDIA	459	465	452.5	449	445
DRREDDY	1353	1372	1334.5	1312	1290
EICHERMOT	7225	7275	7174	7113	7051
ETERNAL	260	264	255.49	253	251
GRASIM	2809	2839	2778.2	2750	2722
HCLTECH	1240	1251	1228.2	1209	1189
HDFCBANK	794	797	789.8	786	781
HDFCLIFE	604	610	597.3	590	584
HINDALCO	1068	1075	1061.8	1054	1046
HINDUNILVR	2352	2377	2328.3	2315	2301
ICICIBANK	1330	1345	1314.1	1305	1295
INDIGO	4595	4628	4561.2	4517	4474
INFY	1182	1194	1170.3	1157	1143
ITC	305	307	303.85	303	301

*R1 - Resistance 1 | *R2 - Resistance 2 | *LTP – Last Traded Price | *S1 - Support 1 | *S2 - Support 2

NIFTY 50 - STOCKS KEY LEVELS

SYMBOL	R1*	R2*	LTP*	S1*	S2*
JIOFIN	257	259	253.64	249	244
JSWSTEEL	1297	1312	1282.7	1268	1254
KOTAKBANK	380	384	376.8	373	370
LT	4085	4117	4053.6	4026	3998
M&M	3128	3153	3102.4	3064	3025
MARUTI	13314	13405	13222	13087	12951
MAXHEALTH	1017	1024	1009.85	1001	993
NESTLEIND	1433	1450	1417.3	1406	1394
NTPC	416	421	410.2	404	397
ONGC	287	288	285.9	285	283
POWERGRID	325	329	320.9	317	313
RELIANCE	1388	1410	1365.8	1327	1289
SBILIFE	1836	1857	1815.4	1777	1738
SBIN	1117	1121	1111.85	1105	1099
SHRIRAMFIN	1003	1032	974.65	955	935
SUNPHARMA	1793	1852	1733.5	1648	1562
TATACONSUM	1178	1195	1160.5	1149	1138
TATASTEEL	215	217	213.27	211	209
TCS	2472	2497	2447.6	2410	2372
TECHM	1411	1426	1396.1	1371	1345
TITAN	4474	4507	4441.8	4399	4356
TMPV	357	360	354.35	351	347
TRENT	4324	4387	4260.8	4222	4183
ULTRACEMCO	12210	12411	12010	11839	11669
WIPRO	207	209	205.05	201	197

*R1 - Resistance 1 | *R2 - Resistance 2 | *LTP – Last Traded Price | *S1 - Support 1 | *S2 - Support 2

Our Research Team

Name	Email ID
Ajit Mishra	ajit.mishra@religare.com
Abhijeet Banerjee	abhijeet.banerjee@religare.com
Gaurav Sharma	gauravsharma2@religare.com
Ashwani Harit	ashwani.harit@religare.com
Divya Parmar	divya.parmar@religare.com
Rajan Gupta	rajan.gupta1@religare.com
Vivek Chandra	vivek.chandra@religare.com
Himanshu Gupta	himanshu.gupta1@religare.com

Before you use this research report, please ensure to go through the disclosure interalia as required under Securities and Exchange Board of India (Research Analysts) Regulations, 2014 and Research Disclaimer at the following link: www.religareonline.com/disclaimer

Specific analyst(s) specific disclosure(s) inter-alia as required under Securities and Exchange Board of India (Research Analysts) Regulations, 2014 is/are as under:

S.No.	Statement	Answer	
		Tick Appropriate	
		Yes	No
1.	I/we or any of my/our relative has any financial interest in the subject company? (If answer is yes, nature of interest is given below this table)		No
2.	I/we or any of my/our relatives, have actual/beneficial ownership of one per cent. or more securities of the subject company, at the end of the month immediately preceding the date of the research report or date of the public appearance?		No
3.	I/we or any of my/our relative, has any other material conflict of interest at the time of publication of the research report or at the time of the public appearance?		
4.	I/we have received any compensation from the subject company in the past twelve months?		No
5.	I/we have managed or co-managed public offering of securities for the subject company in the past twelve months?		No
6.	I/we have received any compensation for brokerage services from the subject company in the past twelve months?		No
7.	I/we have received any compensation or other benefits from the subject company or third party in connection with the research report?		No
8.	I/we have served as an officer, director or employee of the subject company?		No
9.	I/we have been engaged in market making activity for the subject company?		No

2014 is/are as under:

Statements of ownership and material conflicts of interest, compensation – Research Analyst (RA)

Nature of Interest [If answer to f (a) above conflicts is Yes

.....]

Name(s) with Signature(s) of RA(s).

[Please note that only in case of multiple RAs and if the answers differ inter-se between the RAs, then RA specific answer with respect to

Copyright: This document vests exclusively with RBL. This information should not be reproduced or redistributed or passed on directly or indirectly in any form to any other person or published, copied, in whole or in part, for any purpose, without prior written permission from RBL. We do not guarantee the integrity of any emails or attached files and are not responsible for any changes made to them by any other person.