



Daily *Derivatives*

06 April, 2026

DERIVATIVES

Key Indices

Index	Close	Changes (%)
NIFTY	22713.10	0.15
SENSEX	73319.55	0.25
BANKNIFTY	51548.75	0.19
INDIA VIX	25.52	2.04

Market Outlook

In last week the Nifty index witnessed sharp swings in all three trading sessions. The index ended the week with a marginal loss of around 0.5%, closing near the 22,700 mark with the ongoing geopolitical uncertainty. On the derivatives front, significant call writing remains concentrated at the 23,500 and 24,000 strikes, indicating strong resistance levels. On the downside, fresh put writing at the 22,000 strike suggests a near-term base formation. Overall, the Nifty is expected to remain range-bound, broadly oscillate between 22000 and 23500, until a decisive breakout occurs on either side.



**TRADE IDEA OF THE DAY -
ASIANPAINT CREDIT SPREAD**

**SELL 28 APR 2240 CALL
BUY 28 APR 2340 CALL**

Entry Range	30 - 35
Target Range	5
Stop Loss	50



Rationale

- On the daily chart ASIANPAINT remains in a sustained downtrend, forming lower highs and lower lows, reflecting persistent selling pressure and weak market sentiment across recent sessions.
- On the technical front prices are trading below the short term moving average of 20-DEMA, indicating a lack of bullish strength, while any minor pullbacks are facing resistance near the moving average zone.
- On the weekly timeframe MACD Histogram trading in a negative trajectory with bearish crossover, suggesting broader based weakness continued in the coming sessions.
- 14-Day RSI hovering near 40 mark, indicating subdued momentum, and a decisive break below 2140 may accelerate the decline towards immediate support zone of 2000.

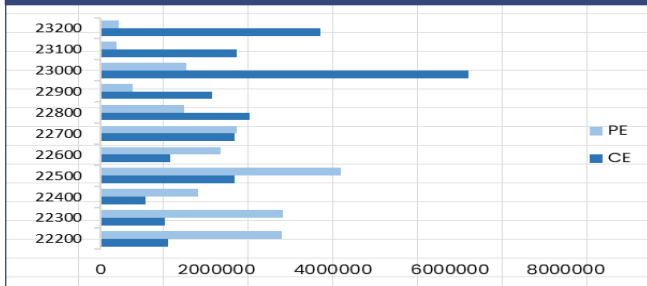
NIFTY

Nifty	22773.00
OI (In Lots)	336395
CHANGE IN OI (%)	5.04
PRICE CHANGE (%)	-0.12

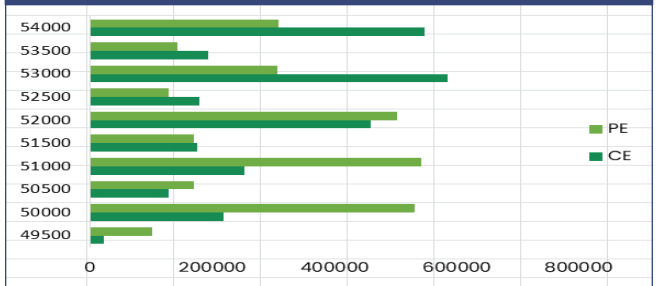
BANKNIFTY

Nifty	51910.20
OI (In Lots)	82831
CHANGE IN OI (%)	3.84
PRICE CHANGE (%)	0.24

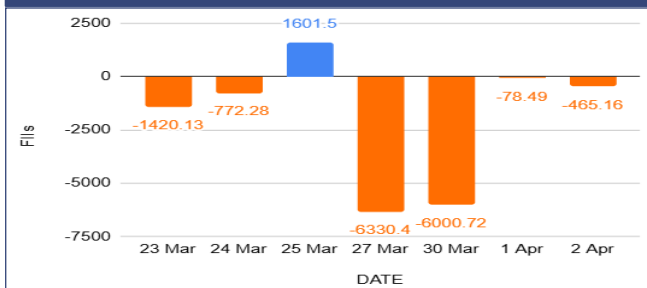
NIFTY OI



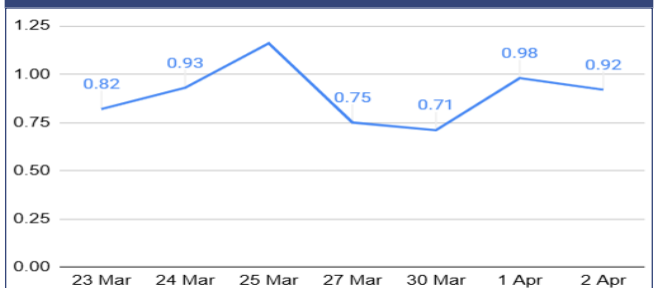
BANKNIFTY OI



FII's Activity Index Futures



FII's Long Short Ratio



Long Buildup

Name	LTP	% Change	OI (Lots)	% OI Change
MOTILALOFS	685.9	0.32	735	20.49
PRESTIGE	1162.9	0.94	15767	10.82
PAGEIND	34170	4.15	22693	10.14
CAMS	657.95	0.71	7433	9.31

Short Buildup

Name	LTP	% Change	OI (Lots)	% OI Change
DIXON	9805	-3.15	58938	14.99
PGEL	443.95	-5.01	17761	14.34
DRREDDY	1207.5	-0.49	20247	13.53
AMBER	6206.5	-4.43	10971	12.06

Breakout Stocks (1 Month High)

Name	LTP	% Change	22 DAY HIGH
PERSISTENT	5135.7	3.8	5047.9
PAGEIND	34105	3.95	33550
DMART	4343.6	1.51	4314
TECHM	1440.6	2.41	1433.5

Breakdown Stocks (1 Month Low)

Name	LTP	% Change	22 DAY LOW
PGEL	440.35	-5.78	462.95
TORNTPHARM	4009.1	-2.97	4103.1
ASTRAL	1511.5	-3.95	1543.9
SUNPHARMA	1701.3	-1.99	1723

NIFTY 50 - STOCKS KEY LEVELS

SYMBOL	R1*	R2*	LTP*	S1*	S2*
ADANIANT	1861	1889	1834.2	1789	1743
ADANIPTS	1397	1416	1377.6	1345	1313
APOLLOHOSP	7407	7496	7317.5	7189	7061
ASIANPAINT	2189	2208	2169	2146	2123
AXISBANK	1217	1236	1197.9	1165	1132
BAJAJ-AUTO	8855	8951	8758.5	8643	8528
BAJAJFINSV	1659	1678	1640.7	1610	1579
BAJFINANCE	840	854	826.85	803	779
BEL	428	434	421.6	412	401
BHARTIARTL	1810	1831	1789.7	1758	1726
CIPLA	1204	1216	1192.4	1173	1154
COALINDIA	455	461	449.35	442	435
DRREDDY	1237	1258	1217.3	1182	1147
EICHERMOT	6749	6848	6649.5	6568	6486
ETERNAL	235	238	231.72	226	221
GRASIM	2588	2612	2564.1	2527	2490
HCLTECH	1430	1457	1402.2	1358	1314
HDFCBANK	762	773	750.9	733	716
HDFCLIFE	572	577	566.1	558	550
HINDALCO	930	943	916.25	894	871
HINDUNILVR	2083	2100	2065.3	2035	2005
ICICIBANK	1229	1243	1215.8	1195	1174
INDIGO	4280	4366	4193.5	4039	3884
INFY	1318	1334	1300.8	1272	1243
ITC	295	297	292.85	290	286

*R1 - Resistance 1 | *R2 - Resistance 2 | *LTP – Last Traded Price | *S1 - Support 1 | *S2 - Support 2

NIFTY 50 - STOCKS KEY LEVELS

SYMBOL	R1*	R2*	LTP*	S1*	S2*
JIOFIN	232	234	229.48	225	221
JSWSTEEL	1156	1171	1141.3	1117	1092
KOTAKBANK	363	369	358	349	340
LT	3671	3730	3613.1	3512	3412
M&M	3051	3090	3011.7	2950	2889
MARUTI	12790	12948	12631	12356	12080
MAXHEALTH	959	973	944.6	930	915
NESTLEIND	1208	1224	1191.3	1167	1143
NTPC	363	367	359.65	354	348
ONGC	290	292	287.2	284	281
POWERGRID	293	297	289.95	285	280
RELIANCE	1363	1376	1350.5	1333	1315
SBILIFE	1793	1811	1774	1742	1710
SBIN	1037	1056	1018.4	989	959
SHRIRAMFIN	903	915	891.6	872	852
SUNPHARMA	1722	1751	1693.6	1642	1591
TATACONSUM	1056	1071	1042	1017	993
TATASTEEL	197	199	194.14	190	185
TCS	2489	2526	2450.7	2394	2338
TECHM	1465	1488	1441.5	1401	1361
TITAN	4156	4215	4097.2	3992	3886
TMPV	307	310	303.3	297	292
TRENT	3612	3673	3550.6	3445	3339
ULTRACEMCO	10734	10847	10620	10436	10251
WIPRO	197	200	194.91	191	186

*R1 - Resistance 1 | *R2 - Resistance 2 | *LTP – Last Traded Price | *S1 - Support 1 | *S2 - Support 2

Our Research Team

Name	Email ID
Ajit Mishra	ajit.mishra@religare.com
Abhijeet Banerjee	abhijeet.banerjee@religare.com
Gaurav Sharma	gauravsharma2@religare.com
Ashwani Harit	ashwani.harit@religare.com
Divya Parmar	divya.parmar@religare.com
Rajan Gupta	rajan.gupta1@religare.com
Vivek Chandra	vivek.chandra@religare.com
Himanshu Gupta	himanshu.gupta1@religare.com

Before you use this research report, please ensure to go through the disclosure interalia as required under Securities and Exchange Board of India (Research Analysts) Regulations, 2014 and Research Disclaimer at the following link: www.religareonline.com/disclaimer

Specific analyst(s) specific disclosure(s) inter-alia as required under Securities and Exchange Board of India (Research Analysts) Regulations, 2014 is/are as under:

S.No.	Statement	Answer	
		Tick Appropriate	
		Yes	No
1.	I/we or any of my/our relative has any financial interest in the subject company? (If answer is yes, nature of interest is given below this table)		No
2.	I/we or any of my/our relatives, have actual/beneficial ownership of one per cent. or more securities of the subject company, at the end of the month immediately preceding the date of the research report or date of the public appearance?		No
3.	I/we or any of my/our relative, has any other material conflict of interest at the time of publication of the research report or at the time of the public appearance?		
4.	I/we have received any compensation from the subject company in the past twelve months?		No
5.	I/we have managed or co-managed public offering of securities for the subject company in the past twelve months?		No
6.	I/we have received any compensation for brokerage services from the subject company in the past twelve months?		No
7.	I/we have received any compensation or other benefits from the subject company or third party in connection with the research report?		No
8.	I/we have served as an officer, director or employee of the subject company?		No
9.	I/we have been engaged in market making activity for the subject company?		No

2014 is/are as under:

Statements of ownership and material conflicts of interest, compensation – Research Analyst (RA)

Nature of Interest [If answer to f (a) above conflicts is Yes

.....]

Name(s) with Signature(s) of RA(s).

[Please note that only in case of multiple RAs and if the answers differ inter-se between the RAs, then RA specific answer with respect to

Copyright: This document vests exclusively with RBL. This information should not be reproduced or redistributed or passed on directly or indirectly in any form to any other person or published, copied, in whole or in part, for any purpose, without prior written permission from RBL. We do not guarantee the integrity of any emails or attached files and are not responsible for any changes made to them by any other person.