

Market Outlook

Nifty 50 closed at 22497.90, after marking day low near 22315 level. The India VIX ended at 14.07. The Advance-Drop Ratio is 1.38, indicating a positive trend. Derivatives data suggests Sideways to Negative sentiments in the market for current expiry, with increasing open interest on the call side for ATM options. 22000 PE and 23000 CE has the highest OI for March Monthly Expiry.

Key Indices Update

INDEX	CLOSE	CHANGE (%)
NIFTY	22497.90	0.17
SENSEX	74102.32	-0.02
BANKNIFTY	47853.95	-0.75
SMALLCAP	15075.90	-0.80

FII STATISTICS

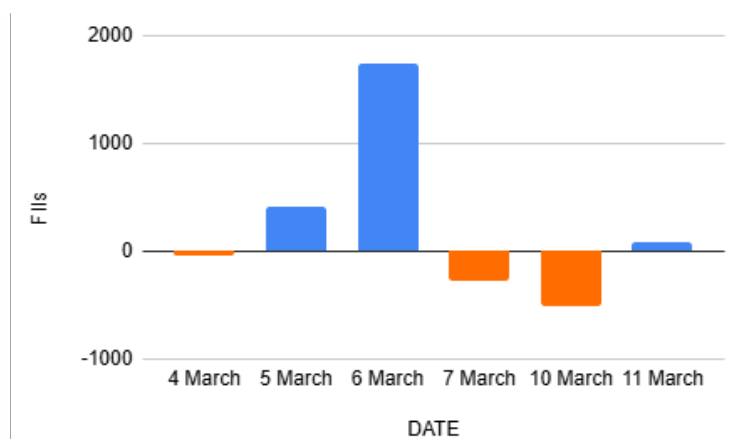
FII F&O Data

Sector	Buy/Sell	Change in OI
Index Futures	80.17	0.29%
Index Options	20229.45	12.94%
Stock Futures	621.58	0.72%
Stock Options	-439.22	7.91%

FII & DII Cash Segment (Rs. In Crore)

Category	Amount	MTD	YTD
FII	-2823.76	-17260.00	-158350
DII	2001.79	23217	163553

FII Activity in Index Future



Amt in Crores

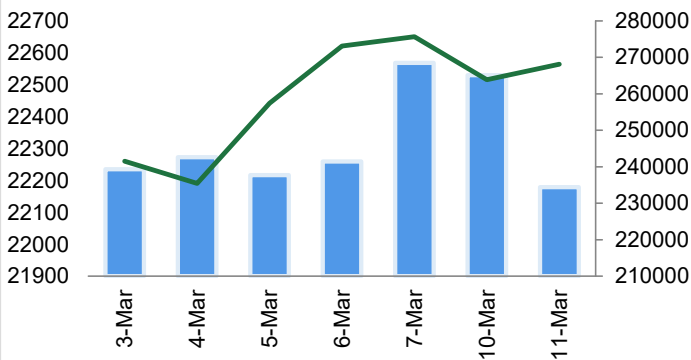
TOP 10 HIGH DELIVERY STOCKS

SYMBOL	DELIVERABLE QTY	CHG IN DLY RATIO VS PREV DAY	% CHG IN TRD QTY OVER PREV DAY
INFY	9549899	5.13	67.63
ITC	7173525	-5.29	13.43
HDFCBANK	7071075	-2.82	27.52
RELIANCE	6603639	1.25	-15.43
ICICIBANK	6476305	-8.49	48.41
POWERGRID	4701237	-0.17	-69.39
BHARTIARTL	4342066	11.27	60.87
SHRIRAMFIN	3828149	1.04	37.27
AXISBANK	3088531	-6.59	-20.42
KOTAKBANK	2328654	-3.38	43.91

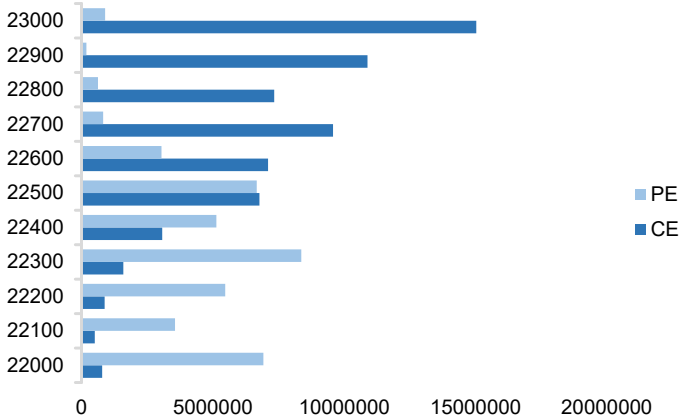
NIFTY

Nifty	22564.30
OI (In contracts)	234401
CHANGE IN OI (%)	-0.55
PRICE CHANGE (%)	0.22
IMPLICATION	SHORT COVERING

NIFTY (CLOSE VS OI)



NIFTY OPTION CHAIN



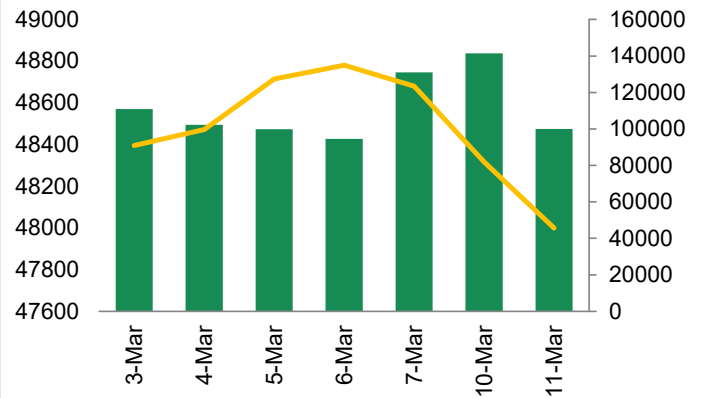
Long Build Up

Symbol	Price	Price %	OI	OI %
MFSL	1089.95	4.6	5866400	22.5
PHOENIXLTD	1657.25	6.8	1542800	18.9
PAYTM	715.45	7.3	22960600	7.4
ADANIENSOL	764.2	0.5	9848750	5.2
PRESTIGE	1131.05	0.6	5115500	4.8

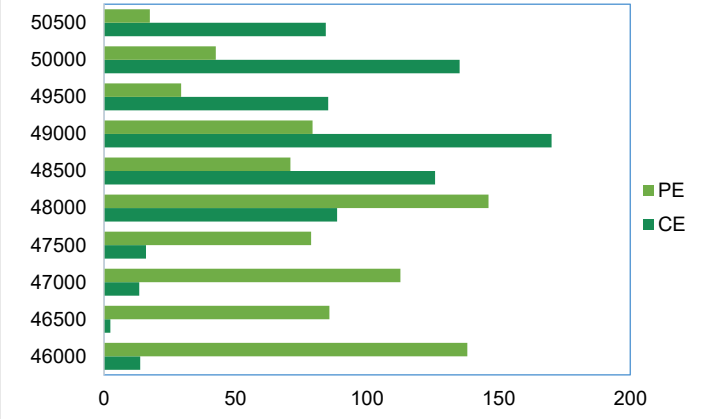
BANKNIFTY

Banknifty	47999.50
OI (In lakhs)	99999
CHANGE IN OI (%)	5.24
PRICE CHANGE (%)	-0.65
IMPLICATION	SHORT BUILDUP

BANKNIFTY (CLOSE VS OI)



BANKNIFTY OPTION CHAIN



Short Build Up

Symbol	Price	Price %	OI	OI %
INDUSINDBK	657.1	-27.1	57750500	27.4
IIFL	313.15	-0.6	7092800	10.6
ASHOKLEY	199.98	-3.2	51697500	10.0
ESCORTS	2902.3	-1.4	1384800	7.8
TATATECH	646.1	-0.9	2973600	7.1

Top 10 High PCR Ratio Stocks

SCRIP	PUT	CALL	P/C RATIO
NESTLEIND	1888600	1355400	1.39
ICICIBANK	23405200	18158000	1.29
ADANIENT	7188600	5946000	1.21
BRITANNIA	754900	624600	1.21
GLENMARK	1731275	1434875	1.21
VBL	10402875	8672125	1.2
CGPOWER	3766375	3162450	1.19
INDIANB	1750850	1502900	1.16
APLAPOLLO	966700	851900	1.13
BHARTIARTL	10191125	9048275	1.13

Top 10 Low PCR Ratio Stocks

SCRIP	PUT	CALL	P/C RATIO
PHOENIXLTD	167650	483350	0.35
ONGC	22765050	59959900	0.38
CDSL	3034150	7747250	0.39
INDUSINDBK	30345000	78089000	0.39
BSE	4271625	9978000	0.43
IREDA	5272200	11594200	0.45
ATGL	1135375	2453650	0.46
PAGEIND	27240	58935	0.46
YESBANK	62504000	136214000	0.46
IDEA	423080000	840560000	0.5

NIFTY 50 SUPPORT-RESISTANCE LEVELS

SYMBOL	R1	R2	PP	S1	S2
ADANIENT	2275	2320	2251	2207	2182
ADANIPTS	1163	1182	1151	1132	1120
APOLLOHOSP	6207	6252	6180	6136	6108
ASIANPAINT	2300	2318	2282	2264	2246
AXISBANK	1048	1058	1042	1032	1026
BAJAJ-AUTO	7544	7700	7451	7296	7203
BAJAJFINSV	1876	1908	1858	1827	1809
BAJFINANCE	8554	8738	8456	8272	8174
BEL	279	286	275	267	263
BHARTIARTL	1650	1668	1640	1621	1611
BPCL	263	270	260	253	249
BRITANNIA	4802	4859	4765	4708	4670
CIPLA	1483	1503	1464	1445	1426
COALINDIA	384	392	380	372	368
DRREDDY	1134	1145	1126	1115	1108
EICHERMOT	5087	5175	5039	4951	4903
GRASIM	2417	2446	2401	2372	2356
HCLTECH	1570	1585	1560	1545	1535
HDFCBANK	1699	1708	1693	1683	1677
HDFCLIFE	632	638	628	622	618
HEROMO-TOCO	3648	3702	3618	3564	3535
HINDALCO	703	717	696	682	675
HINDUNILVR	2283	2311	2241	2214	2172
ICICIBANK	1225	1234	1219	1211	1204
INDUSINDBK	915	929	902	889	876

SYMBOL	R1	R2	PP	S1	S2
INFY	1723	1742	1701	1682	1660
ITC	409	412	406	403	400
JSWSTEEL	1028	1043	1020	1006	997
KOTAKBANK	1938	1951	1930	1917	1909
LT	3237	3288	3208	3156	3127
M&M	2737	2770	2704	2671	2639
MARUTI	11702	11802	11632	11532	11462
NESTLEIND	2285	2313	2255	2227	2198
NTPC	334	339	331	326	323
ONGC	232	240	228	220	215
POWERGRID	276	281	270	265	258
RELIANCE	1254	1269	1245	1231	1222
SBILIFE	1431	1442	1420	1409	1398
SBIN	736	743	732	725	721
SHRIRAMFIN	638	650	632	621	614
SUNPHARMA	1646	1680	1628	1594	1575
TATACONSUM	970	979	963	954	948
TATAMOTORS	656	662	650	643	638
TATASTEEL	153	156	152	150	148
TCS	3619	3640	3606	3585	3572
TECHM	1499	1510	1492	1481	1473
TITAN	3087	3137	3059	3009	2980
TRENT	4947	5083	4874	4738	4665
ULTRACEMCO	10637	10748	10564	10454	10381
WIPRO	283	287	281	277	274

Disclaimer

Before you use this research report, please ensure to go through the disclosure inter-alia as required under Securities and Exchange Board of India (Research Analysts) Regulations, 2014 and Research Disclaimer at the following link: <https://www.religareonline.com/disclaimer>

Specific analyst(s) specific disclosure(s) inter-alia as required under Securities and Exchange Board of India (Research Analysts) Regulations, 2014 is/are as under:

Statements on ownership and material conflicts of interest, compensation– Research Analyst (RA) [Please note that only in case of multiple RAs, if in the event answers differ inter-se between the RAs, then RA specific answer with respect to questions under F(a) to F(j) below, are given separately]:

S. No.	Statement	Answer	
		Yes	No
	I/we or any of my/our relative has any financial interest in the subject company? [if answer is yes, nature of Interest is given below this table]		No
	I/we or any of my/our relatives, have actual/beneficial ownership of one percent. or more securities of the subject company, at the end of the month immediately preceding the date of publication of the research report or date of the public appearance?		No
	I/we or any of my/our relative, has any other material conflict of interest at the time of publication of the research report or at the time of public appearance?		No
	I/we have received any compensation from the subject company in the past twelve months?		No
	I/we have managed or co-managed public offering of securities for the subject company in the past twelve months?		No
	I/we have received any compensation for brokerage services from the subject company in the past twelve months?		No
	I/we have received any compensation for products or services other than brokerage services from the subject company in the past twelve months?		No
	I/we have received any compensation or other benefits from the subject company or third party in connection with the research report?		No
	I/we have served as an officer, director or employee of the subject company?		No
	I/we have been engaged in market making activity for the subject company?		No

Nature of Interest if answer to F(a) above is Yes:

..... Name(s) with Signature(s) of RA(s).

[Please note that only in case of multiple RAs and if the answers differ inter-se between the RAs, then RA specific answer with respect to questions under F(a) to F(j) above, are given below]

SS. No.	Name(s) of RA.	Signatures of RA	Serial Question of question which the signing RA needs to make a separate declaration / answer	Yes	No

Copyright in this document vests exclusively with RBL. This information should not be reproduced or redistributed or passed on directly or indirectly in any form to any other person or published, copied, in whole or in part, for any purpose, without prior written permission from RBL. We do not guarantee the integrity of any emails or attached files and are not responsible for any changes made to them by any other person.

No representations are being made about the performance or activities unless accompanied by data regarding performance, disclosures of all the risk factors, etc. and disclaimer that "Such representations are not indicative of future results

Name	Email ID	Designation
Vishvajeet Singh	vishvajeet.singh1@religare.com	Research Analyst