



Daily *Derivatives*

15 April, 2026

DERIVATIVES

Key Indices

Index	Close	Changes (%)
NIFTY	23842.65	-0.86
SENSEX	76847.57	-0.91
BANKNIFTY	55605.05	-0.55
INDIA VIX	20.50	8.75

Market Outlook

The Nifty index starts the session with the significant gap-down, amid the ongoing geopolitical uncertainty. However, buying interest emerged near the 23,500-23,600 zones, leading to a recovery from intraday lows. Despite this rebound, the index settled with a loss of 0.86% at 23,842, indicating cautious stance. On the derivatives front, fresh put writing was observed at the 23,500 strike, indicating an immediate support base at lower levels. On the upside, significant call OI has placed at the 24,000 and 24,500 strikes, suggesting an immediate and strong hurdle of the near term. Overall, the market outlooks remains sideways, where buy on dip approach remain prudent, as long as the index sustains above the immediate support zone.



**TRADE IDEA OF THE DAY -
TATAPOWER CALL SPREAD**

**BUY 28 APR 400 CALL
SELL 28 APR 420 CALL**

Entry Range	7 - 9
Target Range	16
Stop Loss	3



Rationale

- On the daily chart TATAPOWER has witnessed a strong rebound from lower levels around 390–380, forming a higher low structure, indicating a potential bullish reversal and improving market sentiment.
- Prices are traded above both the 20-DEMA and 50-DEMA, suggesting a positive trend shift, while sustained trading above the 400 mark reinforces strength in the ongoing uptrend.
- Momentum indicators support the bias, with RSI holding above 60 and MACD showing a positive crossover, reflecting increasing buying interest and momentum buildup.
- For the near term, “buy on dip” approach remained intact near the 398-400 zone, with upside potential towards the 420 and than 430 levels with maintaining a strict stop loss below 380 to manage downside risk.

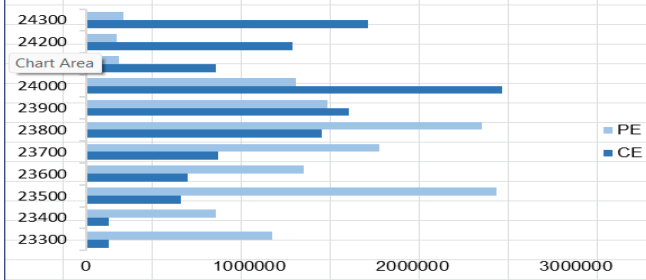
NIFTY

Nifty	23850.00
OI (In Lots)	294362
CHANGE IN OI (%)	3.00
PRICE CHANGE (%)	-1.04

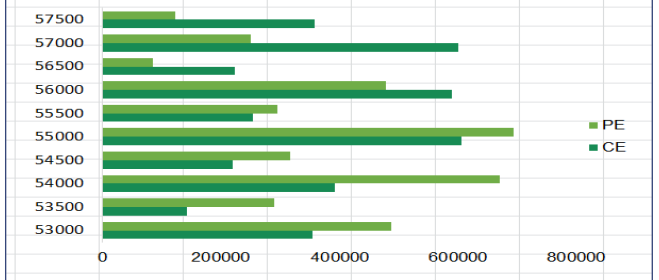
BANKNIFTY

Nifty	55748.00
OI (In Lots)	69054
CHANGE IN OI (%)	-0.63
PRICE CHANGE (%)	-0.59

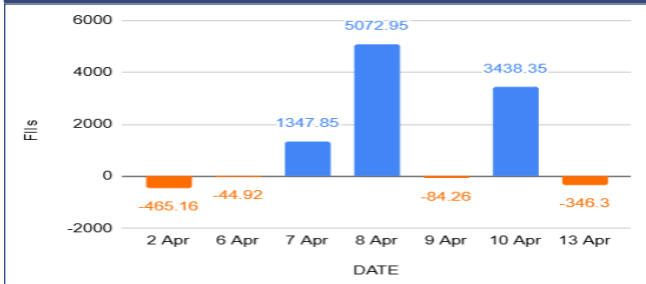
NIFTY OI



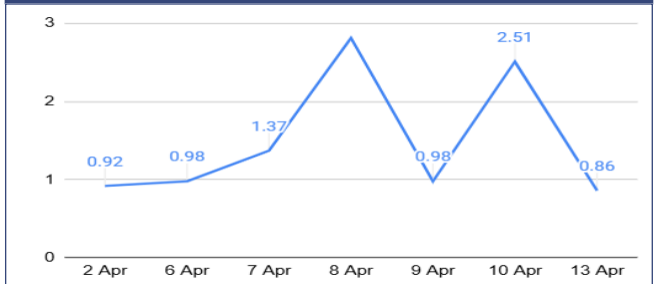
BANKNIFTY OI



FII's Activity Index Futures



FII's Long Short Ratio



Long Buildup

Name	LTP	% Change	OI (Lots)	% OI Change
ADANIPOWER	182.2	3.17	18011	15.62
WAAREEENER	3343.4	1.45	26124	12.20
BHEL	287	0.65	40326	11.17
ICICIBANK	1345.8	1.62	146862	9.05

Short Buildup

Name	LTP	% Change	OI (Lots)	% OI Change
IDEA	9.24	-0.43	60090	112.95
HYUNDAI	1728.9	-2.97	21065	17.13
APLAPOLLO	1988	-3.91	15064	13.48
GODFRYPHLP	2039.6	-3.39	1740	12.62

Breakout Stocks (1 Month High)

Name	LTP	% Change	22 DAY HIGH
MCX	2770.8	3.32	2712.5
ICICIBANK	1351.3	2.04	1327.5
SONACOMS	569.6	2.32	562
ADANIENT	2137.1	1.98	2109.4

Breakdown Stocks (1 Month Low)

Name	LTP	% Change	22 DAY LOW
-	-	-	-
-	-	-	-
-	-	-	-
-	-	-	-

NIFTY 50 - STOCKS KEY LEVELS

SYMBOL	R1*	R2*	LTP*	S1*	S2*
ADANIANT	2192	2255	2129	2033	1937
ADANIPTS	1488	1512	1465.3	1432	1398
APOLLOHOSP	7587	7658	7516.5	7425	7333
ASIANPAINT	2389	2426	2352.4	2289	2225
AXISBANK	1375	1397	1353.6	1324	1294
BAJAJ-AUTO	9878	9940	9816	9727	9638
BAJAJFINSV	1804	1820	1788.3	1760	1732
BAJFINANCE	910	920	898.95	885	871
BEL	447	452	441.55	435	429
BHARTIARTL	1897	1923	1870.9	1841	1812
CIPLA	1221	1231	1211.1	1202	1193
COALINDIA	439	443	435.1	431	427
DRREDDY	1249	1261	1235.9	1214	1191
EICHERMOT	7201	7353	7050	6968	6886
ETERNAL	241	246	236.22	233	230
GRASIM	2740	2768	2713	2684	2656
HCLTECH	1446	1462	1429.4	1415	1401
HDFCBANK	800	805	794.7	789	782
HDFCLIFE	631	642	619.1	600	580
HINDALCO	989	1000	978.25	966	954
HINDUNILVR	2141	2154	2127.2	2114	2100
ICICIBANK	1373	1395	1351.1	1313	1275
INDIGO	4483	4539	4427.2	4348	4269
INFY	1289	1300	1276.8	1265	1254
ITC	301	303	298.65	297	296

*R1 - Resistance 1 | *R2 - Resistance 2 | *LTP – Last Traded Price | *S1 - Support 1 | *S2 - Support 2

NIFTY 50 - STOCKS KEY LEVELS

SYMBOL	R1*	R2*	LTP*	S1*	S2*
JIOFIN	239	240	237.68	236	234
JSWSTEEL	1215	1226	1204.2	1191	1178
KOTAKBANK	375	378	371.9	367	363
LT	4012	4070	3954.3	3856	3758
M&M	3252	3284	3220.2	3186	3151
MARUTI	13342	13608	13076	12888	12700
MAXHEALTH	968	985	951.7	934	917
NESTLEIND	1241	1256	1226.1	1217	1207
NTPC	391	397	386.25	378	369
ONGC	292	296	287.55	282	277
POWERGRID	303	305	300.35	298	295
RELIANCE	1325	1335	1315.1	1308	1300
SBILIFE	1934	1955	1914.4	1892	1869
SBIN	1077	1091	1063.55	1040	1016
SHRIRAMFIN	1017	1030	1004.1	990	976
SUNPHARMA	1667	1682	1652.2	1639	1625
TATACONSUM	1098	1106	1090.3	1078	1066
TATASTEEL	208	210	206.39	203	199
TCS	2495	2517	2472.6	2460	2448
TECHM	1446	1456	1435.4	1419	1403
TITAN	4493	4547	4439.3	4388	4337
TMPV	351	356	345.5	336	327
TRENT	3912	3950	3875.4	3826	3776
ULTRACEMCO	11589	11675	11502	11349	11195
WIPRO	204	205	202.97	201	199

*R1 - Resistance 1 | *R2 - Resistance 2 | *LTP – Last Traded Price | *S1 - Support 1 | *S2 - Support 2

Our Research Team

Name	Email ID
Ajit Mishra	ajit.mishra@religare.com
Abhijeet Banerjee	abhijeet.banerjee@religare.com
Gaurav Sharma	gauravsharma2@religare.com
Ashwani Harit	ashwani.harit@religare.com
Divya Parmar	divya.parmar@religare.com
Rajan Gupta	rajan.gupta1@religare.com
Vivek Chandra	vivek.chandra@religare.com
Himanshu Gupta	himanshu.gupta1@religare.com

Before you use this research report, please ensure to go through the disclosure interalia as required under Securities and Exchange Board of India (Research Analysts) Regulations, 2014 and Research Disclaimer at the following link: www.religareonline.com/disclaimer

Specific analyst(s) specific disclosure(s) inter-alia as required under Securities and Exchange Board of India (Research Analysts) Regulations, 2014 is/are as under:

S.No.	Statement	Answer	
		Tick Appropriate	
		Yes	No
1.	I/we or any of my/our relative has any financial interest in the subject company? (If answer is yes, nature of interest is given below this table)		No
2.	I/we or any of my/our relatives, have actual/beneficial ownership of one per cent. or more securities of the subject company, at the end of the month immediately preceding the date of the research report or date of the public appearance?		No
3.	I/we or any of my/our relative, has any other material conflict of interest at the time of publication of the research report or at the time of the public appearance?		
4.	I/we have received any compensation from the subject company in the past twelve months?		No
5.	I/we have managed or co-managed public offering of securities for the subject company in the past twelve months?		No
6.	I/we have received any compensation for brokerage services from the subject company in the past twelve months?		No
7.	I/we have received any compensation or other benefits from the subject company or third party in connection with the research report?		No
8.	I/we have served as an officer, director or employee of the subject company?		No
9.	I/we have been engaged in market making activity for the subject company?		No

2014 is/are as under:

Statements of ownership and material conflicts of interest, compensation – Research Analyst (RA)

Nature of Interest [If answer to f (a) above conflicts is Yes

.....]

Name(s) with Signature(s) of RA(s).

[Please note that only in case of multiple RAs and if the answers differ inter-se between the RAs, then RA specific answer with respect to

Copyright: This document vests exclusively with RBL. This information should not be reproduced or redistributed or passed on directly or indirectly in any form to any other person or published, copied, in whole or in part, for any purpose, without prior written permission from RBL. We do not guarantee the integrity of any emails or attached files and are not responsible for any changes made to them by any other person.