24 NOV. 2026

Jainam

Market Overview | Nifty Open Interest | Stock Open Interest

Daily Newsletter

Derivative & Technical Mirror

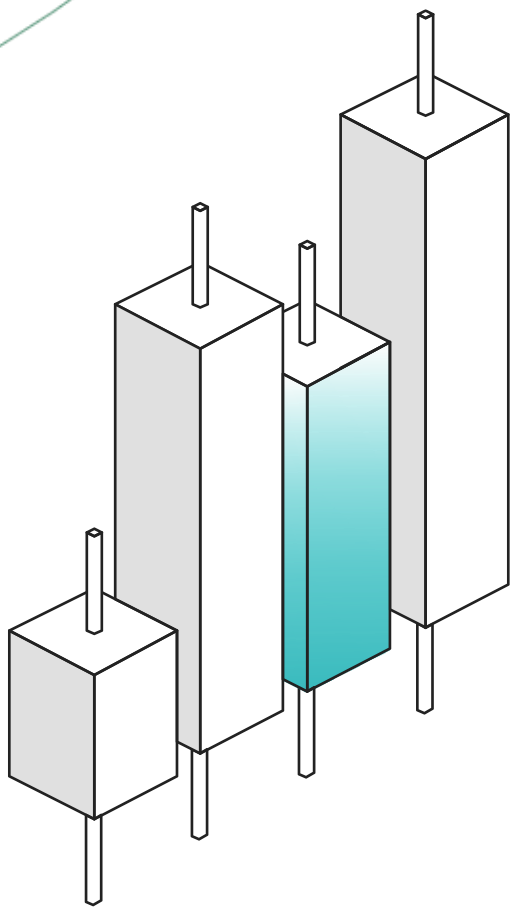

MARKET OVERVIEW

DAILY DERIVATIVE AND TECHNICAL SNAPSHOT

Indices Snapshot

Nifty	23-11-2026	20-11-2026	Change	Change(%)
Spot	25,349.65	25,800.60	-450.95	-1.75%
Fut	25,530.00	25,931.90	-401.9	-1.55%
Open Int	1,19,01,500	85,10,125	3391375	39.85%
Implication	SHORT BUILDUP			

BankNifty	23-11-2026	20-11-2026	Change	Change(%)
Spot	62,585.35	64,635.20	-2049.85	-3.17%
Fut	62,970.00	64,879.20	-1909.2	-2.94%
Open Int	14,81,610	12,19,770	261840	21.47%
Implication	SHORT BUILDUP			

Nifty Technical View

INDEX	Close	S2	S1	PIVOT	R1	R2
Nifty	25,349.65	24,913.00	25,131.00	25,562.00	25,780.00	26,211.00
Banknifty	62,585.35	60,794.00	61,690.00	63,442.00	64,337.00	66,089.00
Sensex	82,435.99	80,898.00	81,667.00	83,165.00	83,934.00	85,432.00

Nifty opened with an upward gap but witnessed selling from the opening tick to end near the day's low. Nifty closed at 25350 with a loss of 451 points. On the daily chart the index has formed a Bearish candle which has totally Engulfed its previous day's move forming a "Bearish Engulfing" candlestick formation which is a bearish reversal formation. For such formations confirmation is necessary, so if the index breaks below previous day's low it would witness a change of trend to the downside. The chart pattern suggests that if Nifty crosses and sustains above 25500 level it would witness buying which would lead the index towards 25600-25700 levels. Important Supports for the day is around 25340 However if index sustains below 25340 then it may witness profit booking which would take the index towards 25200-25050 levels.



NIFTY OPEN INTEREST

DAILY DERIVATIVE AND TECHNICAL SNAPSHOT

NIFTY OPEN INTERST : WEEKLY EXPIRY 01 DECEMBER 2026

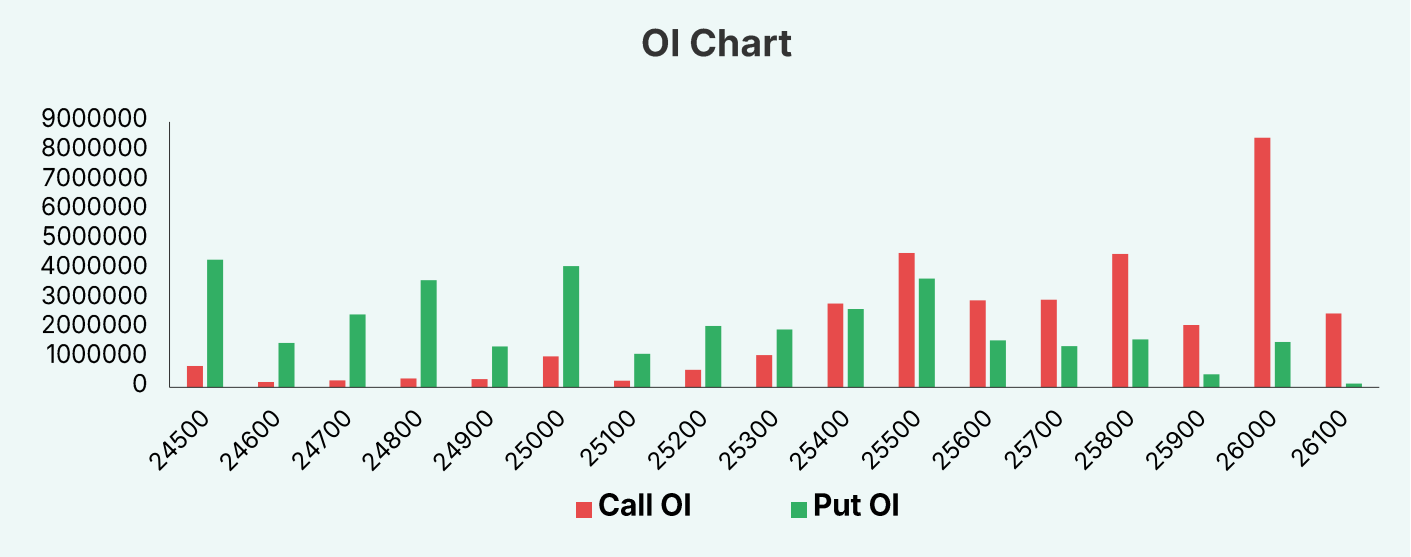

NIFTY OPEN INTERST CHANGE : WEEKLY EXPIRY 01 DECEMBER 2026

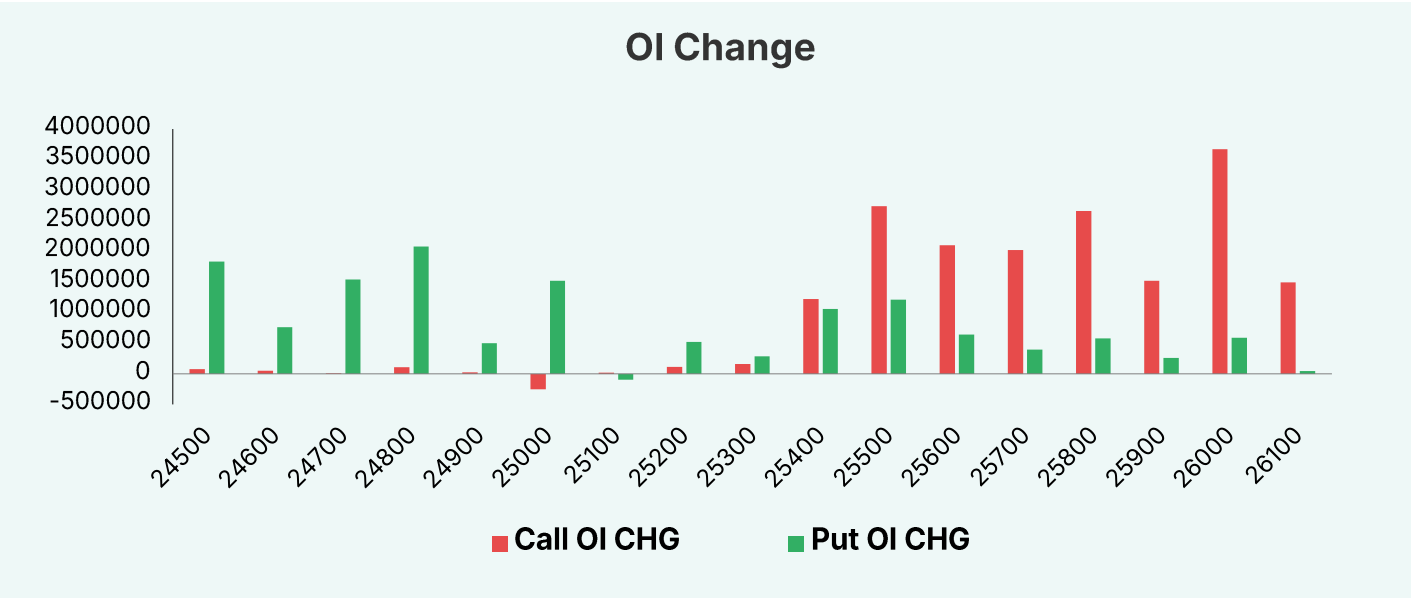

- India Volatility Index (VIX) changed by 2.18% and settled at 17.70.
- The Nifty Put Call Ratio (PCR) finally stood at 0.70 vs. 1.69 (20/11/2026) for 01 December 2026 weekly expiry.
- The maximum OI outstanding for Call was at 26000 with 84.64 lacs followed by 25500 with 45.60 Lacs and that for Put was at 24500 with 43.28 lacs followed by 25000 with 41.13 lacs.
- The highest OI Change for Call was at 26000 with 36.72 lacs Increased and that for Put was at 24800 with 20.81 lacs Increased.
- Based on OI actions, we expect Nifty to remain in a range from 25500 – 25000 either side breakout will lead the further trend.

STOCK OPEN INTEREST

DAILY DERIVATIVE AND TECHNICAL SNAPSHOT

TOP 5 – LONG BUILDUP

SECURITIES	LTP	CHANGE(%)	OI	OI CHANGE (%)	INTRADAY - RANGE	
					SUPPORT	RESISTANCE
POWERINDIA 29 Dec 2026	30765	1.48	411650	26.64	30061.67	31116.67
TCS 29 Dec 2026	2480.4	3.59	21890475	23.76	2426.57	2523.67
UJJIVANSFB 29 Dec 2026	60.98	1.23	52384000	22.97	59.91	61.82
CGPOWER 29 Dec 2026	798.2	0.02	20326050	21.36	791.80	802.80
WIPRO 29 Dec 2026	188.82	1.25	144171000	20.85	187.16	191.04

TOP 5 – SHORT BUILDUP

SECURITIES	LTP	CHANGE(%)	OI	OI CHANGE (%)	INTRADAY - RANGE	
					SUPPORT	RESISTANCE
APLAPOLLO 29 Dec 2026	1674	-21.1	18231500	94.16	1560.17	1888.77
INOXWIND 29 Dec 2026	54.05	-3.12	103417600	45.87	52.95	56.09
CONCOR 29 Dec 2026	430.85	-2.64	21616250	43.87	425.42	440.92
PATANJALI 29 Dec 2026	406	-0.33	27056675	43.49	402.43	410.78
ASHOKLEY 29 Dec 2026	159.75	-3	145445000	39.78	157.79	163.63

TOP 5 – SHORT COVERING

SECURITIES	LTP	CHANGE(%)	OI	OI CHANGE (%)	INTRADAY - RANGE	
					SUPPORT	RESISTANCE

TOP 5 - LONG UNWINDING

SECURITIES	LTP	CHANGE(%)	OI	OI CHANGE (%)	INTRADAY - RANGE	
					SUPPORT	RESISTANCE
SYRMA 29 Dec 2026	1505.9	-0.11	1936025	-8.11	1479.17	1526.27

Used Terminology :-

- **India VIX**

India Volatility Index measures the volatility of NIFTY 50 for next 30 calendar days. It is calculated based on the buy sell price of nifty 50 options. Higher the India VIX, higher the expected volatility and vice-versa.

- **PCR Ratio**

The ratio of put trading volume divided by the call trading volume. For example, a put/call ratio of 0.74 means that for every 100 calls bought, 74 puts were bought. The PCR around 0.60-0.70 is oversold zone and PCR around 1.70-1.80 is overbought zone as per the historical data.

- **Open Interest**

Open interest(OI) is the total number of outstanding contracts that are held by market participants at the end of each day.

DISCLAIMER

Name of the Member: Jainam Broking Limited | CIN: U67120GJ2003PLC043162 | Registered Office: P03-02C, P03-02D & P03-02E, 3rd Floor, WTC Tower (51A), Road 5E, Block 51, Zone 5, DTA, Gift City, Gandhi Nagar, Gandhi Nagar, Gujarat, India, 382050 | Corporate Office: Jainam House, Plot No. 42, Near Shardayatan School, Piplod, Surat, Gujarat–395007 | SEBI Research Analyst Registered No.: INH000006448 BSE Enlistment No.: 5310|

Investment in securities market are subject to market risks. Read all the related documents carefully before investing.Registration granted by SEBI, enlistment with BSE and certification from NISM in no way guarantee performance of the intermediary or provide any assurance of returns to investors. Illustration only and not recommendatory.

For more details, visit https://www.jainam.in/wp-content/uploads/2024/11/Disclosure-and-Disclaimer_Research-Analyst

Contact Us

Jainam™

JAINAM HOUSE

Nr. Shardayatan School, Kargil Chowk, New Passport Office Road, Piplod, urat -7

0261 -6725319/09/10 | research@jainam.in

Scan the code to Join our whatsapp group