



# *Daily* *Derivatives*

*15 December, 2025*

DERIVATIVES

15 December 2025

## Key Indices

Index	Close	Changes (%)
NIFTY	26046.95	0.57
SENSEX	85267.66	0.53
BANKNIFTY	59389.95	0.30
INDIA VIX	10.10	-2.79

## Market Outlook

The Nifty 50 ended the week above the 26,000 mark after rebounding from the weekly low of 25,693, and ultimately delivered the subdued performance. Derivatives data shows fresh put writing at the 26,000 strike, indicating bullish bias, however the broader support zone stays firm between 25,800 and 25,700. On the upside, major Call OI buildup at the 26,100 and 26,200 strikes is expected to cap immediate gains. On technical front, the index retains a sideways to bullish structure, where a decisive breakout above 26,200 may open the path for the higher highs in the coming sessions.



## TRADE IDEA OF THE DAY - CHOLAFIN

### Buy December Future

Entry Range	1720-1730
Target Range	1770-1780
Stop Loss	1698



### Rationale

- Stock continues to trade above the 20-day and 50-day EMAs, indicating a firmly established bullish trend with strong buying interest on every dip.
- On the daily chart prices are traded on a rising trendline within the range of 1700 to 1750, reflecting a bullish continuation pattern and signalling potential for an upside breakout in coming sessions.
- 14-Day RSI remains above the 50 mark, highlighting ongoing bullish momentum. However signs of overbought conditions are there, so buy on dip is more prudent strategy.
- The MACD is hovering near the zero line with improving histogram bars, indicating the potential for fresh momentum build-up on the upside.

15 December 2025

# Daily Derivatives

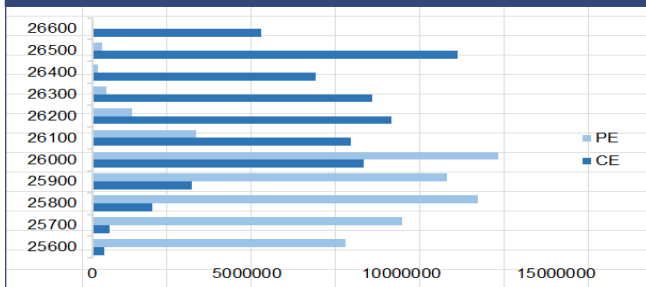
## NIFTY

Nifty	26148.00
OI (In contracts)	219022
CHANGE IN OI (%)	0.86
PRICE CHANGE (%)	0.53

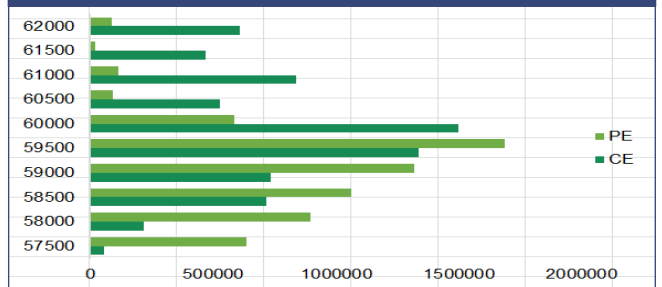
## BANKNIFTY

Nifty	59645.00
OI (In contracts)	49804
CHANGE IN OI (%)	-0.13
PRICE CHANGE (%)	0.25

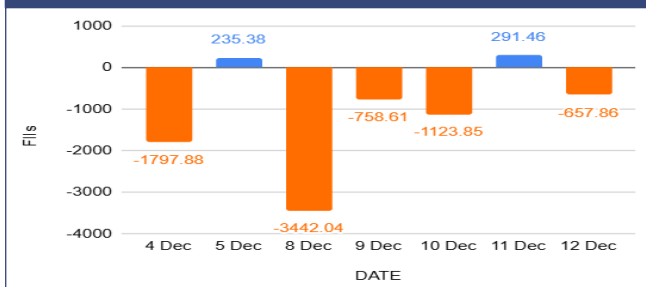
## NIFTY OI



## BANKNIFTY OI



## FIIs Activity Index Futures



## FIIs Long Short Ratio



## Long Buildup

Name	Price	Price %	OI	OI%
HINDZINC	563.6	7.39	35155050	12.11
MUTHOOTFIN	3858.9	3.12	2767600	8.28
PNBHOUSING	950.5	5.01	16751800	8.06
MARUTI	16568	1.64	2906250	7.20

## Short Buildup

Name	Price	Price %	OI	OI%
HINDUNILVR	2266.9	-2.09	8704500	47.32
SIEMENS	3148.2	-1.72	2935250	17.75
PIIND	3272.3	-3.32	2548525	12.26
JUBLFOOD	580	-3.23	19750000	12.12

## Breakout Stocks (1 Month High)

Name	LTP	22 DAY HIGH	%
HINDZINC	563	533.7	5.49
IDEA	11.71	11.36	3.08
HINDALCO	855.5	836.7	2.25
SRF	3029.9	2978.3	1.73

## Breakdown Stocks (1 Month Low)

Name	LTP	22 DAY LOW	%
HINDUNILVR	2265.2	2290	-1.08
DABUR	496.75	498.7	-0.39

15 December 2025

*Daily*  
**Derivatives**

## NIFTY 50 - STOCKS KEY LEVELS

SYMBOL	R1*	R2*	PP*	S1*	S2*
ADANIENT	2296	2310	2283	2269	2257
ADANIPTS	1530	1538	1520	1512	1502
APOLLOHOSP	7155	7210	7076	7021	6942
ASIANPAINT	2793	2820	2769	2742	2718
AXISBANK	1292	1298	1285	1279	1272
BAJAJ-AUTO	9083	9151	9022	8954	8892
BAJAJFINSV	2094	2106	2082	2071	2058
BAJFINANCE	1025	1034	1013	1005	992
BEL	393	397	391	387	384
BHARTIARTL	2097	2110	2074	2060	2037
CIPLA	1525	1532	1517	1510	1503
COALINDIA	385	387	384	382	380
DRREDDY	1284	1289	1276	1271	1263
EICHERMOT	7273	7317	7231	7187	7144
ETERNAL	302	306	295	291	285
GRASIM	2856	2875	2826	2807	2778
HCLTECH	1681	1688	1670	1663	1652
HDFCBANK	1005	1008	1001	998	995
HDFCLIFE	782	786	776	772	766
HINDALCO	861	870	846	837	822
HINDUNILVR	2298	2336	2271	2234	2207
ICICIBANK	1370	1374	1367	1363	1359
INDIGO	4902	4943	4857	4815	4770
INFY	1606	1613	1594	1587	1575
ITC	403	405	401	399	397

\*R1 - Resistance 1 | \*R2 - Resistance 2 | \*PP - Pivot Point | \*S1 - Support 1 | \*S2 - Support 2

15 December 2025

# Daily Derivatives

## NIFTY 50 - STOCKS KEY LEVELS

SYMBOL	R1*	R2*	PP*	S1*	S2*
JIOFIN	303	304	301	299	297
JSWSTEEL	1133	1141	1121	1113	1101
KOTAKBANK	2194	2210	2184	2167	2158
LT	4109	4144	4079	4044	4014
M&M	3696	3712	3679	3662	3645
MARUTI	16623	16724	16435	16334	16146
MAXHEALTH	1090	1099	1084	1075	1068
NESTLEIND	1247	1256	1231	1222	1207
NTPC	326	328	325	323	322
ONGC	239	241	238	237	236
POWERGRID	266	268	265	262	261
RELIANCE	1562	1568	1554	1548	1540
SBILIFE	2037	2048	2020	2009	1992
SBIN	967	972	963	958	954
SHRIRAMFIN	855	861	848	841	835
SUNPHARMA	1807	1820	1799	1786	1778
TATACONSUM	1154	1159	1146	1141	1133
TATASTEEL	174	176	171	169	166
TCS	3234	3247	3210	3196	3172
TECHM	1586	1594	1573	1565	1551
TITAN	3906	3932	3869	3843	3806
TMPV	350	352	347	345	343
TRENT	4096	4116	4073	4053	4030
ULTRACEMCO	11814	11904	11647	11557	11390
WIPRO	262	263	260	258	256

\*R1 - Resistance 1 | \*R2 - Resistance 2 | \*PP - Pivot Point | \*S1 - Support 1 | \*S2 - Support 2

## Our Research Team

Name	Email ID
Ajit Mishra	<a href="mailto:ajit.mishra@religare.com">ajit.mishra@religare.com</a>
Abhijeet Banerjee	<a href="mailto:abhijeet.banerjee@religare.com">abhijeet.banerjee@religare.com</a>
Gaurav Sharma	<a href="mailto:gauravsharma2@religare.com">gauravsharma2@religare.com</a>
Ashwani Harit	<a href="mailto:ashwani.harit@religare.com">ashwani.harit@religare.com</a>
Divya Parmar	<a href="mailto:divya.parmar@religare.com">divya.parmar@religare.com</a>
Rajan Gupta	<a href="mailto:rajan.gupta1@religare.com">rajan.gupta1@religare.com</a>
Vivek Chandra	<a href="mailto:vivek.chandra@religare.com">vivek.chandra@religare.com</a>
Himanshu Gupta	<a href="mailto:himanshu.gupta1@religare.com">himanshu.gupta1@religare.com</a>
Vishvajeet Singh	<a href="mailto:vishvajeet.singh1@religare.com">vishvajeet.singh1@religare.com</a>

15 December 2025

# Daily Derivatives

Before you use this research report, please ensure to go through the disclosure interalia as required under Securities and Exchange Board of India (Research Analysts) Regulations, 2014 and Research Disclaimer at the following link: [www.religareonline.com/disclaimer](http://www.religareonline.com/disclaimer)

Specific analyst(s) specific disclosure(s) inter-alia as required under Securities and Exchange Board of India (Research Analysts) Regulations, 2014 is/are as under:

S.No.	Statement	Answer	
		Tick Appropriate	
		Yes	No
1.	I/we or any of my/our relative has any financial interest in the subject company? (If answer is yes, nature of interest is given below this table)		No
2.	I/we or any of my/our relatives, have actual/beneficial ownership of one per cent. or more securities of the subject company, at the end of the month immediately preceding the date of the research report or date of the public appearance?		No
3.	I/we or any of my/our relative, has any other material conflict of interest at the time of publication of the research report or at the time of the public appearance?		
4.	I/we have received any compensation from the subject company in the past twelve months?		No
5.	I/we have managed or co-managed public offering of securities for the subject company in the past twelve months?		No
6.	I/we have received any compensation for brokerage services from the subject company in the past twelve months?		No
7.	I/we have received any compensation or other benefits from the subject company or third party in connection with the research report?		No
8.	I/we have served as an officer, director or employee of the subject company?		No
9.	I/we have been engaged in market making activity for the subject company?		No

2014 is/are as under:

Statements of ownership and material conflicts of interest, compensation – Research Analyst (RA)

Nature of Interest [If answer to f (a) above conflicts is Yes

.....]

Name(s) with Signature(s) of RA(s).

[Please note that only in case of multiple RAs and if the answers differ inter-se between the RAs, then RA specific answer with respect to

**Copyright:** This document vests exclusively with RBL. This information should not be reproduced or redistributed or passed on directly or indirectly in any form to any other person or published, copied, in whole or in part, for any purpose, without prior written permission from RBL. We do not guarantee the integrity of any emails or attached files and are not responsible for any changes made to them by any other person.