



Daily Derivatives

19 May, 2026

DERIVATIVES

Key Indices

Index	Close	Changes (%)
NIFTY	23649.95	0.03
SENSEX	75315.04	0.10
BANKNIFTY	53537.00	-0.32
INDIA VIX	19.63	4.47

Market Outlook

The Indian benchmark indices witnessed a volatile trading session, as the key Nifty 50 index started the day with a significant gap-down opening but gradually erased most of the losses led by recovery in private banking counters. Meanwhile, the IT pack remained resilient throughout the session, helping the index settle on a flattish note. On the derivatives front, fresh put writing was observed at the 23,500 and 23,400 strikes, indicating immediate downside support. On the upside, significant call OI placed at the 23,800 and 24,000 strikes highlights an immediate and strong resistance zones, suggesting that any recovery towards these levels may continue to face some profit taking.



**TRADE IDEA OF THE DAY -
MARUTI BEAR PUT SPREAD**

**BUY 26 MAY 13100 PUT
SELL 26 MAY 12800 PUT**

Entry Range	100-110
Target Range	60
Stop Loss	240



Rationale

- On the daily chart MARUTI continued to trade under pressure with a lower lows lower highs structure, which reflects a sustained bearish undertone. The stock prices are traded below the key moving average of the 20-DEMA and 50-DEMA, indicating weakness in the broader trend.
- On the technical front, the 13100–13200 zone is likely to act as an immediate resistance area, and any pullback towards this range may attract fresh selling pressure.
- Momentum indicators also remain weak, as RSI is hovering below the 45 mark while MACD continues to trade with a negative crossover, suggesting lack of buying strength at current levels.
- For the near term, its advisable to maintain a sell-on-rallies approach with immediate downside support at 12800 mark. So that one can initiate bear put spread for the recent bearish formation.

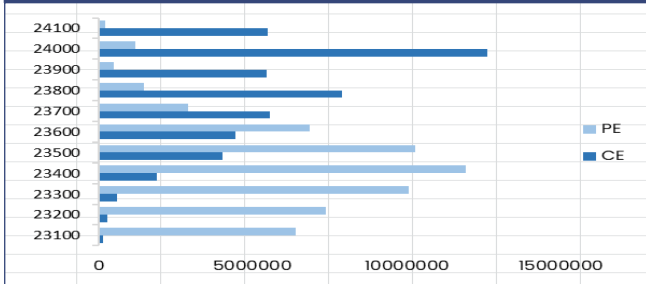
NIFTY

Nifty	23659.00
OI (In Lots)	255048
CHANGE IN OI (%)	-2.71
PRICE CHANGE (%)	0.06

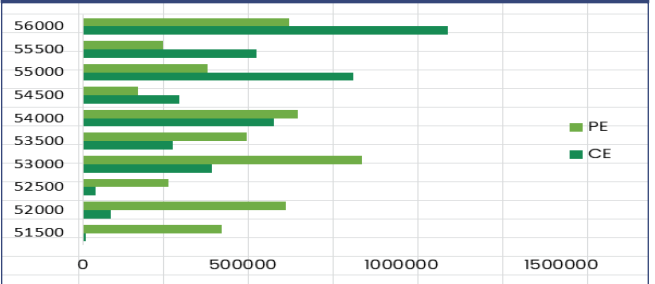
BANKNIFTY

Nifty	53730.00
OI (In Lots)	73376
CHANGE IN OI (%)	0.77
PRICE CHANGE (%)	-0.21

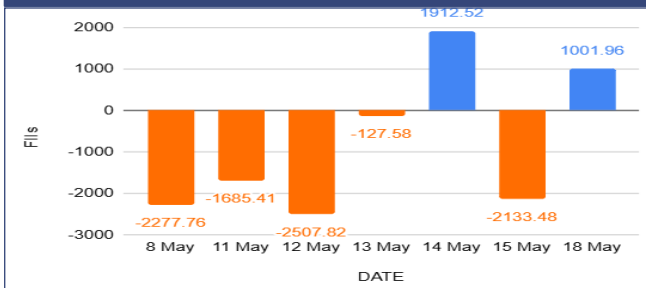
NIFTY OI



BANKNIFTY OI



FII's Activity Index Futures



FII's Long Short Ratio



Long Buildup

Name	LTP	% Change	OI (Lots)	% OI Change
POLICYBZR	1744.6	3.34	21346	7.68
SUNPHARMA	1902.3	1.36	68408	6.87
BHARTIARTL	1934.7	1.60	107708	6.72
JSWENERGY	531.95	2.88	25558	5.94

Short Buildup

Name	LTP	% Change	OI (Lots)	% OI Change
AMBER	7166.5	-15.77	21999	31.06
AUROPHARMA	1504.7	-0.48	41216	23.08
GODFRYPHLP	2303.2	-5.08	10204	19.01
UNOMINDA	1062.3	-5.08	9971	10.48

Breakout Stocks (1 Month High)

Name	LTP	% Change	22 DAY HIGH
SOLARINDS	18079	3.96	17500
SUNPHARMA	1904	1.45	1888.8
BHARTIARTL	1936.4	1.69	1923.8
BSE	4112	2.91	4088.9

Breakdown Stocks (1 Month Low)

Name	LTP	% Change	22 DAY LOW
PGEL	459.45	-5.81	474.95
TVSMOTOR	3298.1	-5.12	3385.8
RECLTD	334.45	-3.49	342.15
CANBK	125.15	-2.56	127.55

NIFTY 50 - STOCKS KEY LEVELS

SYMBOL	R1*	R2*	LTP*	S1*	S2*
ADANIANT	2717	2745	2689.8	2655	2620
ADANIPTS	1805	1823	1787.7	1757	1727
APOLLOHOSP	8078	8135	8020.5	7985	7949
ASIANPAINT	2637	2660	2614	2574	2533
AXISBANK	1246	1254	1237.9	1226	1214
BAJAJ-AUTO	10302	10405	10198.5	10120	10042
BAJAJFINSV	1777	1801	1753.1	1712	1670
BAJFINANCE	934	947	921.1	900	878
BEL	431	436	426.6	418	410
BHARTIARTL	1964	1991	1938.1	1901	1864
CIPLA	1442	1457	1426.2	1411	1396
COALINDIA	468	474	462.1	457	451
DRREDDY	1341	1352	1331.2	1322	1312
EICHERMOT	6987	7062	6913	6826	6739
ETERNAL	245	248	241.4	236	230
GRASIM	2971	2998	2943.8	2901	2858
HCLTECH	1157	1167	1146.6	1129	1111
HDFCBANK	778	787	768.65	755	742
HDFCLIFE	611	616	604.95	597	588
HINDALCO	1061	1068	1053.1	1045	1036
HINDUNILVR	2271	2288	2254.2	2231	2208
ICICIBANK	1259	1267	1251.1	1238	1224
INDIGO	4304	4333	4275.7	4237	4197
INFY	1153	1164	1142.5	1125	1107
ITC	313	315	310.15	307	304

*R1 - Resistance 1 | *R2 - Resistance 2 | *LTP – Last Traded Price | *S1 - Support 1 | *S2 - Support 2

NIFTY 50 - STOCKS KEY LEVELS

SYMBOL	R1*	R2*	LTP*	S1*	S2*
JIOFIN	235	237	232.63	229	225
JSWSTEEL	1310	1328	1292.8	1267	1241
KOTAKBANK	396	401	391.8	384	376
LT	3944	3971	3917.8	3872	3825
M&M	3114	3144	3083.7	3052	3020
MARUTI	13153	13291	13016	12864	12713
MAXHEALTH	1073	1087	1058.55	1034	1010
NESTLEIND	1445	1458	1431.7	1418	1405
NTPC	393	398	388.3	384	380
ONGC	300	303	297.2	295	292
POWERGRID	300	303	296.55	292	287
RELIANCE	1346	1356	1335.9	1322	1309
SBILIFE	1877	1893	1860.4	1835	1809
SBIN	952	964	939.4	931	922
SHRIRAMFIN	944	954	933.7	917	901
SUNPHARMA	1923	1940	1905.8	1877	1848
TATACONSUM	1238	1245	1231	1220	1208
TATASTEEL	213	216	209.71	206	202
TCS	2300	2317	2283.2	2259	2235
TECHM	1457	1484	1430	1383	1336
TITAN	4213	4256	4169.7	4096	4022
TMPV	357	361	353.15	350	347
TRENT	4074	4115	4032.3	3986	3939
ULTRACEMCO	11689	11817	11561	11343	11125
WIPRO	194	195	192.17	190	188

*R1 - Resistance 1 | *R2 - Resistance 2 | *LTP – Last Traded Price | *S1 - Support 1 | *S2 - Support 2

Our Research Team

Name	Email ID
Ajit Mishra	ajit.mishra@religare.com
Abhijeet Banerjee	abhijeet.banerjee@religare.com
Gaurav Sharma	gauravsharma2@religare.com
Ashwani Harit	ashwani.harit@religare.com
Divya Parmar	divya.parmar@religare.com
Rajan Gupta	rajan.gupta1@religare.com
Vivek Chandra	vivek.chandra@religare.com
Himanshu Gupta	himanshu.gupta1@religare.com

Before you use this research report, please ensure to go through the disclosure interalia as required under Securities and Exchange Board of India (Research Analysts) Regulations, 2014 and Research Disclaimer at the following link: www.religareonline.com/disclaimer

Specific analyst(s) specific disclosure(s) inter-alia as required under Securities and Exchange Board of India (Research Analysts) Regulations, 2014 is/are as under:

S.No.	Statement	Answer	
		Tick Appropriate	
		Yes	No
1.	I/we or any of my/our relative has any financial interest in the subject company? (If answer is yes, nature of interest is given below this table)		No
2.	I/we or any of my/our relatives, have actual/beneficial ownership of one per cent. or more securities of the subject company, at the end of the month immediately preceding the date of the research report or date of the public appearance?		No
3.	I/we or any of my/our relative, has any other material conflict of interest at the time of publication of the research report or at the time of the public appearance?		
4.	I/we have received any compensation from the subject company in the past twelve months?		No
5.	I/we have managed or co-managed public offering of securities for the subject company in the past twelve months?		No
6.	I/we have received any compensation for brokerage services from the subject company in the past twelve months?		No
7.	I/we have received any compensation or other benefits from the subject company or third party in connection with the research report?		No
8.	I/we have served as an officer, director or employee of the subject company?		No
9.	I/we have been engaged in market making activity for the subject company?		No

2014 is/are as under:

Statements of ownership and material conflicts of interest, compensation – Research Analyst (RA)

Nature of Interest [If answer to f (a) above conflicts is Yes

.....]

Name(s) with Signature(s) of RA(s).

[Please note that only in case of multiple RAs and if the answers differ inter-se between the RAs, then RA specific answer with respect to

Copyright: This document vests exclusively with RBL. This information should not be reproduced or redistributed or passed on directly or indirectly in any form to any other person or published, copied, in whole or in part, for any purpose, without prior written permission from RBL. We do not guarantee the integrity of any emails or attached files and are not responsible for any changes made to them by any other person.