RELIGARE | BROKING
Values that bind

Daily Derivatives

11 March, 2026

DERIVATIVES

www.religareonline.com

Key Indices

Index	Close	Changes (%)
NIFTY	24262.60	0.97
SENSEX	78205.98	0.82
BANKNIFTY	56950.80	1.66
INDIA VIX	18.90	-19.08

Market Outlook

The Nifty index witnessed a breather session, closing nearly 1% higher amid the cool-off in crude oil prices. On the daily chart, the long-term moving average of 50-WEMA, placed near the 25000 mark, indicate a crucial resistance level. Until the index decisively reclaims this level, the broader trend may remain negative with a sell-on-rise sentiment. On the derivatives front, fresh put writing was observed at the 24200 and 24000 strikes, indicating immediate support zone, while on the upside major call OI has positioned at the 24500 strike, suggesting this level could act as a near-term hurdle.

TRADE IDEA OF THE DAY -

SBIN CALL SPREAD

BUY 30 MAR 1110 CALL SELL 30 MAR 1140 CALL	
Entry Range	12 – 14
Target Range	25
Stop Loss	9

Rationale

- On the daily chart SBIN has witnessed a sharp pullback toward the rising trendline of the ascending channel and showed signs of demand near the 1080-1100 zone, indicating strong structural support.
- The stock prices has reclaimed the key moving average of 50-DEMA, while the broader trend remains intact above the 100-DEMA, suggesting the medium-term uptrend is still healthy.
- The key momentum indicators are stabilizing as 14-Day RSI rebounds from lower levels, hinting at exhaustion in the recent selling pressure and a potential reversal in momentum.
- Additionally, the MACD histogram on the weekly chart continues to trade in positive territory, reinforcing the broader bullish bias and supporting a potential rebound toward the 1140-1150 zone.

NIFTY

Nifty	24090.10
OI (In Lots)	274113
CHANGE IN OI (%)	13.43
PRICE CHANGE (%)	-1.86

BANKNIFTY

Nifty	56278.40
OI (In Lots)	78870
CHANGE IN OI (%)	10.21
PRICE CHANGE (%)	-3.10

NIFTY OI

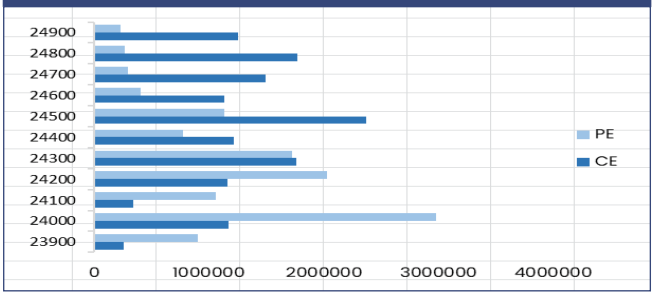

BANKNIFTY OI

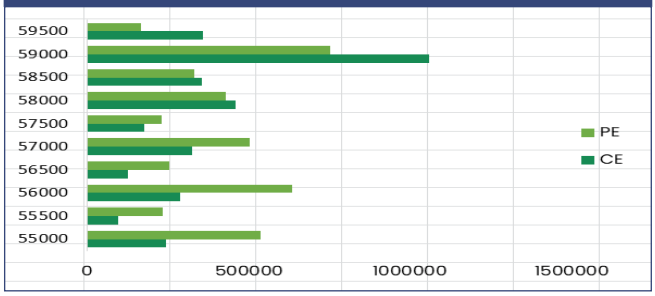

FIIs Activity Index Futures

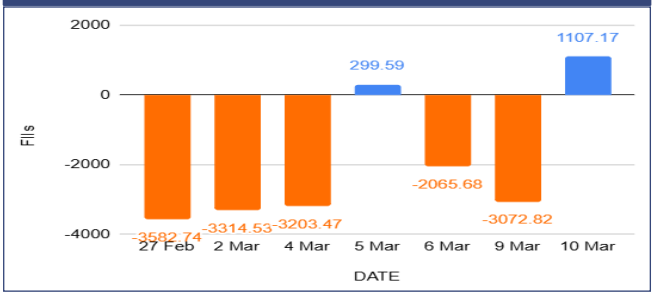

FIIs Long Short Ratio

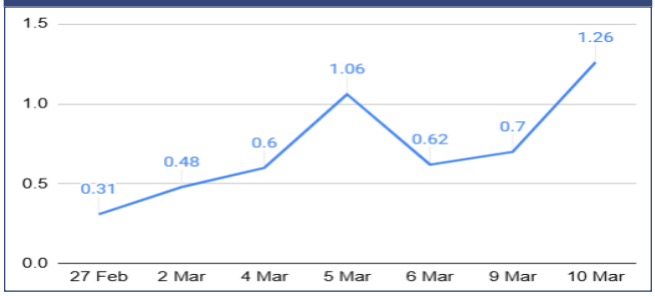

Long Buildup

Name	LTP	% Change	OI (Lots)	% OI Change
PGEL	552.2	5.53	16048	22.14
CAMS	673.95	3.64	10473	15.81
ADANIGREEN	862.4	0.60	38155	12.10
HDFCAMC	2547.3	2.97	18938	10.16

Short Buildup

Name	LTP	% Change	OI (Lots)	% OI Change
KEI	4562	-5.16	9478	13.60
POLYCAB	7755	-6.16	17992	12.70
BPCL	328	-1.38	22164	5.41
SWIGGY	294.45	-2.19	39311	3.70

Breakout Stocks (1 Month High)

Name	LTP	% Change	22 DAY HIGH
GLENMARK	2236.8	5.21	2172.1
AUROPHARMA	1291.5	3.33	1256.9
BDL	1390.7	4.1	1381.2
SUNPHARMA	1821.1	0.37	1819.9

Breakdown Stocks (1 Month Low)

Name	LTP	% Change	22 DAY LOW
-	-	-	-
-	-	-	-
-	-	-	-
-	-	-	-

www.religareonline.com/disclaimer

NIFTY 50 - STOCKS KEY LEVELS

SYMBOL	R1*	R2*	LTP*	S1*	S2*
ADANIENT	2024	2051	1996.5	1976	1955
ADANIPORTS	1457	1491	1424.1	1404	1383
APOLLOHOSP	7859	7914	7803	7759	7714
ASIANPAINT	2306	2333	2280.4	2253	2226
AXISBANK	1328	1341	1314.7	1293	1271
BAJAJ-AUTO	9715	9821	9610	9427	9244
BAJAJFINSV	1881	1894	1867.8	1848	1827
BAJFINANCE	951	962	939.8	930	921
BEL	468	473	463.35	456	449
BHARTIARTL	1872	1894	1850.4	1838	1825
CIPLA	1343	1353	1333.5	1321	1308
COALINDIA	448	452	443.55	437	430
DRREDDY	1333	1352	1314.6	1292	1269
EICHERMOT	7623	7709	7536.5	7395	7253
ETERNAL	232	237	226.62	223	220
GRASIM	2767	2789	2743.9	2708	2672
HCLTECH	1369	1376	1361.5	1350	1338
HDFCBANK	857	865	849.45	841	833
HDFCLIFE	661	665	656.1	652	649
HINDALCO	966	976	956.6	940	924
HINDUNILVR	2218	2245	2190.2	2169	2147
ICICIBANK	1323	1334	1311.9	1293	1275
INDIGO	4456	4531	4380.4	4323	4266
INFY	1316	1337	1295.6	1279	1263
ITC	311	314	309.05	305	301

*R1 - Resistance 1 | *R2 - Resistance 2 | *LTP – Last Traded Price | *S1 - Support 1 | *S2 - Support 2

NIFTY 50 - STOCKS KEY LEVELS

SYMBOL	R1*	R2*	LTP*	S1*	S2*
JIOFIN	239	241	236	232	229
JSWSTEEL	1224	1235	1214.3	1200	1185
KOTAKBANK	395	398	391.85	388	384
LT	3948	4021	3876	3827	3779
M&M	3326	3358	3293.7	3245	3197
MARUTI	14016	14164	13867	13612	13356
MAXHEALTH	1053	1063	1043.1	1035	1027
NESTLEIND	1249	1257	1241.2	1233	1225
NTPC	384	390	377.3	373	369
ONGC	272	274	269.2	266	263
POWERGRID	301	304	298.65	295	291
RELIANCE	1427	1445	1408.8	1396	1383
SBILIFE	1984	2003	1963.7	1935	1907
SBIN	1120	1128	1112.2	1105	1097
SHRIRAMFIN	1085	1108	1062.9	1024	984
SUNPHARMA	1824	1836	1812.8	1802	1792
TATACONSUM	1108	1117	1099.5	1093	1087
TATASTEEL	197	199	195	192	190
TCS	2542	2571	2513.1	2487	2461
TECHM	1351	1365	1336.6	1320	1303
TITAN	4250	4281	4220.1	4183	4145
TMPV	349	353	345.2	338	330
TRENT	3747	3778	3715.3	3687	3659
ULTRACEMCO	11765	11876	11654	11537	11420
WIPRO	202	204	200.93	198	196

*R1 - Resistance 1 | *R2 - Resistance 2 | *LTP – Last Traded Price | *S1 - Support 1 | *S2 - Support 2

Our Research Team	
Name	Email ID
Ajit Mishra	ajit.mishra@religare.com
Abhijeet Banerjee	abhijeet.banerjee@religare.com
Gaurav Sharma	gauravsharma2@religare.com
Ashwani Harit	ashwani.harit@religare.com
Divya Parmar	divya.parmar@religare.com
Rajan Gupta	rajan.gupta1@religare.com
Vivek Chandra	vivek.chandra@religare.com
Himanshu Gupta	himanshu.gupta1@religare.com

Before you use this research report, please ensure to go through the disclosure interalia as required under Securities and Exchange Board of India (Research Analysts) Regulations, 2014 and Research Disclaimer at the following link: www.religareonline.com/disclaimer

Specific analyst(s) specific disclosure(s) inter-alia as required under Securities and Exchange Board of India (Research Analysts) Regulations, 2014 is/are as under:

S.No.	Statement	Answer	
		Tick Appropriate	
		Yes	No
1.	I/we or any of my/our relative has any financial interest in the subject company? (If answer is yes, nature of interest is given below this table)		No
2.	I/we or any of my/our relatives, have actual/beneficial ownership of one per cent. or more securities of the subject company, at the end of the month immediately preceding the date of the research report or date of the public appearance?		No
3.	I/we or any of my/our relative, has any other material conflict of interest at the time of publication of the research report or at the time of the public appearance?		
4.	I/we have received any compensation from the subject company in the past twelve months?		No
5.	I/we have managed or co-managed public offering of securities for the subject company in the past twelve months?		No
6.	I/we have received any compensation for brokerage services from the subject company in the past twelve months?		No
7.	I/we have received any compensation or other benefits from the subject company or third party in connection with the research report?		No
8.	I/we have served as an officer, director or employee of the subject company?		No
9.	I/we have been engaged in market making activity for the subject company?		No

2014 is/are as under:

Statements of ownership and material conflicts of interest, compensation – Research Analyst (RA)
Nature of Interest [If answer to f (a) above conflicts is Yes
…….....]

Name(s) with Signature(s) of RA(s).

[Please note that only in case of multiple RAs and if the answers differ inter-se between the RAs, then RA specific answer with respect to

Copyright: This document vests exclusively with RBL. This information should not be reproduced or redistributed or passed on directly or indirectly in any form to any other person or published, copied, in whole or in part, for any purpose, without prior written permission from RBL. We do not guarantee the integrity of any emails or attached files and are not responsible for any changes made to them by any other person.