

Market Outlook

Nifty 50 closed above 23650 after extending gains for 6th session with increase in its OI which suggests long buildups. The India VIX ended at 13.70. The Advance-Decline Ratio is 4, indicating a Bullish trend. Derivatives data suggests Sideways to Positive sentiments in the market for monthly expiry, with increasing open interest on the Put side for ATM options.

Key Indices Update

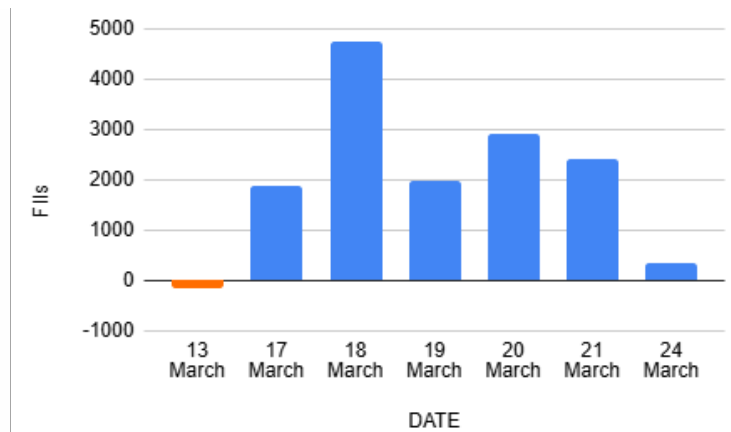
INDEX	CLOSE	CHANGE (%)
NIFTY	23658.35	1.31
SENSEX	77984.38	1.40
BANKNIFTY	51704.95	2.19
SMALLCAP	16363.70	1.10

FIIs STATISTICS

FIIs F&O Data

Sector	Buy/Sell	Change in OI
Index Futures	340.95	0.59%
Index Options	-19312.61	18.07%
Stock Futures	941.97	-0.06%
Stock Options	1831.08	2.68%

FIIs Activity in Index Future



Amt in Crores

FIIs & DIIs Cash Segment (Rs. In Crore)

Category	Amount	MTD	YTD
FII	3055.76	-10806	-151896
DII	98.54	30889	171225

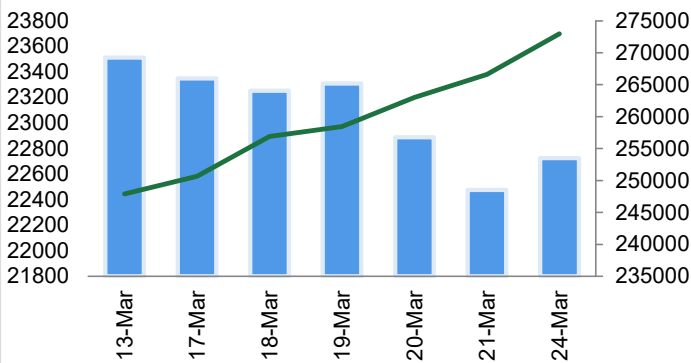
NIFTY 50 HIGH DELIVERY STOCKS

SYMBOL	DELIVERABLE QTY	CHG IN DLY RATIO VS PREV DAY	% CHG IN TRD QTY OVER PREV DAY
TATASTEEL	19164089	-5.1	-37.16
BEL	18535752	1.42	-28.3
NTPC	15480572	-7.36	-32.46
RELIANCE	15093135	-3.26	-6.8
POWERGRID	13367759	-6.49	-23.21
ITC	9532216	-5.64	-43.24
INDUSINDBK	9270544	2.56	2.7
ICICIBANK	6262107	-14.21	-84.54
BPCL	6255049	-6.45	-56.53
ONGC	5849880	0.15	-63.92

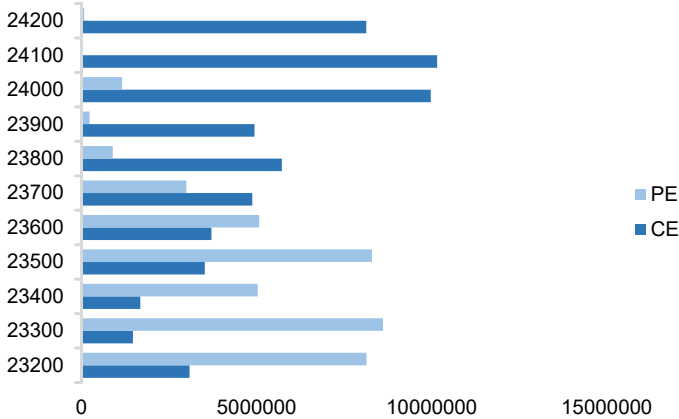
NIFTY

Nifty	23699.35
OI (In contracts)	253500
CHANGE IN OI (%)	2.00
PRICE CHANGE (%)	1.40
IMPLICATION	LONG BUILDUP

NIFTY (CLOSE VS OI)



NIFTY OPTION CHAIN



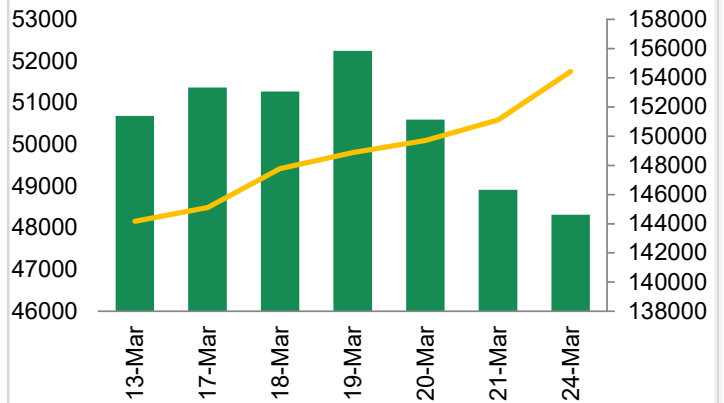
Long Build Up

Symbol	Price	Price %	OI	OI %
APOLLOTYRE	433.9	2.0	7664	13.6
MANAPPURAM	240.69	3.0	16204	9.1
MPHASIS	2486.45	2.4	17152	8.4
DIXON	14609.9	4.0	26260	7.2
SYNGENE	718	0.3	6852	7.0

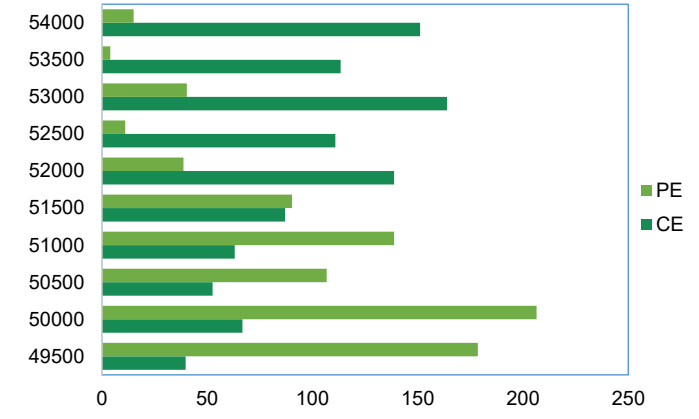
BANKNIFTY

Banknifty	51753.90
OI (In lakhs)	144623
CHANGE IN OI (%)	-1.20
PRICE CHANGE (%)	2.30
IMPLICATION	SHORT COVERING

BANKNIFTY (CLOSE VS OI)



BANKNIFTY OPTION CHAIN



Short Build Up

Symbol	Price	Price %	OI	OI %
JSL	592.65	-5.2	9270	15.1
TIINDIA	2859	-0.5	11007	11.4
DELHIVERY	259.9	-1.4	6276	7.7
CGPOWER	634.55	-1.1	12823	7.5
SRF	3000.95	-1.0	11109	6.7

Top 10 High PCR Ratio Stocks

SCRIP	PUT	CALL	P/C RATIO
KOTAKBANK	17384400	11797200	1.47
GLENMARK	2367950	1617850	1.46
BHEL	40041750	27520500	1.45
ICICIBANK	34866300	24262000	1.44
UNIONBANK	21567450	15717600	1.37
ALKEM	251000	195600	1.28
NESTLEIND	1891000	1496400	1.26
HCLTECH	6144600	4960200	1.24
BANKBARODA	44977725	36977850	1.22
BEL	66826800	54799800	1.22

Top 10 Low PCR Ratio Stocks

SCRIP	PUT	CALL	P/C RATIO
NCC	8812875	23575550	0.37
KEI	1607100	4229700	0.38
IDEA	514080000	1247160000	0.41
IREDA	14877000	31032900	0.48
WIPRO	39546000	81015000	0.49
ASTRAL	1300648	2581845	0.5
INDUSINDBK	20042500	39759000	0.5
CYIENT	731100	1443000	0.51
LTTS	339400	659500	0.51
ATGL	1853800	3559575	0.52

NIFTY 50 SUPPORT-RESISTANCE LEVELS

SYMBOL	R1	R2	PP	S1	S2
ADANIENT	2394	2415	2376	2355	2337
ADANIPTS	1215	1228	1200	1188	1172
APOLLOHOSP	6666	6726	6630	6570	6534
ASIANPAINT	2330	2340	2317	2307	2293
AXISBANK	1110	1123	1091	1079	1060
BAJAJ-AUTO	8180	8247	8123	8056	7999
BAJAJFINSV	1911	1930	1878	1859	1825
BAJFINANCE	9162	9233	9044	8974	8856
BEL	306	310	302	298	293
BHARTIARTL	1732	1745	1725	1713	1705
BPCL	284	287	281	278	275
BRITANNIA	4842	4878	4809	4774	4740
CIPLA	1535	1546	1526	1515	1506
COALINDIA	410	413	408	404	402
DRREDDY	1215	1225	1201	1192	1177
EICHERMOT	5490	5550	5399	5339	5248
GRASIM	2550	2584	2512	2478	2441
HCLTECH	1621	1640	1591	1572	1542
HDFCBANK	1811	1822	1793	1782	1765
HDFCLIFE	687	693	681	675	669
HEROMO-TOCO	3678	3723	3631	3586	3539
HINDALCO	707	712	701	696	690
HINDUNILVR	2267	2280	2254	2241	2228
ICICIBANK	1373	1386	1358	1345	1331
INDUSINDBK	687	702	678	663	654

SYMBOL	R1	R2	PP	S1	S2
INFY	1611	1627	1593	1577	1558
ITC	415	418	410	407	402
JSWSTEEL	1069	1078	1062	1053	1046
KOTAKBANK	2207	2240	2146	2113	2052
LT	3514	3551	3477	3440	3403
M&M	2835	2892	2770	2712	2648
MARUTI	12012	12118	11872	11766	11626
NESTLEIND	2283	2298	2271	2257	2245
NTPC	371	376	362	357	348
ONGC	246	247	244	242	241
POWERGRID	295	299	290	286	281
RELIANCE	1309	1318	1296	1287	1274
SBILIFE	1586	1603	1564	1547	1526
SBIN	790	799	773	763	746
SHRIRAMFIN	693	703	684	674	666
SUNPHARMA	1809	1834	1793	1768	1752
TATACONSUM	980	989	969	960	949
TATAMOTORS	720	727	711	704	694
TATASTEEL	159	160	158	157	156
TCS	3661	3694	3616	3583	3537
TECHM	1479	1500	1446	1426	1393
TITAN	3150	3221	3111	3040	3001
TRENT	5133	5203	5094	5023	4984
ULTRACEMCO	11144	11224	11007	10927	10791
WIPRO	272	275	268	265	262

Disclaimer

Before you use this research report, please ensure to go through the disclosure inter-alia as required under Securities and Exchange Board of India (Research Analysts) Regulations, 2014 and Research Disclaimer at the following link: <https://www.religareonline.com/disclaimer>

Specific analyst(s) specific disclosure(s) inter-alia as required under Securities and Exchange Board of India (Research Analysts) Regulations, 2014 is/are as under:

Statements on ownership and material conflicts of interest, compensation– Research Analyst (RA) [Please note that only in case of multiple RAs, if in the event answers differ inter-se between the RAs, then RA specific answer with respect to questions under F(a) to F(j) below, are given separately]:

S. No.	Statement	Answer	
		Yes	No
	I/we or any of my/our relative has any financial interest in the subject company? [if answer is yes, nature of Interest is given below this table]		No
	I/we or any of my/our relatives, have actual/beneficial ownership of one percent. or more securities of the subject company, at the end of the month immediately preceding the date of publication of the research report or date of the public appearance?		No
	I/we or any of my/our relative, has any other material conflict of interest at the time of publication of the research report or at the time of public appearance?		No
	I/we have received any compensation from the subject company in the past twelve months?		No
	I/we have managed or co-managed public offering of securities for the subject company in the past twelve months?		No
	I/we have received any compensation for brokerage services from the subject company in the past twelve months?		No
	I/we have received any compensation for products or services other than brokerage services from the subject company in the past twelve months?		No
	I/we have received any compensation or other benefits from the subject company or third party in connection with the research report?		No
	I/we have served as an officer, director or employee of the subject company?		No
	I/we have been engaged in market making activity for the subject company?		No

Nature of Interest if answer to F(a) above is Yes:

..... Name(s) with Signature(s) of RA(s).

[Please note that only in case of multiple RAs and if the answers differ inter-se between the RAs, then RA specific answer with respect to questions under F(a) to F(j) above, are given below]

SS. No.	Name(s) of RA.	Signatures of RA	Serial Question of question which the signing RA needs to make a separate declaration / answer	Yes	No

Copyright in this document vests exclusively with RBL. This information should not be reproduced or redistributed or passed on directly or indirectly in any form to any other person or published, copied, in whole or in part, for any purpose, without prior written permission from RBL. We do not guarantee the integrity of any emails or attached files and are not responsible for any changes made to them by any other person.

No representations are being made about the performance or activities unless accompanied by data regarding performance, disclosures of all the risk factors, etc. and disclaimer that "Such representations are not indicative of future results

Name	Email ID	Designation
Vishvajeet Singh	vishvajeet.singh1@religare.com	Research Analyst