



Daily *Derivatives*

29 May, 2026

DERIVATIVES

Key Indices

| Index | Close | Changes (%) |
|-----------|----------|-------------|
| NIFTY | 23907.15 | -0.03 |
| SENSEX | 75867.80 | -0.19 |
| BANKNIFTY | 54853.85 | -0.43 |
| INDIA VIX | 14.98 | -7.13 |

Market Outlook

The Indian benchmark indices remained subdued amid mixed global cues. On the intraday charts, the NIFTY index oscillated within a narrow range for most of the session and eventually settled on a flat note, reflecting a lack of directional momentum. On the derivatives front, fresh Call writing was witnessed at the 24,000 strike, while fresh Put writing emerged at the 23,900 strike, indicating a continued consolidation range in the near term. Overall, the market continues to follow a non-trending and range-bound approach.



**TRADE IDEA OF THE DAY -
LT BULL PUT SPREAD**

**SELL 30 JUN 4000 PUT
BUY 30 JUN 3800 PUT**

| | |
|-------------|---------|
| Entry Range | 45 – 50 |
| Target | 5 |
| Stop Loss | 80 |

Rationale

- On the daily chart LT witnessed a steady recovery from lower levels and is now trading above its key moving averages of 20-DEMA and 50-DEMA zone, indicating improving price structure with a bullish traction for the upcoming sessions.
- Momentum indicators are showing early signs of strength, as RSI has moved above the 50 mark while MACD histogram witnessed a bullish crossover on the daily timeframe, suggesting gradual improvement in bullish momentum.
- On the downside, the 3950 zone is aligned with the 50-DEMA and expected to act as an immediate support area, where any dip may attract fresh buying interest from market participants.
- Overall, as long as the stock sustains above the crucial 4000 mark, the broader bias is likely to remain sideways to bullish, with potential upside towards the 4150-4200 zone in the near term.



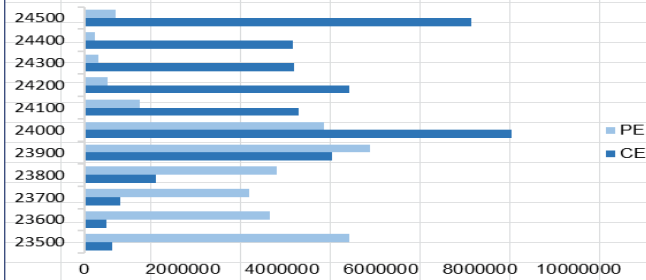
NIFTY

| | |
|------------------|----------|
| Nifty | 24006.20 |
| OI (In Lots) | 229613 |
| CHANGE IN OI (%) | 3.16 |
| PRICE CHANGE (%) | 0.11 |

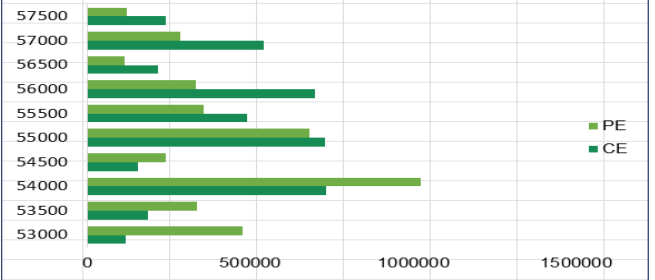
BANKNIFTY

| | |
|------------------|----------|
| Nifty | 55230.00 |
| OI (In Lots) | 85357 |
| CHANGE IN OI (%) | 6.09 |
| PRICE CHANGE (%) | -0.41 |

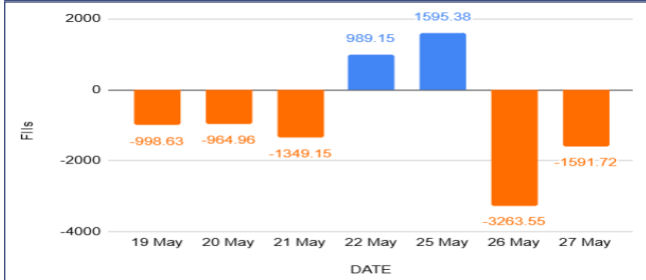
NIFTY OI



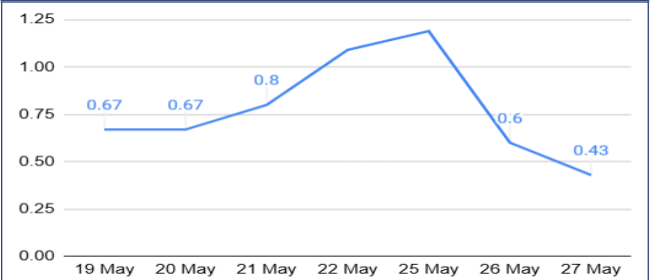
BANKNIFTY OI



FII's Activity Index Futures



FII's Long Short Ratio



Long Buildup

| Name | LTP | % Change | OI (Lots) | % OI Change |
|-----------|--------|----------|-----------|-------------|
| COALINDIA | 460 | 0.76 | 69427 | 65.93 |
| EXIDEIND | 398 | 8.11 | 14762 | 27.78 |
| JSWENERGY | 607.8 | 5.06 | 24895 | 13.73 |
| MOTHERSON | 143.44 | 4.90 | 26218 | 9.98 |

Short Buildup

| Name | LTP | % Change | OI (Lots) | % OI Change |
|------------|------|----------|-----------|-------------|
| BDL | 1274 | -3.82 | 11058 | 21.57 |
| COCHINSHIP | 1524 | -0.72 | 8378 | 11.06 |
| LICI | 832 | -3.40 | 15287 | 8.63 |
| MCX | 3172 | -4.50 | 17790 | 8.25 |

Breakout Stocks (1 Month High)

| Name | LTP | % Change | 22 DAY HIGH |
|------------|--------|----------|-------------|
| CUMMINSIND | 6062 | 11.7 | 5480 |
| CGPOWER | 941.3 | 7.08 | 889 |
| ADANIENSOL | 1550.2 | 6.51 | 1484.5 |
| EXIDEIND | 397.55 | 8.59 | 381.75 |

Breakdown Stocks (1 Month Low)

| Name | LTP | % Change | 22 DAY LOW |
|-------|--------|----------|------------|
| RVNL | 250.65 | -3.35 | 258.1 |
| ITC | 293.6 | -2.41 | 300.05 |
| WIPRO | 181.54 | -10.98 | 184.3 |
| ONGC | 275.4 | -4.51 | 278.7 |

NIFTY 50 - STOCKS KEY LEVELS

| SYMBOL | R1* | R2* | LTP* | S1* | S2* |
|------------|-------|-------|---------|-------|-------|
| ADANIANT | 3019 | 3065 | 2973.1 | 2936 | 2898 |
| ADANIPTS | 1842 | 1859 | 1824.5 | 1809 | 1793 |
| APOLLOHOSP | 8328 | 8384 | 8272.5 | 8193 | 8114 |
| ASIANPAINT | 2694 | 2715 | 2671.9 | 2646 | 2620 |
| AXISBANK | 1315 | 1325 | 1304.1 | 1293 | 1283 |
| BAJAJ-AUTO | 10902 | 10995 | 10808.5 | 10648 | 10487 |
| BAJAJFINSV | 1818 | 1827 | 1809.1 | 1797 | 1785 |
| BAJFINANCE | 937 | 943 | 931.15 | 924 | 917 |
| BEL | 422 | 425 | 419.1 | 416 | 413 |
| BHARTIARTL | 1868 | 1883 | 1852.2 | 1839 | 1825 |
| CIPLA | 1428 | 1438 | 1418.2 | 1412 | 1406 |
| COALINDIA | 478 | 493 | 463.05 | 438 | 413 |
| DRREDDY | 1338 | 1358 | 1319 | 1308 | 1297 |
| EICHERMOT | 7460 | 7502 | 7419 | 7346 | 7274 |
| ETERNAL | 260 | 263 | 256.51 | 252 | 248 |
| GRASIM | 3192 | 3215 | 3170 | 3153 | 3136 |
| HCLTECH | 1172 | 1179 | 1165.2 | 1156 | 1147 |
| HDFCBANK | 769 | 780 | 758.65 | 752 | 746 |
| HDFCLIFE | 617 | 624 | 609.6 | 606 | 601 |
| HINDALCO | 1163 | 1176 | 1149.7 | 1127 | 1105 |
| HINDUNILVR | 2213 | 2228 | 2198.4 | 2185 | 2172 |
| ICICIBANK | 1289 | 1304 | 1272.7 | 1262 | 1251 |
| INDIGO | 4632 | 4694 | 4570 | 4469 | 4368 |
| INFY | 1166 | 1173 | 1159.9 | 1154 | 1148 |
| ITC | 295 | 298 | 291.95 | 290 | 288 |

*R1 - Resistance 1 | *R2 - Resistance 2 | *LTP – Last Traded Price | *S1 - Support 1 | *S2 - Support 2

NIFTY 50 - STOCKS KEY LEVELS

| SYMBOL | R1* | R2* | LTP* | S1* | S2* |
|------------|-------|-------|--------|-------|-------|
| JIOFIN | 244 | 246 | 242.89 | 241 | 239 |
| JSWSTEEL | 1327 | 1344 | 1309.3 | 1294 | 1278 |
| KOTAKBANK | 391 | 392 | 388.7 | 387 | 385 |
| LT | 4072 | 4097 | 4047.5 | 4020 | 3993 |
| M&M | 3141 | 3160 | 3121.6 | 3103 | 3085 |
| MARUTI | 13487 | 13609 | 13364 | 13172 | 12979 |
| MAXHEALTH | 1002 | 1011 | 993.45 | 982 | 971 |
| NESTLEIND | 1440 | 1452 | 1427.5 | 1419 | 1411 |
| NTPC | 404 | 410 | 398.15 | 391 | 384 |
| ONGC | 281 | 289 | 274.05 | 270 | 265 |
| POWERGRID | 304 | 307 | 300.15 | 294 | 289 |
| RELIANCE | 1358 | 1366 | 1350.5 | 1346 | 1341 |
| SBILIFE | 1882 | 1900 | 1864.5 | 1854 | 1843 |
| SBIN | 974 | 979 | 967.8 | 964 | 961 |
| SHRIRAMFIN | 972 | 981 | 963.2 | 951 | 938 |
| SUNPHARMA | 1874 | 1904 | 1844.3 | 1822 | 1800 |
| TATACONSUM | 1214 | 1222 | 1204.6 | 1190 | 1176 |
| TATASTEEL | 219 | 223 | 214.7 | 211 | 207 |
| TCS | 2300 | 2315 | 2284.2 | 2265 | 2246 |
| TECHM | 1473 | 1490 | 1455.6 | 1445 | 1434 |
| TITAN | 4172 | 4205 | 4137.9 | 4098 | 4057 |
| TMPV | 409 | 417 | 400.95 | 388 | 376 |
| TRENT | 4284 | 4319 | 4248.6 | 4217 | 4185 |
| ULTRACEMCO | 11759 | 11829 | 11689 | 11610 | 11531 |
| WIPRO | 205 | 208 | 201.58 | 199 | 197 |

*R1 - Resistance 1 | *R2 - Resistance 2 | *LTP – Last Traded Price | *S1 - Support 1 | *S2 - Support 2

Our Research Team

| Name | Email ID |
|-------------------|--|
| Ajit Mishra | ajit.mishra@religare.com |
| Abhijeet Banerjee | abhijeet.banerjee@religare.com |
| Gaurav Sharma | gauravsharma2@religare.com |
| Ashwani Harit | ashwani.harit@religare.com |
| Divya Parmar | divya.parmar@religare.com |
| Rajan Gupta | rajan.gupta1@religare.com |
| Vivek Chandra | vivek.chandra@religare.com |
| Himanshu Gupta | himanshu.gupta1@religare.com |

Before you use this research report, please ensure to go through the disclosure interalia as required under Securities and Exchange Board of India (Research Analysts) Regulations, 2014 and Research Disclaimer at the following link: www.religareonline.com/disclaimer

Specific analyst(s) specific disclosure(s) inter-alia as required under Securities and Exchange Board of India (Research Analysts) Regulations, 2014 is/are as under:

| S.No. | Statement | Answer | |
|-------|---|------------------|----|
| | | Tick Appropriate | |
| | | Yes | No |
| 1. | I/we or any of my/our relative has any financial interest in the subject company? (If answer is yes, nature of interest is given below this table) | | No |
| 2. | I/we or any of my/our relatives, have actual/beneficial ownership of one per cent. or more securities of the subject company, at the end of the month immediately preceding the date of the research report or date of the public appearance? | | No |
| 3. | I/we or any of my/our relative, has any other material conflict of interest at the time of publication of the research report or at the time of the public appearance? | | |
| 4. | I/we have received any compensation from the subject company in the past twelve months? | | No |
| 5. | I/we have managed or co-managed public offering of securities for the subject company in the past twelve months? | | No |
| 6. | I/we have received any compensation for brokerage services from the subject company in the past twelve months? | | No |
| 7. | I/we have received any compensation or other benefits from the subject company or third party in connection with the research report? | | No |
| 8. | I/we have served as an officer, director or employee of the subject company? | | No |
| 9. | I/we have been engaged in market making activity for the subject company? | | No |

2014 is/are as under:

Statements of ownership and material conflicts of interest, compensation – Research Analyst (RA)

Nature of Interest [If answer to f (a) above conflicts is Yes

.....]

Name(s) with Signature(s) of RA(s).

[Please note that only in case of multiple RAs and if the answers differ inter-se between the RAs, then RA specific answer with respect to

Copyright: This document vests exclusively with RBL. This information should not be reproduced or redistributed or passed on directly or indirectly in any form to any other person or published, copied, in whole or in part, for any purpose, without prior written permission from RBL. We do not guarantee the integrity of any emails or attached files and are not responsible for any changes made to them by any other person.