



# *Daily* *Derivatives*

*29 April, 2026*

DERIVATIVES

**Key Indices**

Index	Close	Changes (%)
NIFTY	23995.70	-0.40
SENSEX	76886.91	-0.54
BANKNIFTY	55400.35	-1.54
INDIA VIX	18.04	-1.80

**Market Outlook**

The Nifty index witnessed a negative session on the monthly expiry day, facing rejection near the 24,200 zone, which aligned with the key 50-DEMA. The index eventually settled below the 24,000 mark, indicating persistent selling pressure at higher levels. On the derivatives front, the upcoming weekly expiry data of the May series saw fresh call writing at the 24,200 and 24,500 strikes, suggesting a strong and immediate resistance zone. On the downside, notable put writing was observed at the 23,600 and 23,500 strikes, indicating a near-term support. Overall, the Nifty index appears to be trading in a sideways range with a cautious undertone. A sustained failure to reclaim the 24,200 level could keep the index under pressure and lead to further downside in the near term.



**TRADE IDEA OF THE DAY -  
MAHINDRA & MAHINDRA**

**BUY 26 MAY 3080 PUT**

Entry Range	110-115
Target Range	155
Stop Loss	85

**Rationale**

- On the daily chart M&M faces rejection near its 20-DEMA, reflecting sustained selling pressure and lack of bullish strength. Recent pullbacks appear weak and are getting sold into, indicating continuation of the bearish momentum.
- Recent price action shows a pattern of lower highs and lower lows on the daily chart, reinforcing the negative structure. The inability to reclaim the 3150 zone suggests strong overhead resistance.
- RSI is hovering near the 40 mark, indicating weak momentum, while MACD histogram witnessed a bearish crossover and traded in a negative territory.
- A breakdown below the 3000 support zone could trigger fresh selling, potentially dragging the stock towards 2900 levels in the near term.



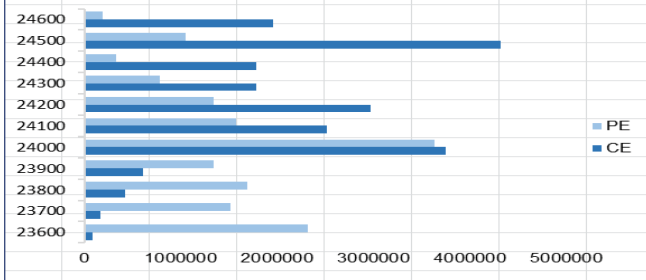
**NIFTY**

Nifty	24081.10
OI (In Lots)	227776
CHANGE IN OI (%)	22.46
PRICE CHANGE (%)	-0.53

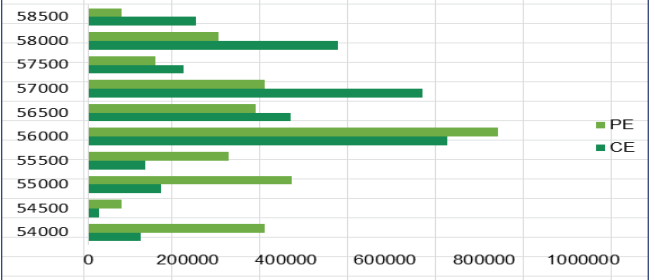
**BANKNIFTY**

Nifty	55800.00
OI (In Lots)	64775
CHANGE IN OI (%)	34.68
PRICE CHANGE (%)	-1.43

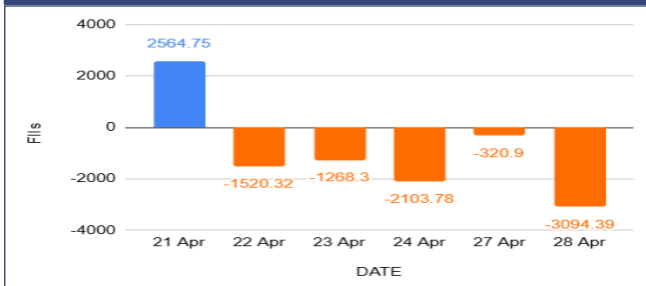
**NIFTY OI**



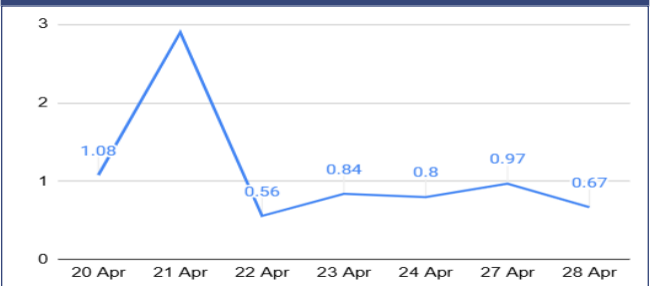
**BANKNIFTY OI**



**FII's Activity Index Futures**



**FII's Long Short Ratio**



**Long Buildup**

Name	LTP	% Change	OI (Lots)	% OI Change
OIL	501.35	4.67	13422	36.06
ETERNAL	261.4	1.67	78392	33.01
WAAREEENER	3477.1	2.81	29891	32.11
ONGC	302.4	5.27	38976	28.91

**Short Buildup**

Name	LTP	% Change	OI (Lots)	% OI Change
SAMMAANCAP	144	-0.37	23369	57.63
TATACONSUM	1151.5	-1.27	14455	41.04
PNB	112.05	-2.19	30807	31.58
INOXWIND	103.84	-0.97	25765	28.11

**Breakout Stocks (1 Month High)**

Name	LTP	% Change	22 DAY HIGH
ADANIENT	2410.8	3.62	2340.3
ONGC	300.5	5.18	293.25
IDEA	9.95	2.68	9.75
BSE	3635.9	2.81	3570

**Breakdown Stocks (1 Month Low)**

Name	LTP	% Change	22 DAY LOW
INFY	1151.5	-2.03	1156.5
-	-	-	-
-	-	-	-
-	-	-	-

## NIFTY 50 - STOCKS KEY LEVELS

SYMBOL	R1*	R2*	LTP*	S1*	S2*
ADANIANT	2448	2484	2412.4	2349	2285
ADANIPTS	1649	1660	1637.6	1625	1613
APOLLOHOSP	7851	7948	7753	7683	7613
ASIANPAINT	2489	2515	2462.6	2446	2430
AXISBANK	1312	1335	1289	1276	1263
BAJAJ-AUTO	9614	9732	9495.5	9426	9357
BAJAJFINSV	1794	1809	1779	1761	1743
BAJFINANCE	931	938	923.65	915	907
BEL	440	444	435.75	433	429
BHARTIARTL	1860	1876	1843.8	1820	1797
CIPLA	1323	1339	1306.5	1293	1280
COALINDIA	475	483	467	458	448
DRREDDY	1373	1390	1354.6	1332	1309
EICHERMOT	7199	7327	7071.5	6998	6925
ETERNAL	261	268	253.07	245	237
GRASIM	2830	2877	2783	2754	2725
HCLTECH	1222	1247	1196	1181	1167
HDFCBANK	792	801	782.55	776	769
HDFCLIFE	596	603	590.15	586	582
HINDALCO	1084	1094	1074.3	1060	1045
HINDUNILVR	2322	2355	2289.5	2269	2248
ICICIBANK	1311	1330	1292	1280	1268
INDIGO	4520	4597	4442.4	4393	4344
INFY	1164	1177	1152.1	1145	1138
ITC	306	308	304.45	303	301

\*R1 - Resistance 1 | \*R2 - Resistance 2 | \*LTP – Last Traded Price | \*S1 - Support 1 | \*S2 - Support 2

## NIFTY 50 - STOCKS KEY LEVELS

SYMBOL	R1*	R2*	LTP*	S1*	S2*
JIOFIN	255	259	250.81	248	246
JSWSTEEL	1300	1319	1281.6	1269	1257
KOTAKBANK	383	389	377.95	372	366
LT	4076	4114	4037.7	4012	3986
M&M	3130	3171	3088.1	3061	3033
MARUTI	13190	13488	12892	12711	12530
MAXHEALTH	1015	1025	1004.75	998	991
NESTLEIND	1456	1473	1440	1412	1385
NTPC	412	417	406.85	404	401
ONGC	307	313	301.3	291	280
POWERGRID	322	325	319	317	315
RELIANCE	1404	1419	1388.9	1366	1342
SBILIFE	1822	1836	1808.3	1797	1785
SBIN	1105	1118	1091.3	1083	1076
SHRIRAMFIN	972	991	953.25	942	930
SUNPHARMA	1769	1791	1747.3	1720	1692
TATACONSUM	1157	1166	1147.7	1141	1135
TATASTEEL	218	221	215.05	212	209
TCS	2479	2513	2444.7	2419	2393
TECHM	1420	1431	1408.1	1390	1372
TITAN	4463	4509	4417	4383	4350
TMPV	355	359	350.8	348	345
TRENT	4282	4310	4253.9	4214	4174
ULTRACEMCO	12136	12455	11817	11644	11471
WIPRO	205	207	201.58	200	198

\*R1 - Resistance 1 | \*R2 - Resistance 2 | \*LTP – Last Traded Price | \*S1 - Support 1 | \*S2 - Support 2

### Our Research Team

Name	Email ID
Ajit Mishra	<a href="mailto:ajit.mishra@religare.com">ajit.mishra@religare.com</a>
Abhijeet Banerjee	<a href="mailto:abhijeet.banerjee@religare.com">abhijeet.banerjee@religare.com</a>
Gaurav Sharma	<a href="mailto:gauravsharma2@religare.com">gauravsharma2@religare.com</a>
Ashwani Harit	<a href="mailto:ashwani.harit@religare.com">ashwani.harit@religare.com</a>
Divya Parmar	<a href="mailto:divya.parmar@religare.com">divya.parmar@religare.com</a>
Rajan Gupta	<a href="mailto:rajan.gupta1@religare.com">rajan.gupta1@religare.com</a>
Vivek Chandra	<a href="mailto:vivek.chandra@religare.com">vivek.chandra@religare.com</a>
Himanshu Gupta	<a href="mailto:himanshu.gupta1@religare.com">himanshu.gupta1@religare.com</a>

Before you use this research report, please ensure to go through the disclosure interalia as required under Securities and Exchange Board of India (Research Analysts) Regulations, 2014 and Research Disclaimer at the following link: [www.religareonline.com/disclaimer](http://www.religareonline.com/disclaimer)

Specific analyst(s) specific disclosure(s) inter-alia as required under Securities and Exchange Board of India (Research Analysts) Regulations, 2014 is/are as under:

S.No.	Statement	Answer	
		Tick Appropriate	
		Yes	No
1.	I/we or any of my/our relative has any financial interest in the subject company? (If answer is yes, nature of interest is given below this table)		No
2.	I/we or any of my/our relatives, have actual/beneficial ownership of one per cent. or more securities of the subject company, at the end of the month immediately preceding the date of the research report or date of the public appearance?		No
3.	I/we or any of my/our relative, has any other material conflict of interest at the time of publication of the research report or at the time of the public appearance?		
4.	I/we have received any compensation from the subject company in the past twelve months?		No
5.	I/we have managed or co-managed public offering of securities for the subject company in the past twelve months?		No
6.	I/we have received any compensation for brokerage services from the subject company in the past twelve months?		No
7.	I/we have received any compensation or other benefits from the subject company or third party in connection with the research report?		No
8.	I/we have served as an officer, director or employee of the subject company?		No
9.	I/we have been engaged in market making activity for the subject company?		No

2014 is/are as under:

Statements of ownership and material conflicts of interest, compensation – Research Analyst (RA)

Nature of Interest [If answer to f (a) above conflicts is Yes

.....]

Name(s) with Signature(s) of RA(s).

[Please note that only in case of multiple RAs and if the answers differ inter-se between the RAs, then RA specific answer with respect to

**Copyright:** This document vests exclusively with RBL. This information should not be reproduced or redistributed or passed on directly or indirectly in any form to any other person or published, copied, in whole or in part, for any purpose, without prior written permission from RBL. We do not guarantee the integrity of any emails or attached files and are not responsible for any changes made to them by any other person.