

Market Outlook

Nifty 50 closed above 23500 and settled the month with gains of more than 6%. The India VIX ended at 12.71. The Advance-Delay Ratio is 0.78, indicating a neutral trend. Derivatives data suggests Sideways sentiments in the market for first expiry of April, and likely to close within 400 pts as we witness reduction in ATM Call and Put options OI aimed tariffs update due on 2nd April.

Key Indices Update

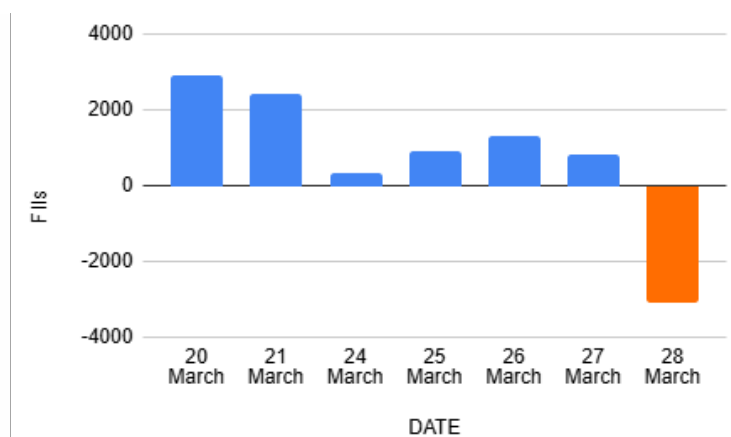
INDEX	CLOSE	CHANGE (%)
NIFTY	23519.35	-0.31
SENSEX	77414.92	-0.25
BANKNIFTY	51564.85	-0.02
SMALLCAP	16095.70	-0.15

FII STATISTICS

FII F&O Data

Sector	Buy/Sell	Change in OI
Index Futures	-3116.07	8.54%
Index Options	-19547.15	57.54%
Stock Futures	-2337.47	0.55%
Stock Options	-3018.61	63.40%

FII Activity in Index Future



FII & DII Cash Segment (Rs. In Crore)

Category	Amount	MTD	YTD
FII	-4352.82	3565	-137525
DII	7646.49	37588	177924

Amt in Crores

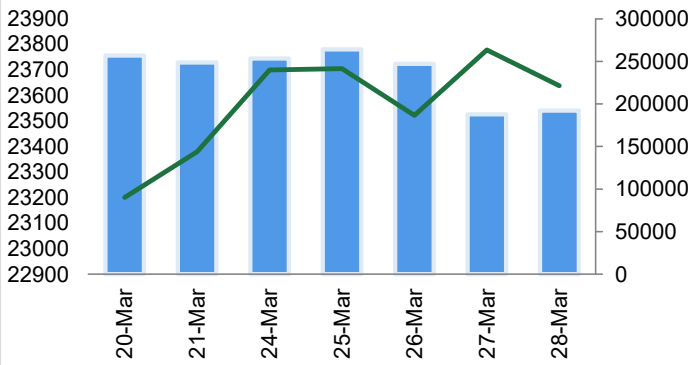
NIFTY 50 HIGH DELIVERY STOCKS

SYMBOL	DELIVERABLE QTY	CHG IN DLY RATIO VS PREV DAY	% CHG IN TRD QTY OVER PREV DAY
TATASTEEL	14147410	-5.12	-5.09
HDFCBANK	10330293	0.67	-30.93
RELIANCE	9848533	-11.57	20.75
ITC	7634889	-12.19	-30.36
POWERGRID	6709693	-9.05	-70.88
NTPC	6638867	-0.89	-70.14
ICICIBANK	5424044	0.89	-45.29
INFY	4152763	-0.53	-27.87
SHRIRAMFIN	3957535	0.37	47.06
SBIN	3881056	-15.77	-51.25

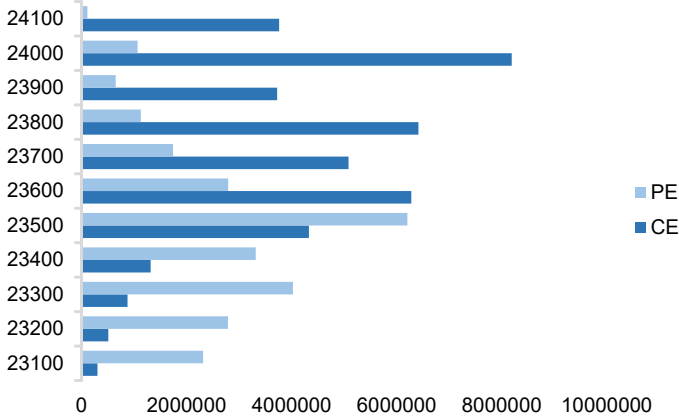
NIFTY

Nifty	23637.65
OI (In contracts)	192346
CHANGE IN OI (%)	2.50
PRICE CHANGE (%)	-0.60
IMPLICATION	SHORT BUILDUP

NIFTY (CLOSE VS OI)



NIFTY OPTION CHAIN



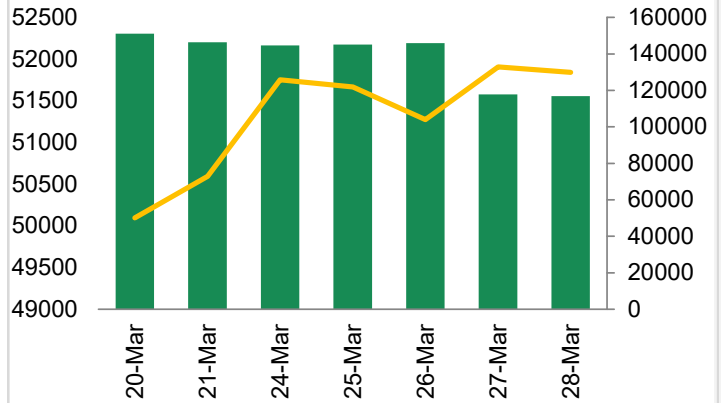
Long Build Up

Symbol	Price	Price %	OI	OI %
NHPC	82.46	0.6	12282	11.5
VOLTAS	1435.65	0.1	34421	10.6
ONGC	247.6	1.6	65813	9.1
MUTHOOTFIN	2395.95	2.0	11825	7.9
NYKAA	177.85	1.7	11318	6.4

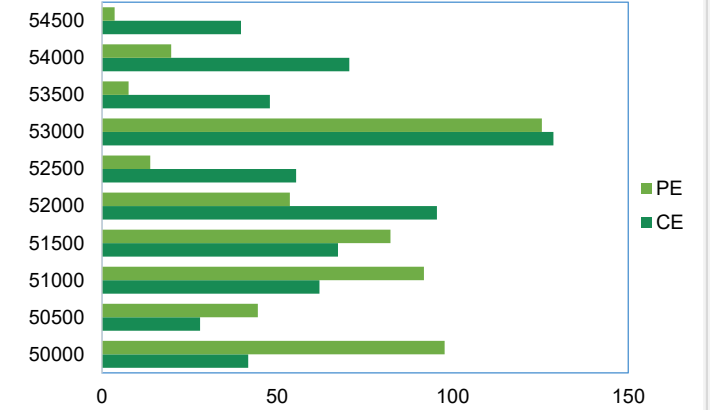
BANKNIFTY

Banknifty	51840.85
OI (In lakhs)	116937
CHANGE IN OI (%)	-0.70
PRICE CHANGE (%)	-0.10
IMPLICATION	LONG UNWINDING

BANKNIFTY (CLOSE VS OI)



BANKNIFTY OPTION CHAIN



Short Build Up

Symbol	Price	Price %	OI	OI %
TATAELXSI	5063.3	-3.9	19043	17.8
ICICIPRULI	565.3	-5.1	19016	13.0
HUDCO	200.58	-0.7	8540	12.7
M&MFIN	282.45	-3.1	9280	10.2
TATATECH	661.9	-2.3	10078	9.9

Top 10 High PCR Ratio Stocks

SCRIP	PUT	CALL	P/C RATIO
ALKEM	71300	49900	1.43
GRANULES	2615000	1850000	1.41
AUBANK	8476000	6168000	1.37
POLICYBZR	856050	696475	1.23
ADANIENT	5814900	4886400	1.19
DEEPAKNTR	635700	533700	1.19
BSE	4050625	3454750	1.17
PEL	918750	786750	1.17
EICHERMOT	737800	633325	1.16
LTIM	777900	672750	1.16

Top 10 Low PCR Ratio Stocks

SCRIP	PUT	CALL	P/C RATIO
HINDZINC	263375	927325	0.28
PAGEIND	7185	25275	0.28
INOXWIND	361200	1193250	0.3
MRF	970	3040	0.32
PNBHOUSING	29900	78000	0.38
TITAGARH	811250	2123750	0.38
IRB	7913000	20120750	0.39
KEI	443550	1137900	0.39
NBCC	3393000	7992400	0.42
CDSL	2544150	5974850	0.43

NIFTY 50 SUPPORT-RESISTANCE LEVELS

SYMBOL	R1	R2	PP	S1	S2
ADANIENT	2392	2445	2360	2307	2275
ADANIPTS	1214	1233	1201	1182	1169
APOLLOHOSP	6742	6811	6629	6559	6447
ASIANPAINT	2384	2409	2365	2340	2321
AXISBANK	1120	1127	1109	1102	1092
BAJAJ-AUTO	8085	8207	7997	7875	7787
BAJAJFINSV	2039	2054	2026	2011	1998
BAJFINANCE	9125	9208	9049	8965	8889
BEL	309	314	306	301	298
BHARTIARTL	1764	1774	1751	1741	1727
CIPLA	1483	1511	1465	1437	1419
COALINDIA	406	411	402	398	393
DRREDDY	1143	1156	1133	1120	1111
EICHERMOT	5454	5500	5415	5369	5330
GRASIM	2661	2684	2645	2622	2607
HCLTECH	1619	1645	1603	1577	1562
HDFCBANK	1844	1859	1829	1815	1800
HDFCLIFE	695	699	690	686	681
HEROMO-TOCO	3831	3895	3790	3726	3685
HINDALCO	701	712	694	682	675
HINDUNILVR	2313	2341	2293	2264	2244
ICICIBANK	1375	1385	1359	1349	1333
INDUSINDBK	675	694	662	642	629
INFY	1605	1626	1592	1570	1557
ITC	418	423	415	410	407

SYMBOL	R1	R2	PP	S1	S2
JIOFIN	234	238	231	228	225
JSWSTEEL	1079	1086	1072	1065	1058
KOTAKBANK	2203	2217	2185	2171	2152
LT	3552	3582	3529	3500	3477
M&M	2753	2809	2707	2651	2605
MARUTI	11818	12026	11663	11455	11300
NESTLEIND	2302	2330	2285	2257	2240
NTPC	367	372	363	358	354
ONGC	255	261	252	246	243
POWERGRID	296	299	294	291	288
RELIANCE	1305	1320	1295	1280	1270
SBILIFE	1579	1593	1567	1553	1541
SBIN	783	791	777	769	763
SHRIRAMFIN	683	701	671	653	641
SUNPHARMA	1761	1771	1744	1734	1717
TATACONSUM	1022	1035	1010	997	984
TATAMOTORS	694	705	682	670	658
TATASTEEL	158	160	157	155	153
TCS	3670	3712	3643	3601	3574
TECHM	1441	1450	1432	1423	1415
TITAN	3135	3174	3108	3070	3043
TRENT	5513	5660	5432	5285	5204
ULTRACEMCO	11788	11931	11695	11552	11459
WIPRO	268	274	264	258	253
ZOMATO	209	215	205	199	195

Disclaimer

Before you use this research report, please ensure to go through the disclosure inter-alia as required under Securities and Exchange Board of India (Research Analysts) Regulations, 2014 and Research Disclaimer at the following link: <https://www.religareonline.com/disclaimer>

Specific analyst(s) specific disclosure(s) inter-alia as required under Securities and Exchange Board of India (Research Analysts) Regulations, 2014 is/are as under:

Statements on ownership and material conflicts of interest, compensation– Research Analyst (RA) [Please note that only in case of multiple RAs, if in the event answers differ inter-se between the RAs, then RA specific answer with respect to questions under F(a) to F(j) below, are given separately]:

S. No.	Statement	Answer	
		Yes	No
	I/we or any of my/our relative has any financial interest in the subject company? [if answer is yes, nature of Interest is given below this table]		No
	I/we or any of my/our relatives, have actual/beneficial ownership of one percent. or more securities of the subject company, at the end of the month immediately preceding the date of publication of the research report or date of the public appearance?		No
	I/we or any of my/our relative, has any other material conflict of interest at the time of publication of the research report or at the time of public appearance?		No
	I/we have received any compensation from the subject company in the past twelve months?		No
	I/we have managed or co-managed public offering of securities for the subject company in the past twelve months?		No
	I/we have received any compensation for brokerage services from the subject company in the past twelve months?		No
	I/we have received any compensation for products or services other than brokerage services from the subject company in the past twelve months?		No
	I/we have received any compensation or other benefits from the subject company or third party in connection with the research report?		No
	I/we have served as an officer, director or employee of the subject company?		No
	I/we have been engaged in market making activity for the subject company?		No

Nature of Interest if answer to F(a) above is Yes:

..... Name(s) with Signature(s) of RA(s).

[Please note that only in case of multiple RAs and if the answers differ inter-se between the RAs, then RA specific answer with respect to questions under F(a) to F(j) above, are given below]

SS. No.	Name(s) of RA.	Signatures of RA	Serial Question of question which the signing RA needs to make a separate declaration / answer	Yes	No

Copyright in this document vests exclusively with RBL. This information should not be reproduced or redistributed or passed on directly or indirectly in any form to any other person or published, copied, in whole or in part, for any purpose, without prior written permission from RBL. We do not guarantee the integrity of any emails or attached files and are not responsible for any changes made to them by any other person.

No representations are being made about the performance or activities unless accompanied by data regarding performance, disclosures of all the risk factors, etc. and disclaimer that "Such representations are not indicative of future results

Name	Email ID	Designation
Vishvajeet Singh	vishvajeet.singh1@religare.com	Research Analyst