



# *Daily Derivatives*

*05 February, 2026*

DERIVATIVES

05 February 2026

# Daily Derivatives

## Key Indices

Index	Close	Changes (%)
NIFTY	25776.00	0.19
SENSEX	83817.69	0.09
BANKNIFTY	60238.15	0.33
INDIA VIX	12.25	-4.98

## Market Outlook

The Nifty index witnessed a lacklustre session, trading within a narrow range of nearly 100 points after the volatility of the initial five minutes. On the daily chart, the index appears to be pausing in the prevailing trend, accompanied by a continued cool down in the volatility index. On the derivatives front, fresh put writing was observed at the 25,700 strike, indicating an immediate support zone, while call writing at the 25,800 strike highlights an overhead resistance. A decisive breakout from this range is likely to determine the next directional move, with a potential extension towards the 26,000 mark on the upside, whereas a breach on the downside could drag the index towards the 25,500 level.



## TRADE IDEA OF THE DAY - TRENT CALL SPREAD

**BUY 24 FEB 3950 CE**  
**SELL 24 FEB 4150 CE**

Entry Range	75-85
Target Range	48
Stop Loss	145



## Rationale

- On the daily timeframe TRENT has reclaimed its key short term moving average of 20-DEMA, indicating a potential trend reversal and strengthening price structure for the near term.
- On the derivative front Long buildup is evident, with price rise supported by increase in open interest, suggesting fresh long positions
- On the daily chart MACD histogram exhibits a bullish crossover or we can say positive convergence, highlighting improving momentum and confirmation of reversal bias.
- 14-Day RSI hovered near the 60 mark, signalling rising strength; sustaining above the EMA may lead to further upside traction and could witness a fresh breakout from the falling trendline resistance near 4150 mark.

05 February 2026

*Daily*  
**Derivatives**

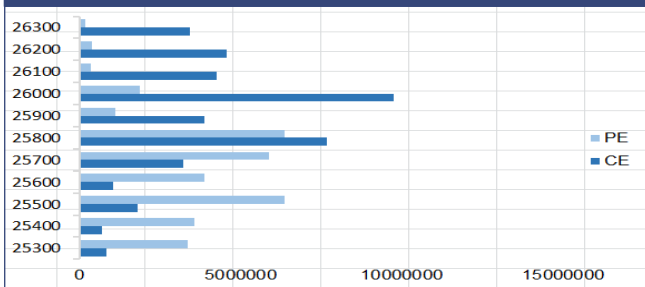
### NIFTY

Nifty	25830.00
OI (In Lots)	244312
CHANGE IN OI (%)	-0.48
PRICE CHANGE (%)	0.05

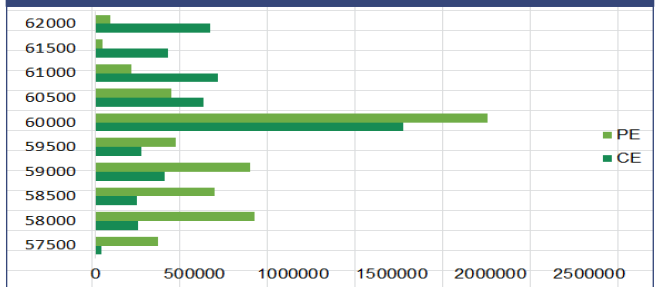
### BANKNIFTY

Nifty	60397.40
OI (In Lots)	50973
CHANGE IN OI (%)	11.46
PRICE CHANGE (%)	0.31

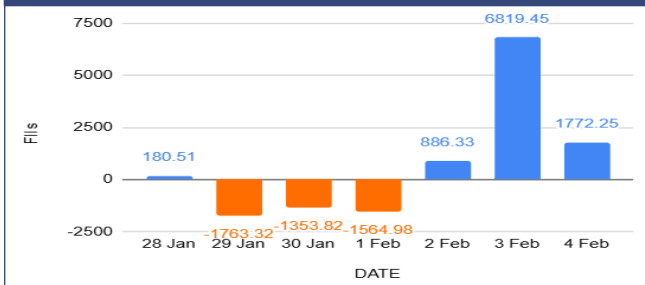
### NIFTY OI



### BANKNIFTY OI



### FIIs Activity Index Futures



### FIIs Long Short Ratio



### Long Buildup

Name	Price	Price %	OI	OI%
OIL	503.55	3.62	15498000	13.87
NHPC	78.01	0.48	85651200	13.00
HDFCAMC	2737	2.37	7126500	12.47
CROMPTON	246.06	5.38	55942200	9.15

### Short Buildup

Name	Price	Price %	OI	OI%
TCS	3013.3	-6.67	23966425	23.42
INFY	1535.9	-7.64	75742800	23.04
POLICYBZR	1445.9	-1.53	8515150	22.24
PERSISTENT	5983	-4.85	2350900	21.04

### Breakout Stocks (1 Month High)

Name	LTP	22 DAY HIGH	%
PFC	414.35	401.2	3.28
IOC	173.58	169.48	2.42
POWERGRID	286.55	281.5	1.79
ADANI PORTS	1570.8	1543.7	1.76

### Breakdown Stocks (1 Month Low)

Name	LTP	22 DAY LOW	%
INFY	1537.9	1586.7	-3.08
TCS	3012.2	3080.8	-2.23
NAUKRI	1192.3	1217	-2.03
POLICYBZR	1446.9	1455.7	-0.6

## NIFTY 50 - STOCKS KEY LEVELS

SYMBOL	R1*	R2*	PP*	S1*	S2*
ADANIENT	2253	2278	2221	2196	2164
ADANIPTS	1591	1613	1550	1527	1486
APOLLOHOSP	7167	7219	7109	7057	6999
ASIANPAINT	2472	2491	2445	2425	2398
AXISBANK	1360	1382	1348	1327	1315
BAJAJ-AUTO	9733	9827	9631	9537	9436
BAJAJFINSV	2040	2060	2012	1992	1965
BAJFINANCE	978	993	961	946	930
BEL	444	448	439	434	429
BHARTIARTL	2041	2056	2020	2005	1983
CIPLA	1336	1345	1326	1317	1307
COALINDIA	441	448	435	428	422
DRREDDY	1249	1258	1240	1231	1221
EICHERMOT	7347	7416	7259	7189	7101
ETERNAL	302	309	287	280	265
GRASIM	2870	2894	2839	2815	2784
HCLTECH	1649	1677	1618	1590	1559
HDFCBANK	958	962	953	948	944
HDFCLIFE	728	734	721	716	709
HINDALCO	972	979	964	957	948
HINDUNILVR	2391	2410	2374	2354	2337
ICICIBANK	1419	1430	1403	1392	1376
INDIGO	4993	5026	4945	4913	4865
INFY	1577	1618	1544	1502	1469
ITC	315	317	313	312	310

\*R1 - Resistance 1 | \*R2 - Resistance 2 | \*PP - Pivot Point | \*S1 - Support 1 | \*S2 - Support 2

05 February 2026

# Daily Derivatives

## NIFTY 50 - STOCKS KEY LEVELS

SYMBOL	R1*	R2*	PP*	S1*	S2*
JIOFIN	271	273	267	265	261
JSWSTEEL	1238	1247	1231	1221	1215
KOTAKBANK	417	422	414	409	406
LT	4124	4160	4070	4034	3980
M&M	3623	3672	3571	3522	3470
MARUTI	15253	15435	14988	14806	14541
MAXHEALTH	1039	1052	1018	1004	983
NESTLEIND	1322	1342	1309	1290	1276
NTPC	371	375	364	360	354
ONGC	272	277	265	260	253
POWERGRID	293	297	288	284	279
RELIANCE	1467	1477	1454	1443	1430
SBILIFE	2061	2080	2028	2009	1977
SBIN	1076	1084	1066	1058	1049
SHRIRAMFIN	1008	1018	1002	992	986
SUNPHARMA	1724	1743	1710	1690	1676
TATACONSUM	1167	1181	1157	1142	1132
TATASTEEL	197	198	195	194	192
TCS	3084	3169	3035	2950	2901
TECHM	1668	1691	1633	1610	1575
TITAN	4181	4217	4123	4087	4030
TMPV	379	383	374	370	365
TRENT	4120	4228	3963	3855	3698
ULTRACEMCO	12902	12997	12743	12648	12489
WIPRO	237	242	232	228	222

\*R1 - Resistance 1 | \*R2 - Resistance 2 | \*PP - Pivot Point | \*S1 - Support 1 | \*S2 - Support 2

**Our Research Team**

Name	Email ID
Ajit Mishra	<a href="mailto:ajit.mishra@religare.com">ajit.mishra@religare.com</a>
Abhijeet Banerjee	<a href="mailto:abhijeet.banerjee@religare.com">abhijeet.banerjee@religare.com</a>
Gaurav Sharma	<a href="mailto:gauravsharma2@religare.com">gauravsharma2@religare.com</a>
Ashwani Harit	<a href="mailto:ashwani.harit@religare.com">ashwani.harit@religare.com</a>
Divya Parmar	<a href="mailto:divya.parmar@religare.com">divya.parmar@religare.com</a>
Rajan Gupta	<a href="mailto:rajan.gupta1@religare.com">rajan.gupta1@religare.com</a>
Vivek Chandra	<a href="mailto:vivek.chandra@religare.com">vivek.chandra@religare.com</a>
Himanshu Gupta	<a href="mailto:himanshu.gupta1@religare.com">himanshu.gupta1@religare.com</a>

05 February 2026

# Daily Derivatives

Before you use this research report, please ensure to go through the disclosure interalia as required under Securities and Exchange Board of India (Research Analysts) Regulations, 2014 and Research Disclaimer at the following link: [www.religareonline.com/disclaimer](http://www.religareonline.com/disclaimer)

Specific analyst(s) specific disclosure(s) inter-alia as required under Securities and Exchange Board of India (Research Analysts) Regulations, 2014 is/are as under:

S.No.	Statement	Answer	
		Tick Appropriate	
		Yes	No
1.	I/we or any of my/our relative has any financial interest in the subject company? (If answer is yes, nature of interest is given below this table)		No
2.	I/we or any of my/our relatives, have actual/beneficial ownership of one per cent. or more securities of the subject company, at the end of the month immediately preceding the date of the research report or date of the public appearance?		No
3.	I/we or any of my/our relative, has any other material conflict of interest at the time of publication of the research report or at the time of the public appearance?		
4.	I/we have received any compensation from the subject company in the past twelve months?		No
5.	I/we have managed or co-managed public offering of securities for the subject company in the past twelve months?		No
6.	I/we have received any compensation for brokerage services from the subject company in the past twelve months?		No
7.	I/we have received any compensation or other benefits from the subject company or third party in connection with the research report?		No
8.	I/we have served as an officer, director or employee of the subject company?		No
9.	I/we have been engaged in market making activity for the subject company?		No

2014 is/are as under:

Statements of ownership and material conflicts of interest, compensation – Research Analyst (RA)

Nature of Interest [If answer to f (a) above conflicts is Yes

.....]

Name(s) with Signature(s) of RA(s).

[Please note that only in case of multiple RAs and if the answers differ inter-se between the RAs, then RA specific answer with respect to

**Copyright:** This document vests exclusively with RBL. This information should not be reproduced or redistributed or passed on directly or indirectly in any form to any other person or published, copied, in whole or in part, for any purpose, without prior written permission from RBL. We do not guarantee the integrity of any emails or attached files and are not responsible for any changes made to them by any other person.