

Alkyl Amines Chemicals

Estimate changes	↔
TP change	↑
Rating change	↔

CMP: INR1,759 TP: INR1,720 (-2%) Neutral

Bloomberg	AACL IN
Equity Shares (m)	51
M.Cap.(INRb)/(USD\$b)	89.9 / 1
52-Week Range (INR)	2449 / 1212
1, 6, 12 Rel. Per (%)	27/2/4
12M Avg Val (INR M)	154

Financials & Valuations (INR b)

Y/E March	FY26	FY27E	FY28E
Sales	15.4	16.7	18.1
EBITDA	2.8	3.1	3.4
PAT	1.8	2.0	2.2
EPS (INR)	35.2	39.5	43.1
EPS Gr. (%)	-3.3	12.3	9.0
BV/Sh.(INR)	299.5	328.1	359.3

Ratios

Net D:E	-0.1	-0.2	-0.2
RoE (%)	12.3	12.6	12.5
RoCE (%)	11.6	11.9	11.9
Payout (%)	27.5	27.5	27.5

Valuations

P/E (x)	50.0	44.5	40.8
P/BV (x)	5.9	5.4	4.9
EV/EBITDA (x)	30.9	27.7	25.2
Div. Yield (%)	0.5	0.6	0.7
FCF Yield (%)	1.2	2.0	2.1

Shareholding Pattern (%)

As On	Mar-26	Dec-25	Mar-25
Promoter	72.1	72.0	72.0
DII	3.0	3.0	2.2
FII	3.5	3.5	3.2
Others	21.5	21.5	22.6

FII includes depository receipts

Muted quarter, with gradual demand recovery likely in FY27

Strong beat on our estimates

- Alkyl Amines Chemicals (AACL) reported a steady operating performance with EBITDA growth of 4% YoY in 4QFY26. The company successfully mitigated raw material cost pressures through price pass-throughs, driving a 70bp YoY improvement in EBITDA margin to 18.3%.
- While volume growth remained flat in FY26, the growth momentum is expected to improve steadily, driven by rising demand from the pharma segment led by peptides, with management guiding a 5-10% overall volume growth. Further, the anti-dumping duty (ADD) on acetonitrile is likely to aid price recovery and strengthen AACL's market position.
- We broadly maintain our earnings estimates and value the stock at 40x FY28E EPS to arrive at a TP of INR1,720. **Reiterate Neutral.**

Stable operating performance with margin resilience

- Revenue stood flat YoY while growing 9% QoQ to INR3.9b (est. INR3.2b), while gross margin remained flat YoY and contracted 200bp QoQ to 45.8%.
- EBITDA margins expanded 70bp YoY but contracted 70bp QoQ to 18.3% (est. 17%). Employee costs as a percentage of sales stood at 7.5% (vs. 6.4% in 4QFY25), while other expenses stood at 20.1% vs. 21.9% in 4QFY25.
- EBITDA stood at INR707m, up 4% YoY and 5% QoQ (est. of INR558m).
- Adj. PAT stood at INR454m, down 1% YoY and up 7% QoQ (est. of INR349m).
- In FY26, Revenue/EBITDA/Adj. PAT declined ~2%/2%/3% to INR15.4b/INR2.8b/INR1.8b.
- The company stands debt-free as of Mar'26. Further, the cash flow from operations in Mar'26 stood at INR2.4b

Highlights from the management commentary

- Guidance and outlook:** Management remains cautiously optimistic on the outlook, supported by a moderation in aggressive pricing from Chinese players, which is expected to aid industry-wide margin recovery. While prices are unlikely to revert to pre-Feb levels, the company believes the worst of the downturn is behind it and continues to guide a 5-10% volume growth.
- Macro environment:** FY26 remained challenging, with flat revenue and profit performance amid subdued demand, although the company gained market share in select products. Additionally, the ADD on acetonitrile reduced imports and supported an improvement in domestic pricing towards the end of the year.
- End-user demand scenario:** The pharma industry remained relatively insulated from tariff-related disruptions, with the outlook continuing to remain positive, led by the growth in the peptides segment. However, the Agri segment's outlook remains cautious due to El Niño-related concerns.

Valuation and view

- We expect short-term headwinds to persist due to the uncertainty in the microenvironment and significant uncertainty stemming from the tensions in the Middle East, impacting the raw material prices.
- Going forward, the growth will be aided by i) the planned commercialization of a new product at the Kurkumbh facility in 2QFY27, ii) additional products in the R&D pipeline, iii) the anti-dumping duty on acetonitrile, iv) headroom in improving capacity utilization leading to operating leverage, and v) rising demand from the pharma segment.
- We estimate a CAGR of 6%/6%/7% in revenue/EBITDA/PAT over FY26-28 and maintain our earnings estimates. We value the stock at 40x FY28E EPS to arrive at our TP of INR1,720. **Reiterate Neutral.**

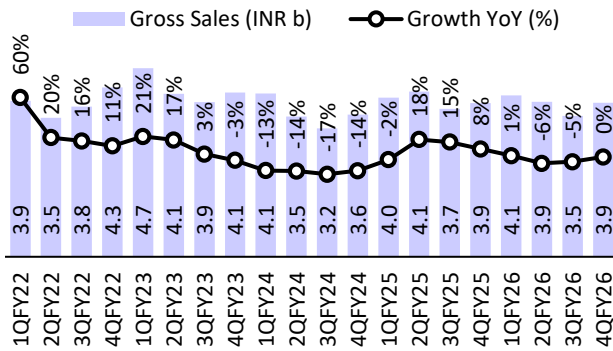
Standalone - Quarterly Snapshot

(INR m)

Y/E March	FY25				FY26				FY25	FY26	FY26 4QE	Var. (%)
	1Q	2Q	3Q	4Q	1Q	2Q	3Q	4Q				
Gross Sales	3,997	4,149	3,712	3,861	4,055	3,894	3,540	3,869	15,718	15,359	3,281	18%
<i>YoY Change (%)</i>	-2.5	17.8	15.3	8.3	1.5	-6.1	-4.6	0.2	9.1	-2.3	-15.0	
Total Expenditure	3,206	3,414	3,000	3,182	3,290	3,192	2,868	3,162	12,807	12,512	2,724	
<i>Gross Margin (%)</i>	47.0%	45.4%	48.4%	45.9%	45.8%	47.3%	47.9%	45.8%	46.6%	46.7%	47.5%	
EBITDA	791	735	712	678	766	702	672	707	2,911	2,846	558	27%
<i>Margin (%)</i>	19.8	17.7	19.2	17.6	18.9	18.0	19.0	18.3	18.5	18.5	17.0	
Depreciation	177	180	179	176	179	182	177	179	712	717	185	
Interest	2	4	9	2	3	3	2	3	10	12	2	
Other Income	47	92	66	93	80	74	80	83	298	317	95	
PBT before EO expense	659	643	591	594	663	591	572	608	2,486	2,435	466	
PBT	659	643	591	594	663	591	572	608	2,486	2,435	466	
Tax	170	169	153	133	169	162	150	154	625	635	117	
<i>Rate (%)</i>	25.9	26.2	25.9	22.5	25.5	27.4	26.2	25.4	25.1	26.1	25.2	
Adj PAT	489	475	438	460	494	429	423	454	1,861	1,800	349	30%
<i>YoY Change (%)</i>	-1.8	74.2	30.9	19.7	1.2	-9.5	-3.4	-1.4	25.0	-3.3	-24.2	
<i>Margin (%)</i>	12.2	11.4	11.8	11.9	12.2	11.0	11.9	11.7	11.8	11.7	10.6	

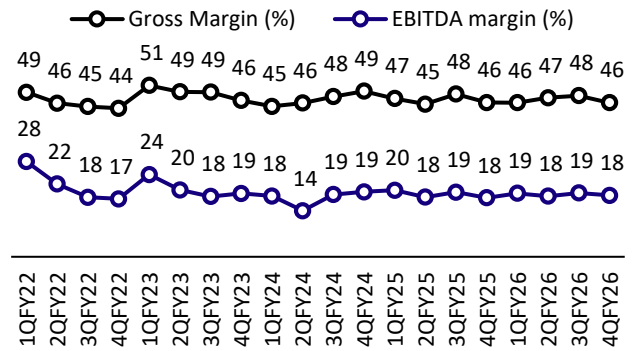
Key Exhibits

Exhibit 1: Sales remained flat YoY at INR3.9b



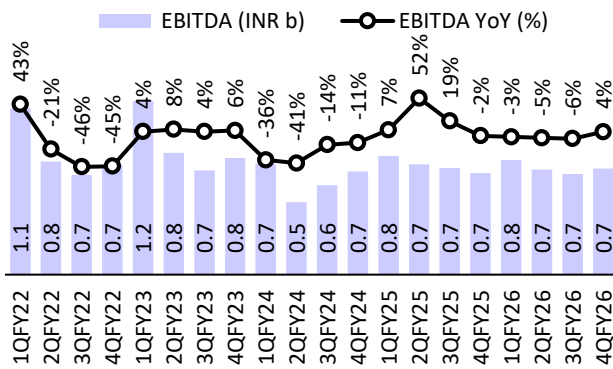
Source: Company, MOFSL

Exhibit 2: Margin trends



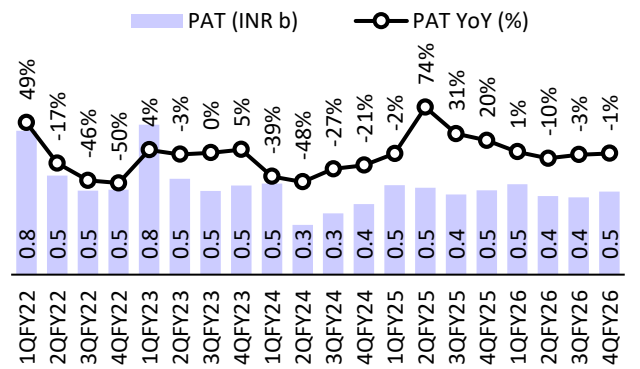
Source: Company, MOFSL

Exhibit 3: EBITDA grew 4% YoY to INR707m



Source: Company, MOFSL

Exhibit 4: PAT down 1% YoY to INR454m



Source: Company, MOFSL

Exhibit 5: Changes to our estimates

Particulars	Revised		Previous		Change (%)	
	FY27E	FY28E	FY27E	FY28E	FY27E	FY28E
Revenue (INR m)	16,724	18,061	16,248	17,548	3%	3%
EBITDA (INR m)	3,135	3,397	3,113	3,374	1%	1%
PAT (INR m)	2,022	2,204	1,993	2,184	1%	1%
EPS (INR)	39.5	43.1	38.9	42.7	1%	1%



Highlights from the management commentary

Guidance and Outlook

- Management is looking at cautious optimism, but the future outlook remains concerning due to geopolitical issues. Management expects 5-10% growth in volumes for FY27, while pricing remains uncertain.
- Methylamines now have four players domestically, and management expects competition. Chinese players are not in Methylamines. Capacity is over due to new entrants, and utilization is expected to be lower.
- Ethylamines have only two domestic players, and market share is expected to be stable. Margins are protected due to the price increase. There is enough capacity for the next 4 years. Debottlenecking is also an available option with AACL.
- Management expects a gradual margin recovery if China's anti-innovation policy is successfully implemented.
- Management expects pricing to remain elevated in the near term due to disruptions.
- No major business plans for FY27. Capex for FY27 guided at ~INR800-900m relating to product developments.

Macro environment

- Prices of raw materials have increased subsequently, increasing finished goods prices. Difficult to predict impact on demand, but most of the customers' products have a minor cost proportion relating to the AACL's product. FG prices will be reduced in lag relative to RM cost, which will be beneficial for AACL.
- Competition is also facing the same constraints, and a price dip is not expected in the near term. Price hike will continue until the supply chain is normalized and expected to return to Feb'26 or even earlier levels. Margin advantage will be there if the earlier ammonia inventory is in stock. Another six months are expected for ammonia supply stabilization.
- Green ammonia is expected to take ~3-5 years, but it is a good alternative. Currently, no green ammonia is being sold to AACL.
- Chinese aggressiveness has been reduced recently, but pricing pressure persists.
- Acetonitrile (ACN) (currently ~INR200/kg v/s INR140/kg YoY) has ADD implemented in Jul'25, but demand improvement was seen in CY25 end. Market share of AACL started improving from the last quarter due to the reduction in imports. The ACN market is ~30kT. The competitor is planning to set up an ACN plant, but AACL is expecting to sustain a competitive advantage in terms of cost leadership.

End-user demand scenario

- The pharma industry was relatively immune to tariffs, and the further outlook also looks positive. There is a lot of optimism around peptides' growth, but this must materialize for favorable volumes for AACL.
- The outlook for the Agri industry is concerning due to El Niño. AACL has ~50-60% exposure to Pharma and ~15-20% to Agro.

Operational performance

- Volume and value growth were flat in FY26. Prices and volumes both dropped ~1%, with varying product-wise metrics
- Currently, AACL is at ~60-80% utilization (Capacity of 30kT)
- 10-15kT (fraction of India's needs) of ammonia is required per month for the Aliphatic industry.

Force majeure

- AACL had announced force majeure on 16 Mar'26 due to a geopolitical crisis, which led to disruption in the availability of LNG (critical input for Ammonia production)
- Due to the non-availability of ammonia, the company had temporarily suspended manufacturing of Methylamines, Ethylamines, and their derivatives at Patalganga, Kurkumbh, and Dahej sites.
- On 24 Apr'26, AACL announced that production was restarted gradually due to Ammonia supply improvements. Ammonia costs increased from INR50/kg to INR100/kg.
- AACL's Ammonia contracts are short-term, and customers are not committing to long-term contracts due to elevated pricing. The company is dependent on distributors and suppliers for ammonia sourcing.

Product development

- Project Kirkham was delayed and is now expected to commission in 2QFY27 (currently, the mechanical process is in progress). Over a dozen products at various stages are currently in R&D
- New product from the R&D pipeline will be launched in Jul'26. Some products are in the engineering stage, and their commercial launch remains contingent.

Financial story in charts

Exhibit 6: Expect ~6% revenue CAGR over FY26-27

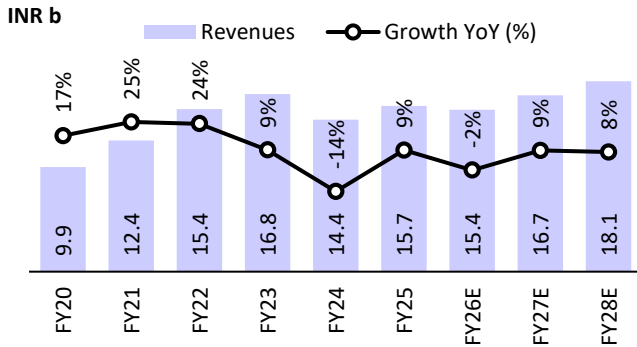


Exhibit 7: Export share to be at 25% of total revenue

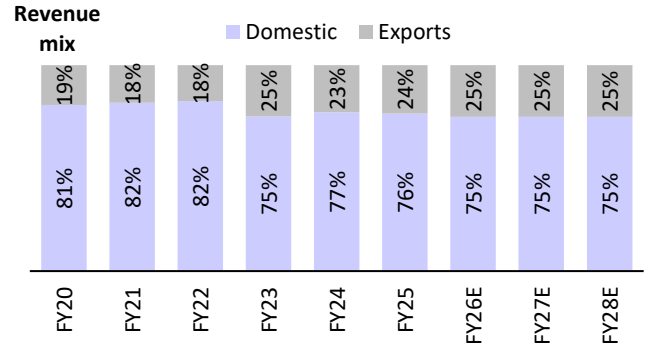


Exhibit 8: EBITDA margin trend

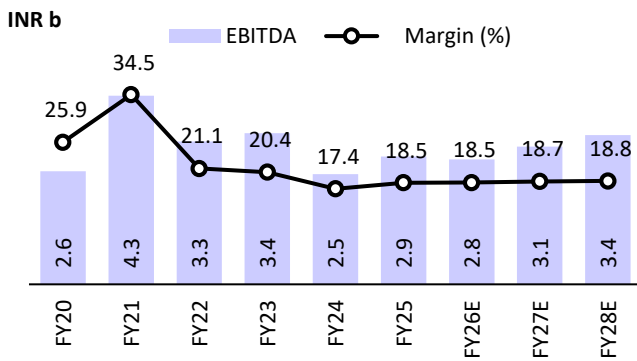


Exhibit 9: PAT margin to be at 12.2% in FY28

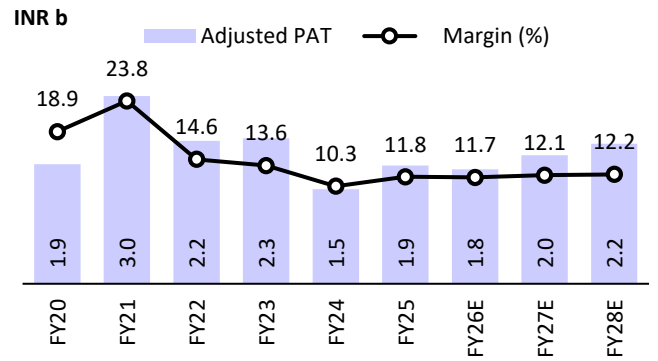


Exhibit 10: Return ratios

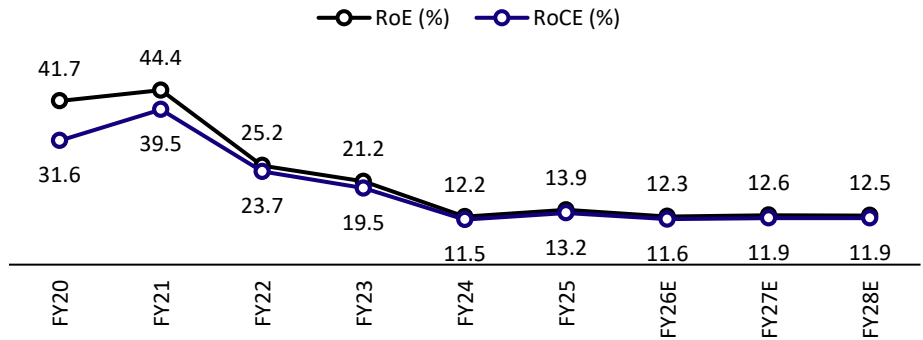


Exhibit 11: FCF generation over FY26-28

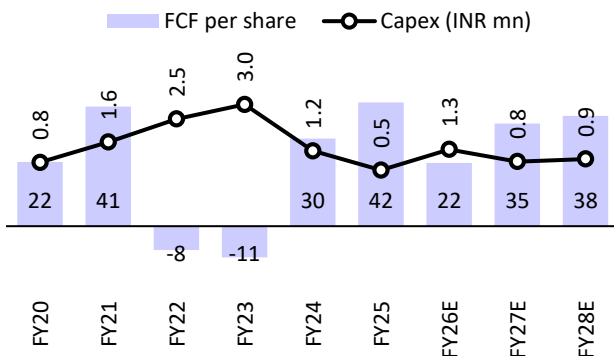
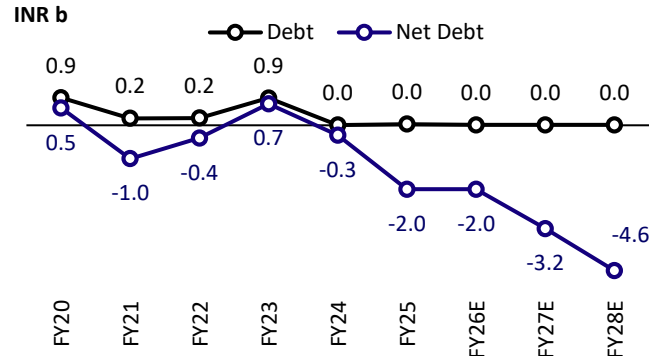


Exhibit 12: AACL expected to remain a net cash company



Source: Company, MOFSL

Source: Company, MOFSL

Financials and valuations

Standalone - Income Statement								(INR m)	
Y/E March	FY21	FY22	FY23	FY24	FY25	FY26	FY27E	FY28E	
Total Income from Operations	12,424	15,420	16,831	14,406	15,718	15,359	16,724	18,061	
Change (%)	25.1	24.1	9.1	-14.4	9.1	-2.3	8.9	8.0	
Gross Margin (%)	57.9	45.8	48.9	46.7	46.6	46.7	46.8	47.0	
EBITDA	4,291	3,252	3,439	2,506	2,911	2,846	3,135	3,397	
Margin (%)	34.5	21.1	20.4	17.4	18.5	18.5	18.7	18.8	
Depreciation	291	348	452	589	712	717	776	822	
EBIT	4,001	2,904	2,987	1,916	2,199	2,130	2,359	2,576	
Int. and Finance Charges	63	33	33	42	10	12	4	4	
Other Income	70	150	132	151	298	317	346	374	
PBT bef. EO Exp.	4,007	3,021	3,086	2,025	2,486	2,435	2,702	2,946	
EO Items	0	0	0	0	0	0	0	0	
PBT after EO Exp.	4,007	3,021	3,086	2,025	2,486	2,435	2,702	2,946	
Total Tax	1,054	772	799	535	625	635	680	741	
Tax Rate (%)	26.3	25.6	25.9	26.4	25.1	26.1	25.2	25.2	
Reported PAT	2,953	2,249	2,287	1,489	1,861	1,800	2,022	2,204	
Adjusted PAT	2,953	2,249	2,287	1,489	1,861	1,800	2,022	2,204	
Change (%)	57.0	-23.9	1.7	-34.9	25.0	-3.3	12.3	9.0	
Margin (%)	23.8	14.6	13.6	10.3	11.8	11.7	12.1	12.2	

Standalone - Balance Sheet								(INR m)	(INR m)
Y/E March	FY21	FY22	FY23	FY24	FY25	FY26	FY27E	FY28E	
Equity Share Capital	102	102	102	102	102	102	102	102	
Total Reserves	7,822	9,796	11,587	12,569	13,923	15,231	16,697	18,296	
Net Worth	7,924	9,898	11,689	12,671	14,025	15,334	16,800	18,398	
Total Loans	216	227	855	6	36	12	12	12	
Deferred Tax Liabilities	414	472	560	737	880	983	983	983	
Capital Employed	8,554	10,598	13,104	13,415	14,941	16,329	17,795	19,394	
Gross Block	5,315	7,663	9,013	13,307	13,572	13,995	14,795	15,695	
Less: Accum. Deprn.	1,026	1,374	1,825	2,415	3,127	3,844	4,620	5,442	
Net Fixed Assets	4,288	6,290	7,187	10,892	10,445	10,151	10,175	10,253	
Capital WIP	1,376	1,426	3,525	356	519	1,305	1,305	1,305	
Total Investments	302	0	0	0	0	506	506	506	
Curr. Assets, Loans&Adv.	5,486	5,997	5,207	4,589	6,924	6,992	8,668	10,417	
Inventory	1,219	1,645	1,837	1,720	1,648	1,221	1,330	1,436	
Account Receivables	2,280	2,767	2,584	2,217	2,307	2,305	2,510	2,711	
Cash and Bank Balance	1,260	626	182	314	2,041	2,017	3,250	4,566	
Loans and Advances	727	959	604	338	930	1,449	1,578	1,704	
Curr. Liability & Prov.	2,899	3,116	2,815	2,422	2,948	2,625	2,859	3,087	
Account Payables	1,790	2,285	1,897	1,719	1,772	1,512	1,646	1,778	
Other Current Liabilities	1,002	730	790	559	1,023	949	1,034	1,116	
Provisions	107	101	128	144	153	164	178	193	
Net Current Assets	2,587	2,882	2,392	2,167	3,977	4,367	5,809	7,330	
Appl. of Funds	8,554	10,598	13,104	13,415	14,941	16,329	17,795	19,394	

Financials and valuations

Ratios								
Y/E March	FY21	FY22	FY23	FY24	FY25	FY26	FY27E	FY28E
Basic (INR)								
EPS	57.9	44.0	44.7	29.1	36.3	35.2	39.5	43.1
EPS Growth (%)	57.0	-24.0	1.6	-34.9	24.8	-3.3	12.3	9.0
Cash EPS	63.6	50.8	53.5	40.6	50.3	49.2	54.6	59.1
BV/Share	155.3	193.7	228.6	247.7	273.9	299.5	328.1	359.3
DPS	16.0	10.0	10.0	10.0	10.0	9.7	10.9	11.8
Payout (%)	27.7	22.7	22.4	34.3	27.5	27.5	27.5	27.5
Valuation (x)								
P/E	30.4	40.0	39.3	60.4	48.4	50.0	44.5	40.8
Cash P/E	27.7	34.6	32.8	43.3	35.0	35.8	32.2	29.8
P/BV	11.3	9.1	7.7	7.1	6.4	5.9	5.4	4.9
EV/Sales	7.1	5.8	5.4	6.2	5.6	5.7	5.2	4.7
EV/EBITDA	20.7	27.5	26.3	35.8	30.2	30.9	27.7	25.2
Dividend Yield (%)	0.9	0.6	0.6	0.6	0.6	0.5	0.6	0.7
FCF per share	40.7	-8.1	-10.7	29.9	42.2	21.6	35.0	37.6
Return Ratios (%)								
RoE	44.4	25.2	21.2	12.2	13.9	12.3	12.6	12.5
RoCE	39.5	23.7	19.5	11.5	13.2	11.6	11.9	11.9
RoIC	51.4	30.5	24.7	12.7	13.1	12.7	14.0	15.0
Working Capital Ratios								
Fixed Asset Turnover (x)	2.9	2.9	2.5	1.6	1.5	1.5	1.6	1.8
Asset Turnover (x)	1.5	1.5	1.3	1.1	1.1	0.9	0.9	0.9
Inventory (Days)	36	39	40	44	38	29	29	29
Debtor (Days)	67	66	56	56	54	55	55	55
Creditor (Days)	53	54	41	44	41	36	36	36
Leverage Ratio (x)								
Current Ratio	1.9	1.9	1.8	1.9	2.3	2.7	3.0	3.4
Interest Cover Ratio	63.2	88.5	89.9	45.4	217.7	182.0	660.8	721.4
Net Debt/Equity	-0.1	0.0	0.1	0.0	-0.1	-0.1	-0.2	-0.2

Standalone - Cash Flow Statement

(INR m)

Y/E March	FY21	FY22	FY23	FY24	FY25	FY26	FY27E	FY28E
OP/(Loss) before Tax	4,007	3,021	3,086	2,025	2,486	2,435	2,702	2,946
Depreciation	291	348	452	589	712	717	776	822
Interest Expenses	63	38	33	42	10	12	4	4
Others	1	-48	55	34	-130	-166	0	0
Direct Taxes Paid	-1,012	-744	-714	-346	-503	-477	-680	-741
(Inc)/Dec in WC	290	-569	-428	403	55	-134	-209	-204
CF from Operations	3,640	2,046	2,484	2,747	2,631	2,386	2,593	2,825
(Inc)/Dec in FA	-1,561	-2,462	-3,030	-1,221	-469	-1,279	-800	-900
Free Cash Flow	2,079	-415	-546	1,527	2,162	1,106	1,793	1,925
Change in Investments	-587	369	237	-3	-1,537	-261	0	0
Others	21	36	22	9	51	169	0	0
CF from Investments	-2,127	-2,057	-2,771	-1,215	-1,955	-1,371	-800	-900
Issue of Shares	4	7	12	8	6	0	0	0
Inc/(Dec) in Debt	-381	-228	616	-848	30	-36	0	0
Interest Paid	-68	-40	-31	-43	-8	-10	-4	-4
Dividend Paid	-408	-306	-511	-511	-511	-512	-556	-606
Others	-11	-5	-6	-8	-8	-3	0	0
CF from Fin. Activity	-864	-572	80	-1,401	-492	-561	-559	-609
Inc/Dec of Cash	649	-582	-206	131	184	454	1,233	1,316
Opening Balance	312	961	379	172	304	488	942	2,175
Closing Balance	962	379	172	303	488	942	2,175	3,491

Investment in securities market are subject to market risks. Read all the related documents carefully before investing

Explanation of Investment Rating	
Investment Rating	Expected return (over 12-month)
BUY	>=15%
SELL	< - 10%
NEUTRAL	< - 10 % to 15%
UNDER REVIEW	Rating may undergo a change
NOT RATED	We have forward looking estimates for the stock but we refrain from assigning recommendation

*In case the recommendation given by the Research Analyst is inconsistent with the investment rating legend for a continuous period of 30 days, the Research Analyst shall be within following 30 days take appropriate measures to make the recommendation consistent with the investment rating legend.

Disclosures

The following Disclosures are being made in compliance with the SEBI Research Analyst Regulations 2014 (herein after referred to as the Regulations).

Motilal Oswal Financial Services Ltd. (MOFSL) is a SEBI Registered Research Analyst having registration no. INH000000412 and BSE enlistment no. 5028. MOFSL, the Research Entity (RE) as defined in the Regulations, is engaged in the business of providing Stock broking services, Depository participant services & distribution of various financial products. MOFSL is a listed public company, the details in respect of which are available on www.motilaloswal.com. MOFSL is registered with the Securities & Exchange Board of India (SEBI) and is a registered Trading Member with National Stock Exchange of India Ltd. (NSE) and Bombay Stock Exchange Limited (BSE), Multi Commodity Exchange of India Limited (MCX) and National Commodity & Derivatives Exchange Limited (NCDEX) for its stock broking activities & is Depository participant with Central Depository Services Limited (CDSL) National Securities Depository Limited (NSDL), NERL, COMRIS and CCRL and is member of Association of Mutual Funds of India (AMFI) for distribution of financial products and Insurance Regulatory & Development Authority of India (IRDA) as Corporate Agent for insurance products and is a member of Association of Portfolio Managers in India (APMI) for distribution of PMS products. Details of associate entities of Motilal Oswal Financial Services Ltd. are available on the website at <http://onlinereports.motilaloswal.com/Dormant/documents/Associate%20Details.pdf>

MOFSL and its associate company(ies), their directors and Research Analyst and their relatives may; (a) from time to time, have a long or short position in, act as principal in, and buy or sell the securities or derivatives thereof of companies mentioned herein. (b) be engaged in any other transaction involving such securities and earn brokerage or other compensation or act as a market maker in the financial instruments of the company(ies) discussed herein or act as an advisor or lender/borrower to such company(ies) or may have any other potential conflict of interests with respect to any recommendation and other related information and opinions.; however the same shall have no bearing whatsoever on the specific recommendations made by the analyst(s), as the recommendations made by the analyst(s) are completely independent of the views of the associates of MOFSL even though there might exist an inherent conflict of interest in some of the stocks mentioned in the research report.

MOFSL and / or its affiliates do and seek to do business including investment banking with companies covered in its research reports. As a result, the recipients of this report should be aware that MOFSL may have a potential conflict of interest that may affect the objectivity of this report. Compensation of Research Analysts is not based on any specific merchant banking, investment banking or brokerage service transactions. Details of pending Enquiry Proceedings of Motilal Oswal Financial Services Limited are available on the website at <https://galaxy.motilaloswal.com/ResearchAnalyst/PublishViewLitigation.aspx>. As per Regulatory requirements, Research Audit Report is uploaded on www.motilaloswal.com > MOFSL-Important Links > MOFSL Research Analyst Compliance Audit Report.

A graph of daily closing prices of securities is available at www.nseindia.com, www.bseindia.com. Research Analyst views on Subject Company may vary based on Fundamental research and Technical Research. Proprietary trading desk of MOFSL or its associates maintains arm's length distance with Research Team as all the activities are segregated from MOFSL research activity and therefore it can have an independent view with regards to Subject Company for which Research Team have expressed their views.

Regional Disclosures (outside India)

This report is not directed or intended for distribution to or use by any person or entity resident in a state, country or any jurisdiction, where such distribution, publication, availability or use would be contrary to law, regulation or which would subject MOFSL & its group companies to registration or licensing requirements within such jurisdictions.

For Hong Kong:

This report is distributed in Hong Kong by Motilal Oswal capital Markets (Hong Kong) Private Limited, a licensed corporation (CE AYY-301) licensed and regulated by the Hong Kong Securities and Futures Commission (SFC) pursuant to the Securities and Futures Ordinance (Chapter 571 of the Laws of Hong Kong) "SFO". As per SEBI (Research Analyst Regulations) 2014 Motilal Oswal Securities (SEBI Reg. No. INH000000412) has an agreement with Motilal Oswal capital Markets (Hong Kong) Private Limited for distribution of research report in Hong Kong. This report is intended for distribution only to "Professional Investors" as defined in Part I of Schedule 1 to SFO. Any investment or investment activity to which this document relates is only available to professional investor and will be engaged only with professional investors." Nothing here is an offer or solicitation of these securities, products and services in any jurisdiction where their offer or sale is not qualified or exempt from registration. The Indian Analyst(s) who compile this report is/are not located in Hong Kong & are not conducting Research Analysis in Hong Kong.

For U.S.

Motilal Oswal Financial Services Limited (MOFSL) is not a registered broker - dealer under the U.S. Securities Exchange Act of 1934, as amended (the "1934 act") and under applicable state laws in the United States. In addition MOFSL is not a registered investment adviser under the U.S. Investment Advisers Act of 1940, as amended (the "Advisers Act" and together with the 1934 Act, the "Acts"), and under applicable state laws in the United States. Accordingly, in the absence of specific exemption under the Acts, any brokerage and investment services provided by MOFSL, including the products and services described herein are not available to or intended for U.S. persons. This report is intended for distribution only to "Major Institutional Investors" as defined by Rule 15a-6(b)(4) of the Exchange Act and interpretations thereof by SEC (henceforth referred to as "major institutional investors"). This document must not be acted on or relied on by persons who are not major institutional investors. Any investment or investment activity to which this document relates is only available to major institutional investors and will be engaged in only with major institutional investors. In reliance on the exemption from registration provided by Rule 15a-6 of the U.S. Securities Exchange Act of 1934, as amended (the "Exchange Act") and interpretations thereof by the U.S. Securities and Exchange Commission ("SEC") in order to conduct business with Institutional Investors based in the U.S., MOFSL has entered into a chaperoning agreement with a U.S. registered broker-dealer, Motilal Oswal Securities International Private Limited. ("MOSIPL"). Any business interaction pursuant to this report will have to be executed within the provisions of this chaperoning agreement.

The Research Analysts contributing to the report may not be registered /qualified as research analyst with FINRA. Such research analyst may not be associated persons of the U.S. registered broker-dealer, MOSIPL, and therefore, may not be subject to NASD rule 2711 and NYSE Rule 472 restrictions on communication with a subject company, public appearances and trading securities held by a research analyst account.

For Singapore

In Singapore, this report is being distributed by Motilal Oswal Capital Markets (Singapore) Pte. Ltd. ("MOCMSPL") (UEN 201129401Z), which is a holder of a capital markets services license and an exempt financial adviser in Singapore. This report is distributed solely to persons who (a) qualify as "institutional investors" as defined in section 4A(1)(c) of the Securities and Futures Act of Singapore ("SFA") or (b) are considered "accredited investors" as defined in section 2(1) of the Financial Advisers Regulations of Singapore read with section 4A(1)(a) of the SFA. Accordingly, if a recipient is neither an "institutional investor" nor an "accredited investor", they must immediately discontinue any use of this Report and inform MOCMSPL.

In respect of any matter arising from or in connection with the research you could contact the following representatives of MOCMSPL. In case of grievances for any of the services rendered by MOCMSPL write to grievances@motilaloswal.com.

Nainesh Rajani

Email: nainesh.rajani@motilaloswal.com

Contact: (+65) 8328 0276

Specific Disclosures

- Research Analyst and/or his/her relatives do not have a financial interest in the subject company(ies), as they do not have equity holdings in the subject company(ies). MOFSL has financial interest in the subject company(ies) at the end of the week immediately preceding the date of publication of the Research Report: Yes.
Nature of Financial interest is holding equity shares or derivatives of the subject company
- Research Analyst and/or his/her relatives do not have actual/beneficial ownership of 1% or more securities in the subject company(ies) at the end of the month immediately preceding the date of publication of Research Report.
MOFSL has actual/beneficial ownership of 1% or more securities of the subject company(ies) at the end of the month immediately preceding the date of publication of Research Report: No
- Research Analyst and/or his/her relatives have not received compensation/other benefits from the subject company(ies) in the past 12 months.
MOFSL may have received compensation from the subject company(ies) in the past 12 months.
- Research Analyst and/or his/her relatives do not have material conflict of interest in the subject company at the time of publication of research report.
MOFSL does not have material conflict of interest in the subject company at the time of publication of research report.
- Research Analyst has not served as an officer, director or employee of subject company(ies).
- MOFSL has not acted as a manager or co-manager of public offering of securities of the subject company in past 12 months.
- MOFSL has not received compensation for investment banking /merchant banking/brokerage services from the subject company(ies) in the past 12 months.
- MOFSL may have received any compensation for products or services other than investment banking or merchant banking or brokerage services from the subject company(ies) in the past 12 months.
- MOFSL may have received compensation or other benefits from the subject company(ies) or third party in connection with the research report.
- MOFSL has not engaged in market making activity for the subject company.

The associates of MOFSL may have:

- financial interest in the subject company
 - actual/beneficial ownership of 1% or more securities in the subject company at the end of the month immediately preceding the date of publication of the Research Report or date of the public appearance.
 - received compensation/other benefits from the subject company in the past 12 months
 - any other potential conflict of interests with respect to any recommendation and other related information and opinions.; however the same shall have no bearing whatsoever on the specific recommendations made by the analyst(s), as the recommendations made by the analyst(s) are completely independent of the views of the associates of MOFSL even though there might exist an inherent conflict of interest in some of the stocks mentioned in the research report.
 - acted as a manager or co-manager of public offering of securities of the subject company in past 12 months
 - be engaged in any other transaction involving such securities and earn brokerage or other compensation or act as a market maker in the financial instruments of the company(ies) discussed herein or act as an advisor or lender/borrower to such company(ies)
 - received compensation from the subject company in the past 12 months for investment banking / merchant banking / brokerage services or from other than said services.
 - Served subject company as its clients during twelve months preceding the date of distribution of the research report.
- The associates of MOFSL has not received any compensation or other benefits from third party in connection with the research report
- Above disclosures include beneficial holdings lying in demat account of MOFSL which are opened for proprietary investments only. While calculating beneficial holdings, It does not consider demat accounts which are opened in name of MOFSL for other purposes (i.e holding client securities, collaterals, error trades etc.). MOFSL also earns DP income from clients which are not considered in above disclosures.

Analyst Certification

The views expressed in this research report accurately reflect the personal views of the analyst(s) about the subject securities or issues, and no part of the compensation of the research analyst(s) was, is, or will be directly or indirectly related to the specific recommendations and views expressed by research analyst(s) in this report.

Terms & Conditions:

This report has been prepared by MOFSL and is meant for sole use by the recipient and not for circulation. The report and information contained herein is strictly confidential and may not be altered in any way, transmitted to, copied or distributed, in part or in whole, to any other person or to the media or reproduced in any form, without prior written consent of MOFSL. The report is based on the facts, figures and information that are considered true, correct, reliable and accurate. The intent of this report is not recommendatory in nature. The information is obtained from publicly available media or other sources believed to be reliable. Such information has not been independently verified and no guaranty, representation of warranty, express or implied, is made as to its accuracy, completeness or correctness. All such information and opinions are subject to change without notice. The report is prepared solely for informational purpose and does not constitute an offer document or solicitation of offer to buy or sell or subscribe for securities or other financial instruments for the clients. Though disseminated to all the customers simultaneously, not all customers may receive this report at the same time. MOFSL will not treat recipients as customers by virtue of their receiving this report.

Disclaimer:

The report and information contained herein is strictly confidential and meant solely for the selected recipient and may not be altered in any way, transmitted to, copied or distributed, in part or in whole, to any other person or to the media or reproduced in any form, without prior written consent. This report and information herein is solely for informational purpose and may not be used or considered as an offer document or solicitation of offer to buy or sell or subscribe for securities or other financial instruments. Nothing in this report constitutes investment, legal, accounting and tax advice or a representation that any investment or strategy is suitable or appropriate to your specific circumstances. The securities discussed and opinions expressed in this report may not be suitable for all investors, who must make their own investment decisions, based on their own investment objectives, financial positions and needs of specific recipient. This may not be taken in substitution for the exercise of independent judgment by any recipient. Each recipient of this document should make such investigations as it deems necessary to arrive at an independent evaluation of an investment in the securities of companies referred to in this document (including the merits and risks involved), and should consult its own advisors to determine the merits and risks of such an investment. The investment discussed or views expressed may not be suitable for all investors. Certain transactions -including those involving futures, options, another derivative products as well as non-investment grade securities - involve substantial risk and are not suitable for all investors. No representation or warranty, express or implied, is made as to the accuracy, completeness or fairness of the information and opinions contained in this document. The Disclosures of Interest Statement incorporated in this document is provided solely to enhance the transparency and should not be treated as endorsement of the views expressed in the report. This information is subject to change without any prior notice. The Company reserves the right to make modifications and alternations to this statement as may be required from time to time without any prior approval. MOFSL, its associates, their directors and the employees may from time to time, effect or have effected an own account transaction in, or deal as principal or agent in or for the securities mentioned in this document. They may perform or seek to perform investment banking or other services for, or solicit investment banking or other business from, any company referred to in this report. Each of these entities functions as a separate, distinct and independent of each other. The recipient should take this into account before interpreting the document. This report has been prepared on the basis of information that is already available in publicly accessible media or developed through analysis of MOFSL. The views expressed are those of the analyst, and the Company may or may not subscribe to all the views expressed therein. This document is being supplied to you solely for your information and may not be reproduced, redistributed or passed on, directly or indirectly, to any other person or published, copied, in whole or in part, for any purpose. This report is not directed or intended for distribution to, or use by, any person or entity who is a citizen or resident of or located in any locality, state, country or other jurisdiction, where such distribution, publication, availability or use would be contrary to law, regulation or which would subject MOFSL to any registration or licensing requirement within such jurisdiction. The securities described herein may or may not be eligible for sale in all jurisdictions or to certain category of investors. Persons in whose possession this document may come are required to inform themselves of and to observe such restriction. Neither the Firm, not its directors, employees, agents or representatives shall be liable for any damages whether direct or indirect, incidental, special or consequential including lost revenue or lost profits that may arise from or in connection with the use of the information. The person accessing this information specifically agrees to exempt MOFSL or any of its affiliates or employees from, any and all responsibility/liability arising from such misuse and agrees not to hold MOFSL or any of its affiliates or employees responsible for any such misuse and further agrees to hold MOFSL or any of its affiliates or employees free and harmless from all losses, costs, damages, expenses that may be suffered by the person accessing this information due to any errors and delays.

This report is meant for the clients of Motilal Oswal only.

Investment in securities market are subject to market risks. Read all the related documents carefully before investing.

Registration granted by SEBI, enlistment as RA with Exchange and certification from NISM in no way guarantee performance of the intermediary or provide any assurance of returns to investors

Registered Office Address: Motilal Oswal Tower, Rahimtullah Sayani Road, Opposite Parel ST Depot, Prabhadevi, Mumbai-400025; Tel No.: 022 - 71934200 / 71934263; www.motilaloswal.com. Correspondence Address: Palm Spring Centre, 2nd Floor, Palm Court Complex, New Link Road, Malad (West), Mumbai- 400 064. Tel No: 022 71881000. Details of Compliance Officer: Neeraj Agarwal, Email Id: na@motilaloswal.com, Contact No.:022-40548085.

Grievance Redressal Cell:

Contact Person	Contact No.	Email ID
Ms. Hemangi Date	022 40548000 / 022 67490600	query@motilaloswal.com
Ms. Kumud Upadhyay	022 40548082	servicehead@motilaloswal.com
Mr. Ajay Menon	022 40548083	am@motilaloswal.com
Mr. Neeraj Agarwal	022 40548085	na@motilaloswal.com
Mr. Siddhartha Khemka	022 50362452	po.research@motilaloswal.com

Registration details of group entities.: Motilal Oswal Financial Services Ltd. (MOFSL): INZ000158836 (BSE/NSE/MCX/NCDX); CDSL and NSDL: IN-DP-16-2015; Research Analyst: INH000000412, BSE enlistment no. 5028, AMFI registered Mutual Fund Distributor and SIF Distributor: ARN : 146822. IRDA Corporate Agent – CA0579, APMI: APRN00233. Motilal Oswal Financial Services Ltd. is a distributor of Mutual Funds, PMS, Fixed Deposit, Insurance, Bond, NCDs and IPO products.

Customer having any query/feedback/ clarification may write to query@motilaloswal.com. In case of grievances for any of the services rendered by Motilal Oswal Financial Services Limited (MOFSL) write to grievances@motilaloswal.com, for DP to dpgrievances@motilaloswal.com.