



# *Daily* *Derivatives*

*20 April, 2026*

DERIVATIVES

**Key Indices**

Index	Close	Changes (%)
NIFTY	24353.55	0.65
SENSEX	78493.54	0.65
BANKNIFTY	56565.70	0.85
INDIA VIX	17.20	-4.87

**Market Outlook**

The Indian benchmark indices witnessed a range-bound yet positive session, with the Nifty 50 extending its gains for the fifth consecutive day, supported by favorable global cues. The index opened on a steady note and traded within a narrow band with a mild upward bias, eventually settling near the day's high around the 24,350 mark. From a technical standpoint, the Nifty continues to inch higher, indicating a gradual continuation of the recovery phase, although momentum remains moderate. We maintain our constructive view, expecting the index to move towards the 24,600-24,800 zone, while immediate support is seen in the 23,900-24,100 range.



**TRADE IDEA OF THE DAY -  
APOLLOHOSP**

**BUY 28 APR 7700 CALL**

Entry Range	110-116
Target Range	195
Stop Loss	62



**Rationale**

- Apollo Hospitals has staged a gradual recovery following a recent double bottom formation, with price surpassing its prior swing high, indicating a shift in trend structure.
- The stock is exhibiting a sequence of higher highs and higher lows while sustaining above key short- to medium-term moving averages.
- On the weekly timeframe, price action is contained within a rising channel, with dips consistently attracting buying interest, supported by firm volumes.
- The overall trend structure remains constructive, and continued resilience above support zones is likely to sustain the prevailing bullish bias.

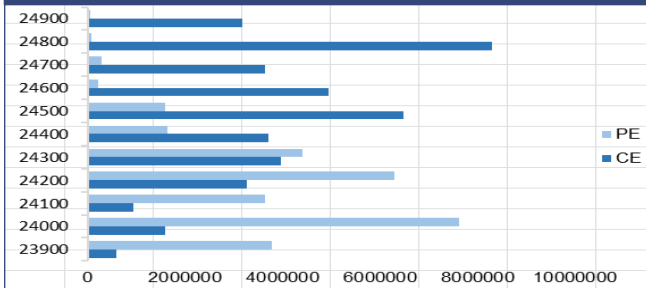
**NIFTY**

Nifty	24394.00
OI (In Lots)	270101
CHANGE IN OI (%)	0.59
PRICE CHANGE (%)	0.82

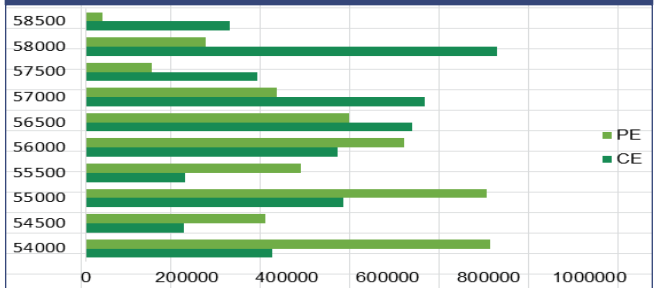
**BANKNIFTY**

Nifty	56705.00
OI (In Lots)	68791
CHANGE IN OI (%)	-0.27
PRICE CHANGE (%)	0.88

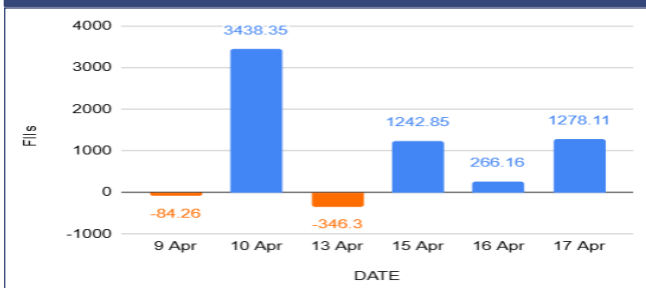
**NIFTY OI**



**BANKNIFTY OI**



**FII's Activity Index Futures**



**FII's Long Short Ratio**



**Long Buildup**

Name	LTP	% Change	OI (Lots)	% OI Change
GODFRYPHLP	2178.1	2.12	4357	58.90
MOTILALOFS	814	3.70	3564	38.68
VMM	118.71	0.63	5974	27.40
COCHINSHIP	1570	4.44	3483	24.44

**Short Buildup**

Name	LTP	% Change	OI (Lots)	% OI Change
WIPRO	202.35	-1.20	84614	9.55
HDFCLIFE	615.95	-2.71	39189	8.91
KALYANKJIL	426.75	-3.41	21792	8.30
FORCEMOT	22400	-0.77	3945	6.88

**Breakout Stocks (1 Month High)**

Name	LTP	% Change	22 DAY HIGH
ANGELONE	322.6	11.32	297.78
SUZLON	52.96	5.29	50.65
COLPAL	2109.2	6.37	2035
OFSS	8011.5	3.39	7760.5

**Breakdown Stocks (1 Month Low)**

Name	LTP	% Change	22 DAY LOW
-	-	-	-
-	-	-	-
-	-	-	-
-	-	-	-

## NIFTY 50 - STOCKS KEY LEVELS

SYMBOL	R1*	R2*	LTP*	S1*	S2*
ADANIANT	2244	2269	2218.3	2190	2161
ADANIPTS	1585	1596	1573.4	1556	1538
APOLLOHOSP	7768	7836	7699	7573	7446
ASIANPAINT	2494	2524	2464	2426	2387
AXISBANK	1368	1376	1359.1	1347	1336
BAJAJ-AUTO	9828	9883	9773.5	9720	9667
BAJAJFINSV	1852	1866	1838.9	1819	1798
BAJFINANCE	914	919	908.25	899	890
BEL	466	470	462.75	457	451
BHARTIARTL	1856	1864	1846.9	1834	1821
CIPLA	1249	1257	1240.8	1229	1216
COALINDIA	442	446	438.75	433	427
DRREDDY	1248	1260	1235.7	1218	1200
EICHERMOT	7239	7289	7189.5	7101	7013
ETERNAL	255	258	252.61	250	247
GRASIM	2741	2761	2720.5	2696	2672
HCLTECH	1457	1471	1442.3	1429	1415
HDFCBANK	807	813	799.9	791	782
HDFCLIFE	626	635	616.45	607	597
HINDALCO	1045	1051	1039	1029	1019
HINDUNILVR	2280	2318	2240.8	2168	2094
ICICIBANK	1355	1363	1346.8	1336	1326
INDIGO	4667	4695	4638.4	4591	4544
INFY	1329	1340	1318.7	1307	1296
ITC	310	313	306.8	304	301

\*R1 - Resistance 1 | \*R2 - Resistance 2 | \*LTP – Last Traded Price | \*S1 - Support 1 | \*S2 - Support 2

## NIFTY 50 - STOCKS KEY LEVELS

SYMBOL	R1*	R2*	LTP*	S1*	S2*
JIOFIN	246	248	243.86	241	238
JSWSTEEL	1256	1271	1240.3	1212	1183
KOTAKBANK	387	390	383.6	378	373
LT	4135	4174	4096.1	4065	4034
M&M	3233	3267	3200.2	3176	3152
MARUTI	13648	13843	13453	13257	13061
MAXHEALTH	1018	1029	1007.65	990	972
NESTLEIND	1301	1316	1285.6	1262	1238
NTPC	397	401	393.6	389	385
ONGC	286	287	284.05	282	281
POWERGRID	321	324	318.1	313	309
RELIANCE	1376	1386	1365	1347	1329
SBILIFE	1980	1988	1970.9	1959	1946
SBIN	1088	1096	1080.25	1066	1052
SHRIRAMFIN	1047	1056	1036.95	1020	1004
SUNPHARMA	1691	1707	1675.5	1665	1655
TATACONSUM	1129	1146	1113.2	1094	1075
TATASTEEL	214	215	212.12	210	207
TCS	2595	2609	2581.5	2562	2542
TECHM	1531	1551	1511.4	1483	1455
TITAN	4595	4664	4525.9	4393	4261
TMPV	364	367	360.1	354	348
TRENT	4154	4199	4107.7	4076	4044
ULTRACEMCO	11965	12044	11886	11772	11658
WIPRO	206	208	204.32	202	200

\*R1 - Resistance 1 | \*R2 - Resistance 2 | \*LTP – Last Traded Price | \*S1 - Support 1 | \*S2 - Support 2

### Our Research Team

Name	Email ID
Ajit Mishra	<a href="mailto:ajit.mishra@religare.com">ajit.mishra@religare.com</a>
Abhijeet Banerjee	<a href="mailto:abhijeet.banerjee@religare.com">abhijeet.banerjee@religare.com</a>
Gaurav Sharma	<a href="mailto:gauravsharma2@religare.com">gauravsharma2@religare.com</a>
Ashwani Harit	<a href="mailto:ashwani.harit@religare.com">ashwani.harit@religare.com</a>
Divya Parmar	<a href="mailto:divya.parmar@religare.com">divya.parmar@religare.com</a>
Rajan Gupta	<a href="mailto:rajan.gupta1@religare.com">rajan.gupta1@religare.com</a>
Vivek Chandra	<a href="mailto:vivek.chandra@religare.com">vivek.chandra@religare.com</a>
Himanshu Gupta	<a href="mailto:himanshu.gupta1@religare.com">himanshu.gupta1@religare.com</a>

Before you use this research report, please ensure to go through the disclosure interalia as required under Securities and Exchange Board of India (Research Analysts) Regulations, 2014 and Research Disclaimer at the following link: [www.religareonline.com/disclaimer](http://www.religareonline.com/disclaimer)

Specific analyst(s) specific disclosure(s) inter-alia as required under Securities and Exchange Board of India (Research Analysts) Regulations, 2014 is/are as under:

S.No.	Statement	Answer	
		Tick Appropriate	
		Yes	No
1.	I/we or any of my/our relative has any financial interest in the subject company? (If answer is yes, nature of interest is given below this table)		No
2.	I/we or any of my/our relatives, have actual/beneficial ownership of one per cent. or more securities of the subject company, at the end of the month immediately preceding the date of the research report or date of the public appearance?		No
3.	I/we or any of my/our relative, has any other material conflict of interest at the time of publication of the research report or at the time of the public appearance?		
4.	I/we have received any compensation from the subject company in the past twelve months?		No
5.	I/we have managed or co-managed public offering of securities for the subject company in the past twelve months?		No
6.	I/we have received any compensation for brokerage services from the subject company in the past twelve months?		No
7.	I/we have received any compensation or other benefits from the subject company or third party in connection with the research report?		No
8.	I/we have served as an officer, director or employee of the subject company?		No
9.	I/we have been engaged in market making activity for the subject company?		No

2014 is/are as under:

Statements of ownership and material conflicts of interest, compensation – Research Analyst (RA)

Nature of Interest [If answer to f (a) above conflicts is Yes

.....]

Name(s) with Signature(s) of RA(s).

[Please note that only in case of multiple RAs and if the answers differ inter-se between the RAs, then RA specific answer with respect to

**Copyright:** This document vests exclusively with RBL. This information should not be reproduced or redistributed or passed on directly or indirectly in any form to any other person or published, copied, in whole or in part, for any purpose, without prior written permission from RBL. We do not guarantee the integrity of any emails or attached files and are not responsible for any changes made to them by any other person.