



# *Daily Derivatives*

*05 December, 2025*

DERIVATIVES

## Key Indices

Index	Close	Changes (%)
NIFTY	26033.75	0.18
SENSEX	85265.32	0.19
BANKNIFTY	59288.70	-0.10
INDIA VIX	10.81	-3.52

## Market Outlook

Nifty is consolidating after the recent rise toward the **26,200–26,300 resistance zone**, where selling pressure has emerged earlier as well. The index is currently holding above the rising trendline near **25,900–25,950**, which keeps the broader short-term structure positive. However, the RSI is hovering near the neutral–bullish zone and shows mild loss of momentum, indicating some fatigue at higher levels. A sustained move above **26,300** can trigger fresh upside, while a break below **25,900** may lead to a deeper corrective phase.



## TRADE IDEA OF THE DAY - COFORGE

### Buy December Future

Entry Range	1972-1978
Target Range	2010
Stop Loss	1950



### Rationale

- **Fresh breakout at lifetime highs:** The stock has given a clean breakout above the earlier resistance zone near **₹1,920–1,940**, indicating strong bullish momentum and continuation of the uptrend.
- **Strong price structure with higher highs–higher lows:** The medium-term trend remains firmly positive, supported by a steady series of higher tops and bottoms since October.
- **RSI in bullish zone:** The RSI is placed around **71**, showing strong momentum without any negative divergence, which supports further upside in the near term.
- **Volume and follow-through strength:** The breakout is backed by healthy price expansion, suggesting institutional participation and improving confidence in the ongoing rally.

05 December 2025

*Daily*  
**Derivatives**

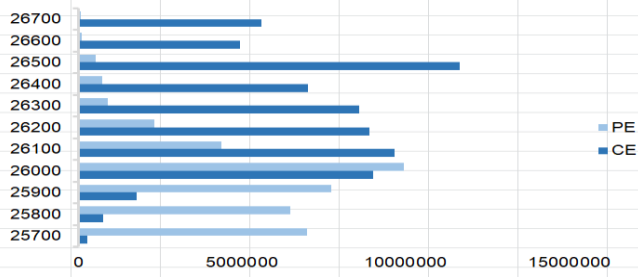
### NIFTY

Nifty	26189.00
OI (In contracts)	201770
CHANGE IN OI (%)	0.23
PRICE CHANGE (%)	0.01

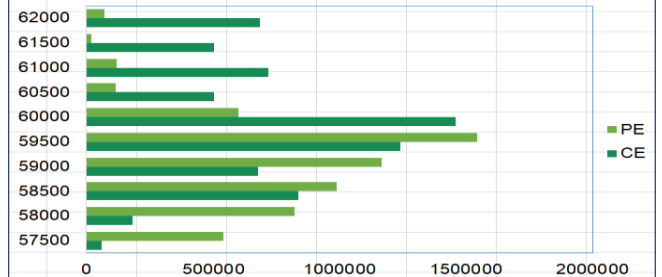
### BANKNIFTY

Nifty	59647.20
OI (In contracts)	48733
CHANGE IN OI (%)	4.83
PRICE CHANGE (%)	0.01

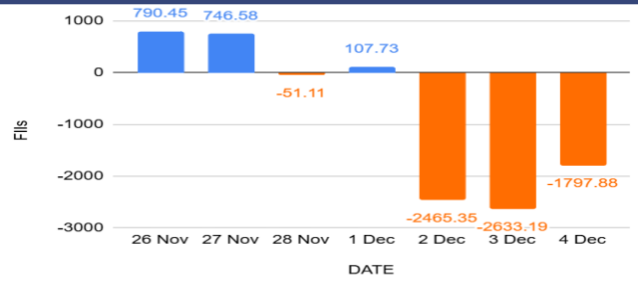
### NIFTY OI



### BANKNIFTY OI



### FIIs Activity Index Futures



### FIIs Long Short Ratio



### Long Buildup

Name	Price	Price %	OI	OI%
BOSCHLTD	36985	0.04	211225	8.36
CAMS	3984.9	0.16	1803900	6.88
COFORGE	1976.9	0.19	13585875	5.38
ASIANPAINT	2969.6	0.04	11567250	5.21

### Short Buildup

Name	Price	Price %	OI	OI%
HINDUNILVR	2455.1	-0.31	6872100	18.24
POLICYBZR	1855.2	-0.27	7841400	8.33
NAUKRI	1397.5	-0.18	8074125	5.97
POWERINDIA	20185	-0.10	255850	5.22

### Breakout Stocks (1 Month High)

Name	LTP	22 DAY HIGH	%
COFORGE	1973.1	1943	1.55
MPHASIS	2925.2	2894.6	1.06
LTIM	6289	6239.5	0.79
TECHM	1568.9	1557.8	0.71

### Breakdown Stocks (1 Month Low)

Name	LTP	22 DAY LOW	%
KAYNES	5004	5305.5	-5.68
PATANJALI	530.95	554	-4.16
SUZLON	51.17	52.4	-2.35
DIXON	13767	14064	-2.11

## NIFTY 50 - STOCKS KEY LEVELS

SYMBOL	R1*	R2*	PP*	S1*	S2*
ADANIENT	2239	2259	2211	2190	2163
ADANIPTS	1513	1521	1502	1494	1483
APOLLOHOSP	7233	7265	7196	7164	7126
ASIANPAINT	2984	3011	2959	2932	2907
AXISBANK	1285	1291	1277	1272	1264
BAJAJ-AUTO	9124	9163	9056	9017	8949
BAJAJFINSV	2063	2076	2048	2035	2020
BAJFINANCE	1036	1042	1026	1019	1010
BEL	411	414	406	403	398
BHARTIARTL	2117	2130	2095	2082	2061
CIPLA	1530	1539	1517	1508	1494
COALINDIA	381	383	378	375	372
DRREDDY	1286	1294	1276	1268	1258
EICHERMOT	7156	7212	7111	7055	7010
ETERNAL	299	302	296	293	289
GRASIM	2745	2760	2728	2713	2695
HCLTECH	1669	1684	1657	1642	1630
HDFCBANK	1004	1010	998	992	987
HDFCLIFE	769	778	757	749	737
HINDALCO	822	833	815	804	798
HINDUNILVR	2489	2516	2456	2429	2396
ICICIBANK	1392	1398	1386	1381	1374
INDIGO	5541	5645	5469	5365	5293
INFY	1608	1619	1588	1577	1557
ITC	405	406	402	400	397

\*R1 - Resistance 1 | \*R2 - Resistance 2 | \*PP - Pivot Point | \*S1 - Support 1 | \*S2 - Support 2

## NIFTY 50 - STOCKS KEY LEVELS

SYMBOL	R1*	R2*	PP*	S1*	S2*
JIOFIN	304	305	302	300	298
JSWSTEEL	1163	1175	1153	1141	1131
KOTAKBANK	2148	2160	2135	2122	2109
LT	4008	4032	3985	3960	3937
M&M	3693	3715	3657	3635	3599
MARUTI	16124	16253	16005	15876	15757
MAXHEALTH	1093	1101	1081	1073	1061
NESTLEIND	1247	1252	1240	1235	1228
NTPC	324	326	323	321	320
ONGC	243	245	242	240	239
POWERGRID	271	273	268	266	264
RELIANCE	1558	1581	1538	1515	1495
SBILIFE	2022	2040	1990	1972	1940
SBIN	952	956	948	944	940
SHRIRAMFIN	836	843	828	821	813
SUNPHARMA	1828	1838	1813	1803	1788
TATACONSUM	1156	1163	1147	1139	1130
TATASTEEL	168	169	167	166	165
TCS	3257	3285	3222	3194	3160
TECHM	1580	1597	1560	1543	1524
TITAN	3828	3855	3803	3776	3751
TMPV	359	362	357	354	352
TRENT	4247	4278	4204	4173	4130
ULTRACEMCO	11651	11695	11588	11544	11481
WIPRO	259	260	257	255	254

\*R1 - Resistance 1 | \*R2 - Resistance 2 | \*PP - Pivot Point | \*S1 - Support 1 | \*S2 - Support 2

**Our Research Team**

Name	Email ID
Ajit Mishra	<a href="mailto:ajit.mishra@religare.com">ajit.mishra@religare.com</a>
Abhijeet Banerjee	<a href="mailto:abhijeet.banerjee@religare.com">abhijeet.banerjee@religare.com</a>
Gaurav Sharma	<a href="mailto:gauravsharma2@religare.com">gauravsharma2@religare.com</a>
Ashwani Harit	<a href="mailto:ashwani.harit@religare.com">ashwani.harit@religare.com</a>
Divya Parmar	<a href="mailto:divya.parmar@religare.com">divya.parmar@religare.com</a>
Rajan Gupta	<a href="mailto:rajan.gupta1@religare.com">rajan.gupta1@religare.com</a>
Vivek Chandra	<a href="mailto:vivek.chandra@religare.com">vivek.chandra@religare.com</a>
Himanshu Gupta	<a href="mailto:himanshu.gupta1@religare.com">himanshu.gupta1@religare.com</a>
Vishvajeet Singh	<a href="mailto:vishvajeet.singh1@religare.com">vishvajeet.singh1@religare.com</a>

05 December 2025

*Daily*  
**Derivatives**

Before you use this research report, please ensure to go through the disclosure interalia as required under Securities and Exchange Board of India (Research Analysts) Regulations, 2014 and Research Disclaimer at the following link: [www.religareonline.com/disclaimer](http://www.religareonline.com/disclaimer)

Specific analyst(s) specific disclosure(s) inter-alia as required under Securities and Exchange Board of India (Research Analysts) Regulations, 2014 is/are as under:

S.No.	Statement	Answer	
		Tick Appropriate	
		Yes	No
1.	I/we or any of my/our relative has any financial interest in the subject company? (If answer is yes, nature of interest is given below this table)		No
2.	I/we or any of my/our relatives, have actual/beneficial ownership of one per cent. or more securities of the subject company, at the end of the month immediately preceding the date of the research report or date of the public appearance?		No
3.	I/we or any of my/our relative, has any other material conflict of interest at the time of publication of the research report or at the time of the public appearance?		
4.	I/we have received any compensation from the subject company in the past twelve months?		No
5.	I/we have managed or co-managed public offering of securities for the subject company in the past twelve months?		No
6.	I/we have received any compensation for brokerage services from the subject company in the past twelve months?		No
7.	I/we have received any compensation or other benefits from the subject company or third party in connection with the research report?		No
8.	I/we have served as an officer, director or employee of the subject company?		No
9.	I/we have been engaged in market making activity for the subject company?		No

2014 is/are as under:

Statements of ownership and material conflicts of interest, compensation – Research Analyst (RA)

Nature of Interest [If answer to f (a) above conflicts is Yes

.....]

Name(s) with Signature(s) of RA(s).

[Please note that only in case of multiple RAs and if the answers differ inter-se between the RAs, then RA specific answer with respect to

**Copyright:** This document vests exclusively with RBL. This information should not be reproduced or redistributed or passed on directly or indirectly in any form to any other person or published, copied, in whole or in part, for any purpose, without prior written permission from RBL. We do not guarantee the integrity of any emails or attached files and are not responsible for any changes made to them by any other person.