23 NOV. 2026

Jainam™

Market Overview | Nifty Open Interest | Stock Open Interest

Daily Newsletter

Derivative & Technical Mirror

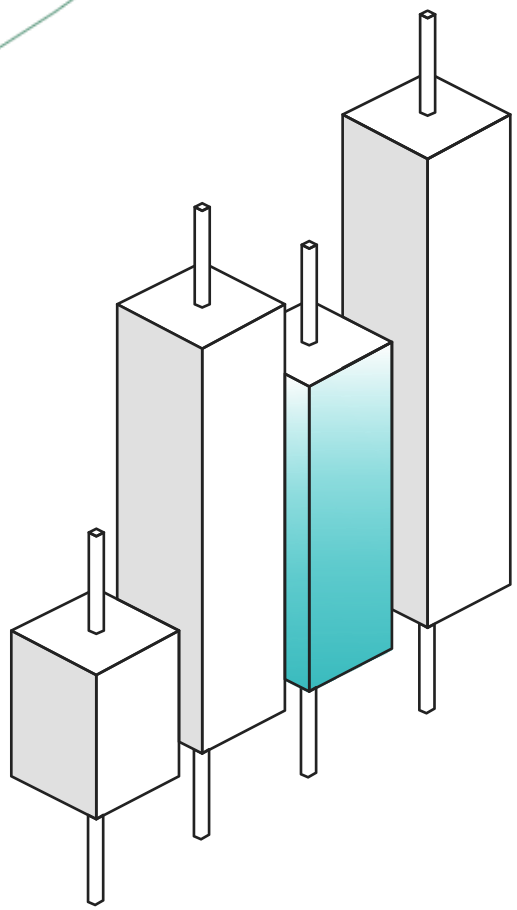

MARKET OVERVIEW

DAILY DERIVATIVE AND TECHNICAL SNAPSHOT

Indices Snapshot

Nifty	20-11-2026	19-11-2026	Change	Change(%)
Spot	25,800.60	25,514.30	286.3	1.12%
Fut	25,750.50	25,533.00	217.5	0.85%
Open Int	85,10,125	1,12,60,275	-2750150	-24.42%
Implication	SHORT COVERING			

BankNifty	20-11-2026	19-11-2026	Change	Change(%)
Spot	64,635.20	63,063.00	1572.2	2.49%
Fut	64,427.40	63,079.60	1347.8	2.14%
Open Int	12,19,770	16,88,790	-469020	-27.77%
Implication	SHORT COVERING			

Nifty Technical View

INDEX	Close	S2	S1	PIVOT	R1	R2
Nifty	25,800.60	25,188.00	25,494.00	25,652.00	25,958.00	26,115.00
Banknifty	64,635.20	61,889.00	63,262.00	63,972.00	65,344.00	66,054.00
Sensex	83,919.71	81,819.00	82,869.00	83,454.00	84,504.00	85,088.00

Nifty opened on a flat note but buying led the index upwards to end in the green. Nifty closed at 25801 with a gain of 286 points. On the daily chart the index has formed a long Bullish candle forming higher High-Low formation compared to previous session indicates positive bias. The chart pattern suggests that if Nifty crosses and sustains above 25810 level it would witness buying which would lead the index towards 25900-26000 levels. Important Supports for the day is around 25600 However if index sustains below 25600 then it may witness profit booking which would take the index towards 25500-25400 levels.



NIFTY OPEN INTEREST

DAILY DERIVATIVE AND TECHNICAL SNAPSHOT

NIFTY OPEN INTERST : WEEKLY EXPIRY 23 NOVEMBER 2026

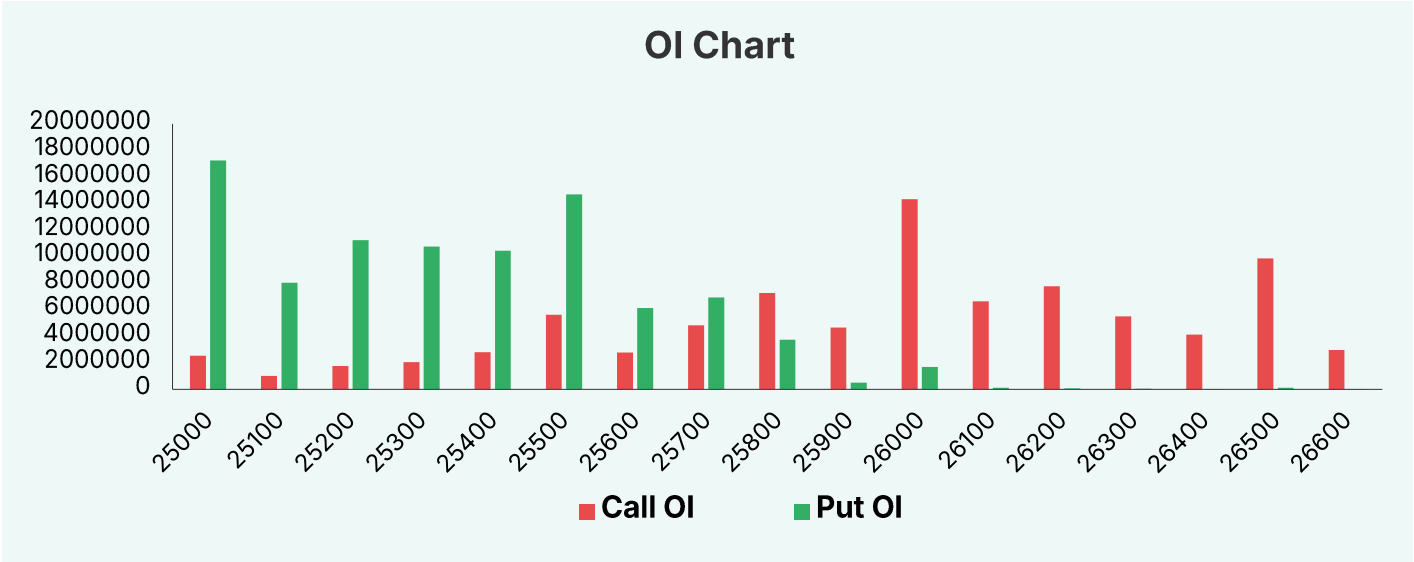

NIFTY OPEN INTERST CHANGE : WEEKLY EXPIRY 23 NOVEBER 2026

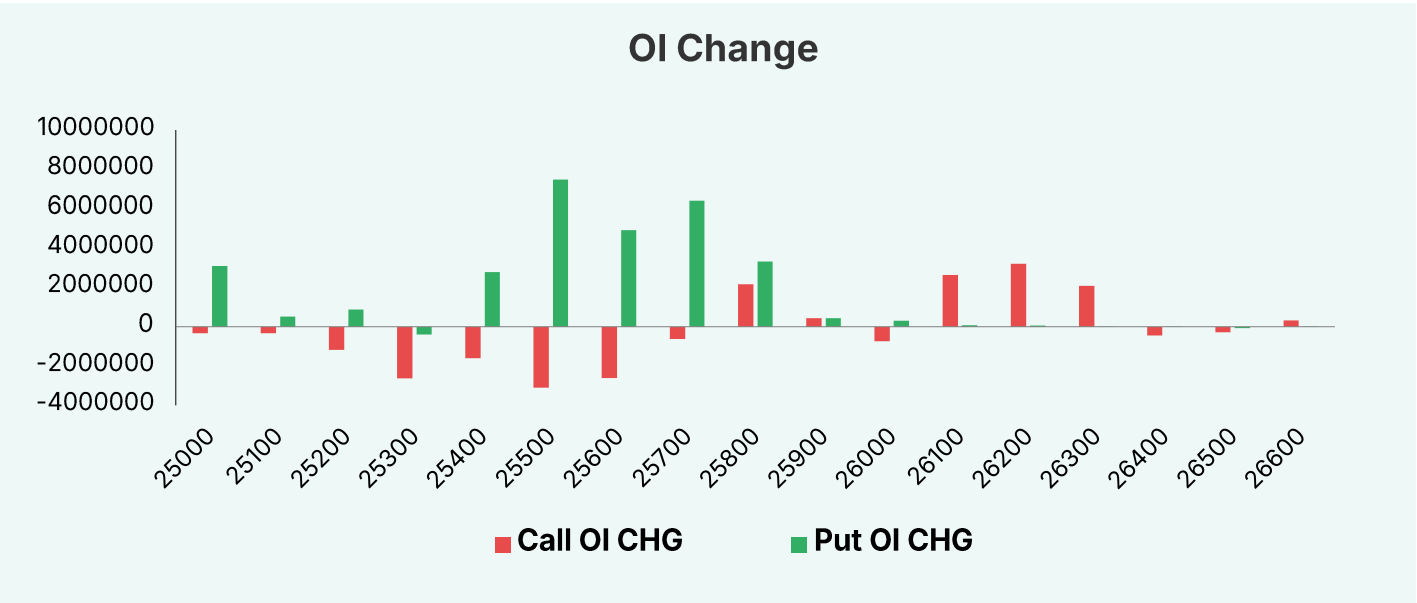

- India Volatility Index (VIX) changed by 7.51% and settled at 17.32.
- The Nifty Put Call Ratio (PCR) finally stood at 1.69 vs. 1.48 (19/11/2026) for 23 November 2026 weekly expiry.
- The maximum OI outstanding for Call was at 26000 with 143.14 lacs followed by 26500 with 98.67 Lacs and that for Put was at 25000 with 172.50 lacs followed by 25500 with 146.95 lacs.
- The highest OI Change for Call was at 26200 with 32.04 lacs Increased and that for Put was at 25500 with 74.80 lacs Increased.
- Based on OI actions, we expect Nifty to remain in a range from 26000 – 25700 either side breakout will lead the further trend.

STOCK OPEN INTEREST

DAILY DERIVATIVE AND TECHNICAL SNAPSHOT

TOP 5 – LONG BUILDUP

SECURITIES	LTP	CHANGE(%)	OI	OI CHANGE (%)	INTRADAY - RANGE	
					SUPPORT	RESISTANCE
HDFCLIFE 23 Nov 2026	587.4	1.71	25930300	46.23	574.27	595.17
BAJAJFINSV 23 Nov 2026	1898.7	1.08	4508700	43.35	1860.07	1923.17
AXISBANK 23 Nov 2026	1438	4.35	38791875	38.44	1388.20	1468.40
M&M 23 Nov 2026	3525	0.51	8120400	27.42	3482.83	3561.03
SBILIFE 23 Nov 2026	1824.7	1.13	3328500	27.38	1796.33	1839.43

TOP 5 – SHORT BUILDUP

SECURITIES	LTP	CHANGE(%)	OI	OI CHANGE (%)	INTRADAY - RANGE	
					SUPPORT	RESISTANCE
CIPLA 23 Nov 2026	1406.4	-0.73	6037975	30.66	1395.93	1422.93
DIVISLAB 23 Nov 2026	11100	-0.47	3106100	27.17	11011.33	11198.33
ZYDUSLIFE 23 Nov 2026	1196.7	-0.22	5843250	17.6	1188.10	1206.20
DRREDDY 23 Nov 2026	1388	-0.54	8813125	16.81	1379.17	1397.87
SUNPHARMA 23 Nov 2026	1882	-1.08	9077600	13.67	1870.90	1900.30

TOP 5 – SHORT COVERING

SECURITIES	LTP	CHANGE(%)	OI	OI CHANGE (%)	INTRADAY - RANGE	
					SUPPORT	RESISTANCE
DATAPATTNS 23 Nov 2026	4219.4	2.42	98250	-59.73	4086.13	4303.03
CUB 23 Nov 2026	247.33	6.1	1864650	-48.32	234.77	255.10
SYRMA 23 Nov 2026	1523.5	0.22	667550	-39.39	1491.40	1547.20
TATAELXSI 23 Nov 2026	3858	3.87	409875	-36.56	3711.70	3979.60
RBLBANK 23 Nov 2026	398.75	2.36	12976225	-36.05	384.33	407.43

TOP 5 - LONG UNWINDING

SECURITIES	LTP	CHANGE(%)	OI	OI CHANGE (%)	INTRADAY - RANGE	
					SUPPORT	RESISTANCE
NAVINFLUOR 23 Nov 2026	10070.5	-1.54	90375	-64.09	9970.17	10250.67
KARURVYSYA 23 Nov 2026	377.1	-2	503750	-49.22	372.52	384.47
COCHINSHIP 23 Nov 2026	1132.8	-0.89	1927600	-41.36	1122.77	1145.77
MAZDOCK 23 Nov 2026	1830	-1.05	1287450	-34.36	1816.07	1850.97
SUZLON 23 Nov 2026	36.93	-0.35	144170400	-30.57	36.44	37.36

Used Terminology :-

- **India VIX**

India Volatility Index measures the volatility of NIFTY 50 for next 30 calendar days. It is calculated based on the buy sell price of nifty 50 options. Higher the India VIX, higher the expected volatility and vice-versa.

- **PCR Ratio**

The ratio of put trading volume divided by the call trading volume. For example, a put/call ratio of 0.74 means that for every 100 calls bought, 74 puts were bought. The PCR around 0.60-0.70 is oversold zone and PCR around 1.70-1.80 is overbought zone as per the historical data.

- **Open Interest**

Open interest(OI) is the total number of outstanding contracts that are held by market participants at the end of each day.

DISCLAIMER

Name of the Member: Jainam Broking Limited | CIN: U67120GJ2003PLC043162 | Registered Office: P03-02C, P03-02D & P03-02E, 3rd Floor, WTC Tower (51A), Road 5E, Block 51, Zone 5, DTA, Gift City, Gandhi Nagar, Gandhi Nagar, Gujarat, India, 382050 | Corporate Office: Jainam House, Plot No. 42, Near Shardayatan School, Piplod, Surat, Gujarat–395007 | SEBI Research Analyst Registered No.: INH000006448 BSE Enlistment No.: 5310|

Investment in securities market are subject to market risks. Read all the related documents carefully before investing.Registration granted by SEBI, enlistment with BSE and certification from NISM in no way guarantee performance of the intermediary or provide any assurance of returns to investors. Illustration only and not recommendatory.

For more details, visit https://www.jainam.in/wp-content/uploads/2024/11/Disclosure-and-Disclaimer_Research-Analyst

Contact Us

Jainam™

JAINAM HOUSE

Nr. Shardayatan School, Kargil Chowk, New Passport Office Road, Piplod, urat -7

0261 -6725319/09/10 | research@jainam.in

Scan the code to Join our whatsapp group