



Daily Derivatives

20 February, 2026

DERIVATIVES

20 February 2026

Key Indices

Index	Close	Changes (%)
NIFTY	25454.35	-1.41
SENSEX	82498.14	-1.48
BANKNIFTY	60739.55	-1.32
INDIA VIX	13.46	10.12

Market Outlook

Markets weakened on Thursday, snapping the recent run of gains as profit booking and broader risk-off sentiment resurfaced. After opening marginally higher, the Nifty drifted into negative territory and traded lower through the afternoon, weighed down by widespread weakness across key sectors. The index eventually settled at 25,454. On the derivatives front, fresh Call OI build-up at 25,500 and higher strikes signals immediate resistance, while fresh Put OI additions at 25,000 followed by 24,800 indicate a strong support base for the index..



TRADE IDEA OF THE DAY - HINDUNILVR

BUY 24 FEB 2280 PE

Entry Range	16-20
Target Range	42
Stop Loss	8



Rationale

- HINDUNILVR remains under sustained selling pressure, with recent rebounds failing to hold, and has broken down after consolidating near its key moving average cluster-reinforcing the prevailing bearish trend.
- The formation of a bearish flag pattern signals potential trend continuation, suggesting further downside in the near term.
- In the derivatives segment, unwinding at the 2300 put strike along with fresh call additions at higher strikes indicates a negative bias and expectations of continued pressure.

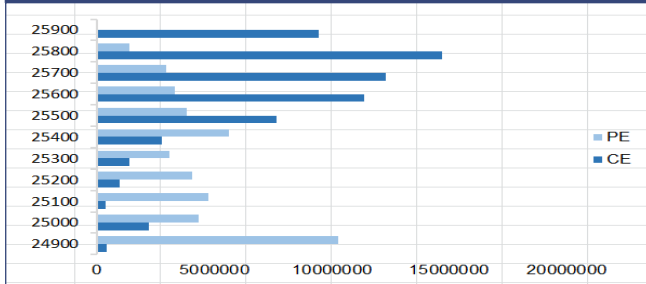
20 February 2026

Daily Derivatives

NIFTY

Nifty	25410.00
OI (In Lots)	237884
CHANGE IN OI (%)	2.53
PRICE CHANGE (%)	-1.62

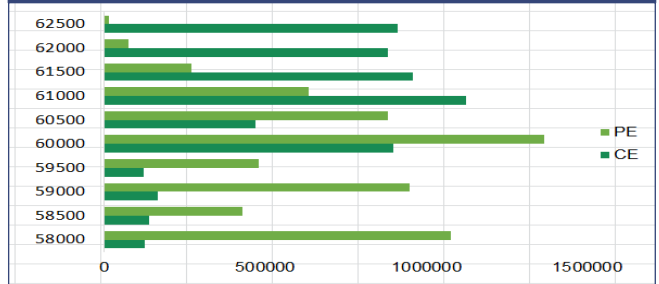
NIFTY OI



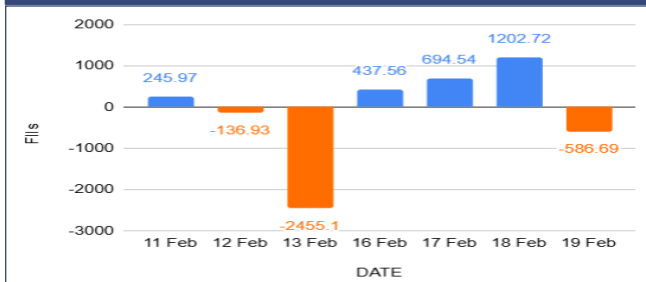
BANKNIFTY

Nifty	60640.00
OI (In Lots)	40408
CHANGE IN OI (%)	-15.54
PRICE CHANGE (%)	-1.40

BANKNIFTY OI



FII's Activity Index Futures



FII's Long Short Ratio



Long Buildup

Name	LTP	% Change	OI (Lots)	% OI Change
ONGC	274	3.57	55215	13.25
MCX	2367.9	0.92	20937	3.38
HDFCLIFE	733.3	0.60	30746	2.90
SYNGENE	438.3	0.99	10798	1.92

Short Buildup

Name	LTP	% Change	OI (Lots)	% OI Change
KOTAKBANK	415.95	-2.32	108302	26.48
ICICIPRULI	647.15	-0.51	19571	19.46
BRITANNIA	6096	-1.17	31581	15.03
ETERNAL	271	-2.15	87320	14.46

Breakout Stocks (1 Month High)

Name	LTP	% Change	22 DAY HIGH
RBLBANK	331.75	1.83	327
-	-	-	-
-	-	-	-
-	-	-	-

Breakdown Stocks (1 Month Low)

Name	LTP	% Change	22 DAY LOW
INOXWIND	96.58	-2.43	97.59
LTIM	4964	-2	4994
HINDUNILVR	2279.8	-2.06	2293.2
MUTHOOTFIN	3404.8	-1.67	3423.7

20 February 2026

Daily
Derivatives

NIFTY 50 - STOCKS KEY LEVELS

SYMBOL	R1*	R2*	LTP*	S1*	S2*
ADANIENT	2200	2243	2156.7	2132	2108
ADANIPTS	1541	1568	1513.3	1496	1480
APOLLOHOSP	7644	7695	7592.5	7546	7500
ASIANPAINT	2422	2444	2400.8	2385	2370
AXISBANK	1376	1395	1356.6	1344	1332
BAJAJ-AUTO	9959	10188	9729	9600	9471
BAJAJFINSV	2059	2085	2033.2	2016	1999
BAJFINANCE	1025	1034	1017.05	1008	999
BEL	445	455	435.35	429	423
BHARTIARTL	2022	2056	1988.6	1965	1941
CIPLA	1349	1370	1328.9	1316	1303
COALINDIA	419	422	416.15	414	412
DRREDDY	1293	1304	1282.3	1274	1266
EICHERMOT	8063	8230	7897	7807	7718
ETERNAL	278	284	271.75	268	264
GRASIM	2934	3004	2864.3	2821	2777
HCLTECH	1487	1524	1450.4	1428	1406
HDFCBANK	926	936	915.6	909	902
HDFCLIFE	738	743	733.15	726	719
HINDALCO	917	929	905.65	897	889
HINDUNILVR	2319	2359	2279.3	2257	2236
ICICIBANK	1406	1423	1388.8	1378	1368
INDIGO	4906	4997	4815.1	4757	4699
INFY	1394	1417	1370.5	1355	1340
ITC	332	338	326	323	319

*R1 - Resistance 1 | *R2 - Resistance 2 | *LTP – Last Traded Price | *S1 - Support 1 | *S2 - Support 2

20 February 2026

Daily
Derivatives

NIFTY 50 - STOCKS KEY LEVELS

SYMBOL	R1*	R2*	LTP*	S1*	S2*
JIOFIN	264	269	258.6	255	252
JSWSTEEL	1248	1268	1228.4	1216	1203
KOTAKBANK	423	430	416.4	413	409
LT	4322	4364	4280.5	4250	4220
M&M	3512	3592	3431.8	3387	3341
MARUTI	15170	15438	14903	14744	14586
MAXHEALTH	1088	1094	1081.45	1075	1068
NESTLEIND	1295	1312	1278.5	1267	1255
NTPC	369	374	363.2	360	357
ONGC	278	282	274.65	270	264
POWERGRID	300	305	294.65	291	288
RELIANCE	1435	1461	1409.5	1392	1375
SBILIFE	2061	2080	2043	2031	2019
SBIN	1221	1236	1205.7	1195	1184
SHRIRAMFIN	1072	1090	1054.7	1043	1030
SUNPHARMA	1724	1734	1713.4	1707	1700
TATACONSUM	1169	1178	1160.5	1152	1143
TATASTEEL	210	214	205.41	203	200
TCS	2729	2780	2677.9	2647	2616
TECHM	1517	1555	1479.3	1457	1434
TITAN	4242	4287	4198.2	4172	4147
TMPV	384	392	375.7	371	366
TRENT	4148	4229	4067.9	4020	3973
ULTRACEMCO	12952	13217	12688	12530	12373
WIPRO	214	217	211.21	209	207

*R1 - Resistance 1 | *R2 - Resistance 2 | *LTP – Last Traded Price | *S1 - Support 1 | *S2 - Support 2

Our Research Team

Name	Email ID
Ajit Mishra	ajit.mishra@religare.com
Abhijeet Banerjee	abhijeet.banerjee@religare.com
Gaurav Sharma	gauravsharma2@religare.com
Ashwani Harit	ashwani.harit@religare.com
Divya Parmar	divya.parmar@religare.com
Rajan Gupta	rajan.gupta1@religare.com
Vivek Chandra	vivek.chandra@religare.com
Himanshu Gupta	himanshu.gupta1@religare.com

20 February 2026

Daily Derivatives

Before you use this research report, please ensure to go through the disclosure interalia as required under Securities and Exchange Board of India (Research Analysts) Regulations, 2014 and Research Disclaimer at the following link: www.religareonline.com/disclaimer

Specific analyst(s) specific disclosure(s) inter-alia as required under Securities and Exchange Board of India (Research Analysts) Regulations, 2014 is/are as under:

S.No.	Statement	Answer	
		Tick Appropriate	
		Yes	No
1.	I/we or any of my/our relative has any financial interest in the subject company? (If answer is yes, nature of interest is given below this table)		No
2.	I/we or any of my/our relatives, have actual/beneficial ownership of one per cent. or more securities of the subject company, at the end of the month immediately preceding the date of the research report or date of the public appearance?		No
3.	I/we or any of my/our relative, has any other material conflict of interest at the time of publication of the research report or at the time of the public appearance?		
4.	I/we have received any compensation from the subject company in the past twelve months?		No
5.	I/we have managed or co-managed public offering of securities for the subject company in the past twelve months?		No
6.	I/we have received any compensation for brokerage services from the subject company in the past twelve months?		No
7.	I/we have received any compensation or other benefits from the subject company or third party in connection with the research report?		No
8.	I/we have served as an officer, director or employee of the subject company?		No
9.	I/we have been engaged in market making activity for the subject company?		No

2014 is/are as under:

Statements of ownership and material conflicts of interest, compensation – Research Analyst (RA)

Nature of Interest [If answer to f (a) above conflicts is Yes

.....]

Name(s) with Signature(s) of RA(s).

[Please note that only in case of multiple RAs and if the answers differ inter-se between the RAs, then RA specific answer with respect to

Copyright: This document vests exclusively with RBL. This information should not be reproduced or redistributed or passed on directly or indirectly in any form to any other person or published, copied, in whole or in part, for any purpose, without prior written permission from RBL. We do not guarantee the integrity of any emails or attached files and are not responsible for any changes made to them by any other person.