



Daily *Derivatives*

08 April, 2026

DERIVATIVES

Key Indices

Index	Close	Changes (%)
NIFTY	22968.25	1.12
SENSEX	74106.85	1.07
BANKNIFTY	52609.10	2.06
INDIA VIX	24.46	-0.21

Market Outlook

The Indian benchmark indices extended their gains for the second consecutive session, with the Nifty index decisively settled above the 23,000 mark. From a technical standpoint, the next crucial hurdle is placed around the 23,500 zone, which coincides with the short-term 20-DEMA. A sustained move beyond this zone could further improve near-term sentiment and open the door for additional upside. On the derivatives front, fresh call writing at 23,500 and put writing at 22,500 suggest a likely consolidation range in the near term, with 23,000 emerging as a key contention zone. The next directional move is driven by a decisive breakout on the either side on this range.



**TRADE IDEA OF THE DAY -
TATA CONSULTANCY (TCS)**

BUY 28 APR 2600 CALL

Entry Range	56 – 58
Target Range	86
Stop Loss	40



Rationale

- On the daily chart TCS has shown a bullish reversal after breaking out of a short-term consolidation zone, indicating renewed buying interest at lower levels. The recent price action suggests formation of a near-term bottom.
- A strong rebound from oversold territory is supported by improving RSI, which is now trending higher, reflecting strengthening momentum and shift in market sentiment.
- On the technical front, price reclaiming the 20 EMA signals early signs of trend reversal, with potential upside towards the 2600–2650 zone in the near term.
- Overall structure indicates that recovery is likely to continue, as long as the stock sustains above immediate support near 2450, keeping bullish bias intact.

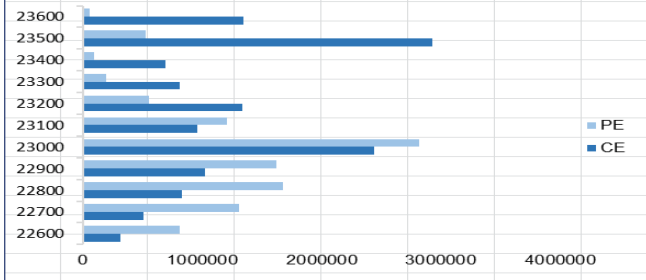
NIFTY

Nifty	23165.00
OI (In Lots)	344321
CHANGE IN OI (%)	4.09
PRICE CHANGE (%)	0.47

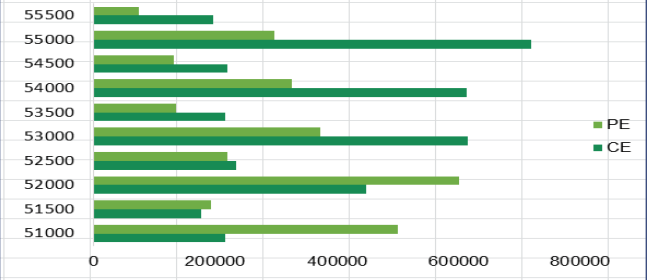
BANKNIFTY

Nifty	52849.00
OI (In Lots)	77897
CHANGE IN OI (%)	-2.02
PRICE CHANGE (%)	-0.09

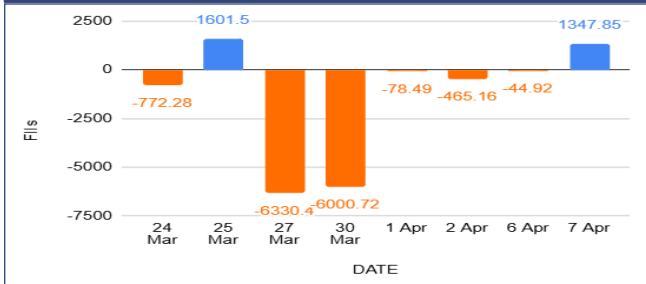
NIFTY OI



BANKNIFTY OI



FII's Activity Index Futures



FII's Long Short Ratio



Long Buildup

Name	LTP	% Change	OI (Lots)	% OI Change
GODFRYPHLP	1937.8	0.16	597	32.37
COCHINSHIP	1345	0.68	1902	15.13
HYUNDAI	1704.8	0.91	13492	12.69
CONCOR	455	0.33	21975	9.12

Short Buildup

Name	LTP	% Change	OI (Lots)	% OI Change
FORCEMOT	19775	-6.58	4181	209.47
IDEA	8.7	-1.36	60090	106.18
KFINTECH	888.5	-3.16	4942	30.12
JUBLFOOD	408.3	-10.29	25918	28.21

Breakout Stocks (1 Month High)

Name	LTP	% Change	22 DAY HIGH
OFSS	7193.5	2.49	7078
OBEROIRLTY	1541.7	1.8	1521.8
PERSISTENT	5307.4	1.2	5266.9
MPHASIS	2334.3	4.26	2322

Breakdown Stocks (1 Month Low)

Name	LTP	% Change	22 DAY LOW
JUBLFOOD	409.8	-9.96	422.55
BIOCON	341.9	-4.26	343
-	-	-	-
-	-	-	-

NIFTY 50 - STOCKS KEY LEVELS

SYMBOL	R1*	R2*	LTP*	S1*	S2*
ADANIANT	1903	1924	1882.1	1863	1844
ADANIPTS	1391	1401	1381	1370	1358
APOLLOHOSP	7391	7456	7326.5	7241	7156
ASIANPAINT	2208	2230	2186.2	2155	2123
AXISBANK	1263	1277	1250.1	1229	1208
BAJAJ-AUTO	9158	9267	9049.5	8871	8692
BAJAJFINSV	1709	1734	1684.4	1642	1600
BAJFINANCE	864	872	855.1	845	836
BEL	431	434	427.8	423	417
BHARTIARTL	1856	1882	1830.3	1788	1746
CIPLA	1213	1224	1202.4	1188	1174
COALINDIA	466	469	463	458	452
DRREDDY	1212	1227	1196.1	1180	1163
EICHERMOT	6697	6788	6605.5	6478	6351
ETERNAL	236	239	231.97	227	222
GRASIM	2644	2666	2621	2587	2554
HCLTECH	1463	1484	1441.6	1404	1367
HDFCBANK	777	782	772	764	756
HDFCLIFE	585	589	581.7	576	570
HINDALCO	969	983	954.5	937	919
HINDUNILVR	2136	2162	2110.6	2068	2025
ICICIBANK	1258	1271	1245.5	1225	1204
INDIGO	4312	4355	4268.8	4203	4137
INFY	1359	1378	1339.4	1307	1274
ITC	301	303	298.45	294	290

*R1 - Resistance 1 | *R2 - Resistance 2 | *LTP – Last Traded Price | *S1 - Support 1 | *S2 - Support 2

NIFTY 50 - STOCKS KEY LEVELS

SYMBOL	R1*	R2*	LTP*	S1*	S2*
JIOFIN	237	239	235.33	233	230
JSWSTEEL	1166	1179	1151.9	1130	1109
KOTAKBANK	366	368	362.95	359	354
LT	3754	3784	3723.3	3675	3628
M&M	3033	3059	3006.6	2965	2924
MARUTI	12923	13049	12798	12584	12371
MAXHEALTH	945	957	932.4	912	891
NESTLEIND	1234	1245	1222.8	1203	1183
NTPC	372	375	368.85	364	359
ONGC	289	292	286.65	282	277
POWERGRID	297	299	295.4	292	289
RELIANCE	1312	1319	1304.6	1294	1284
SBILIFE	1856	1871	1841.4	1816	1791
SBIN	1039	1047	1030.4	1017	1004
SHRIRAMFIN	939	947	930.65	916	902
SUNPHARMA	1734	1750	1718	1692	1665
TATACONSUM	1073	1083	1062	1043	1024
TATASTEEL	200	202	198.13	195	191
TCS	2573	2606	2539.8	2477	2415
TECHM	1493	1513	1473.4	1442	1412
TITAN	4260	4289	4230.6	4185	4140
TMPV	311	314	308.7	304	299
TRENT	3889	3955	3823	3767	3710
ULTRACEMCO	11005	11074	10936	10816	10696
WIPRO	208	211	204.72	199	194

*R1 - Resistance 1 | *R2 - Resistance 2 | *LTP – Last Traded Price | *S1 - Support 1 | *S2 - Support 2

Our Research Team

Name	Email ID
Ajit Mishra	ajit.mishra@religare.com
Abhijeet Banerjee	abhijeet.banerjee@religare.com
Gaurav Sharma	gauravsharma2@religare.com
Ashwani Harit	ashwani.harit@religare.com
Divya Parmar	divya.parmar@religare.com
Rajan Gupta	rajan.gupta1@religare.com
Vivek Chandra	vivek.chandra@religare.com
Himanshu Gupta	himanshu.gupta1@religare.com

Before you use this research report, please ensure to go through the disclosure interalia as required under Securities and Exchange Board of India (Research Analysts) Regulations, 2014 and Research Disclaimer at the following link: www.religareonline.com/disclaimer

Specific analyst(s) specific disclosure(s) inter-alia as required under Securities and Exchange Board of India (Research Analysts) Regulations, 2014 is/are as under:

S.No.	Statement	Answer	
		Yes	No
		Tick Appropriate	
		Yes	No
1.	I/we or any of my/our relative has any financial interest in the subject company? (If answer is yes, nature of interest is given below this table)		No
2.	I/we or any of my/our relatives, have actual/beneficial ownership of one per cent. or more securities of the subject company, at the end of the month immediately preceding the date of the research report or date of the public appearance?		No
3.	I/we or any of my/our relative, has any other material conflict of interest at the time of publication of the research report or at the time of the public appearance?		
4.	I/we have received any compensation from the subject company in the past twelve months?		No
5.	I/we have managed or co-managed public offering of securities for the subject company in the past twelve months?		No
6.	I/we have received any compensation for brokerage services from the subject company in the past twelve months?		No
7.	I/we have received any compensation or other benefits from the subject company or third party in connection with the research report?		No
8.	I/we have served as an officer, director or employee of the subject company?		No
9.	I/we have been engaged in market making activity for the subject company?		No

2014 is/are as under:

Statements of ownership and material conflicts of interest, compensation – Research Analyst (RA)

Nature of Interest [If answer to f (a) above conflicts is Yes

.....]

Name(s) with Signature(s) of RA(s).

[Please note that only in case of multiple RAs and if the answers differ inter-se between the RAs, then RA specific answer with respect to

Copyright: This document vests exclusively with RBL. This information should not be reproduced or redistributed or passed on directly or indirectly in any form to any other person or published, copied, in whole or in part, for any purpose, without prior written permission from RBL. We do not guarantee the integrity of any emails or attached files and are not responsible for any changes made to them by any other person.