



# *Daily* *Derivatives*

06 January, 2026

DERIVATIVES

06 January 2026

# Daily Derivatives

## Key Indices

Index	Close	Changes (%)
NIFTY	26250.30	-0.30
SENSEX	85439.62	-0.38
BANKNIFTY	60044.20	-0.18
INDIA VIX	10.02	6.06

## Market Outlook

The Nifty 50 opened on a strong note and inched towards fresh record highs but failed to sustain near the top. Profit booking near the 26,400 level dragged the index to an intraday low of 26,210 before it settled at 26,250. On the daily chart, the index remains resilient above the 26,200 mark, which keeps the bullish bias intact. A decisive break down below this level could extend the corrective fall towards 26,000. In the derivatives segment, fresh call writing at 26,300 and 26,400 indicates immediate resistance, while substantial put OI at 26,000 offers downside support.



## TRADE IDEA OF THE DAY - DLF CALL SPREAD

**BUY 27JAN 700 CE**  
**SELL 27JAN 730 CE**

Entry Range	14-15
Target Range	25
Stop Loss	9



## Rationale

- The stock has decisively reclaimed and is sustaining above 700 mark which is also aligned with the key moving average of the 20-DEMA, indicating a resumption of short-term bullish momentum after consolidation.
- Price action shows a higher low formation near the 680–690 support zone, reinforcing trend stability and buying emerges from the lower levels, so that long positions should be initiated with buy on dip approach.
- 14- Day RSI has moved above the 55 mark and is trending upward, signalling strengthening momentum without entering overbought territory.
- MACD histogram has showed early signs of a bullish crossover and traded in the bullish trajectory, suggesting scope for further upside continuation towards the 730–740 resistance zone.

06 January 2026

# Daily Derivatives

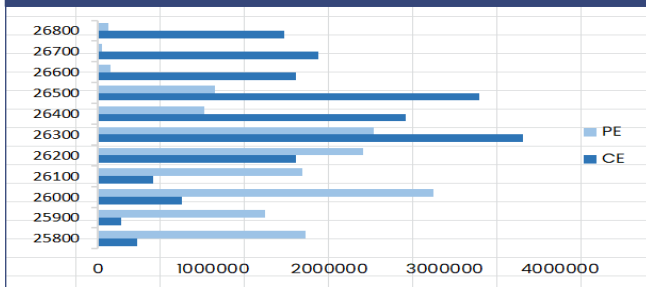
## NIFTY

Nifty	26329.00
OI (In Lots)	219575
CHANGE IN OI (%)	4.16
PRICE CHANGE (%)	-0.48

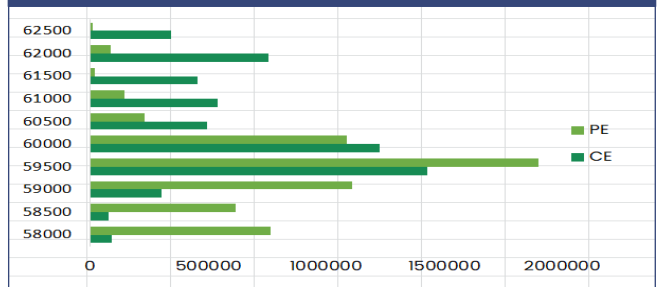
## BANKNIFTY

Nifty	60157.00
OI (In Lots)	45744
CHANGE IN OI (%)	-0.52
PRICE CHANGE (%)	-0.30

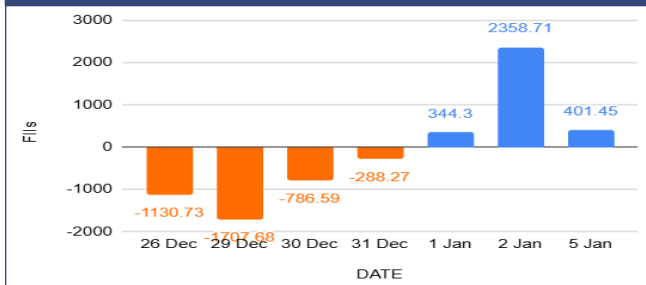
## NIFTY OI



## BANKNIFTY OI



## FIIs Activity Index Futures



## FIIs Long Short Ratio



## Long Buildup

Name	Price	Price %	OI	OI%
PGEL	632.75	4.53	11754350	13.63
SAMMAANCAP	152.35	1.75	118989600	11.37
DELHIVERY	414.2	1.81	18521450	10.16
BAJAJHLDNG	11318	0.67	83500	9.44

## Short Buildup

Name	Price	Price %	OI	OI%
WAAREEENER	2711	-5.43	1651300	86.85
SWIGGY	379.25	-2.43	8689200	23.53
KFINTECH	1061.8	-2.22	3537500	17.23
360ONE	1191.7	-0.36	2670500	13.45

## Breakout Stocks (1 Month High)

Name	LTP	22 DAY HIGH	%
UNIONBANK	163.19	158.09	3.23
PGEL	633.65	615	3.03
VOLTAS	1481.4	1450.2	2.15
SHREECEM	27710	27220	1.8

## Breakdown Stocks (1 Month Low)

Name	LTP	22 DAY LOW	%
JUBLFOOD	537.9	547.4	-1.74
DMART	3650.9	3705	-1.46
HCLTECH	1593.8	1611.6	-1.1
TIINDIA	2543.7	2550.1	-0.25

06 January 2026

# Daily Derivatives

## NIFTY 50 - STOCKS KEY LEVELS

SYMBOL	R1*	R2*	PP*	S1*	S2*
ADANIENT	2298	2316	2286	2268	2256
ADANIPTS	1500	1507	1490	1482	1472
APOLLOHOSP	7124	7165	7094	7053	7023
ASIANPAINT	2839	2863	2804	2780	2745
AXISBANK	1294	1302	1282	1274	1262
BAJAJ-AUTO	9633	9768	9549	9414	9330
BAJAJFINSV	2047	2054	2038	2031	2022
BAJFINANCE	994	1008	984	969	960
BEL	421	428	412	405	396
BHARTIARTL	2113	2120	2105	2097	2089
CIPLA	1527	1535	1517	1510	1500
COALINDIA	435	442	429	422	416
DRREDDY	1260	1270	1252	1243	1235
EICHERMOT	7555	7628	7442	7369	7255
ETERNAL	284	286	282	280	277
GRASIM	2880	2912	2861	2830	2811
HCLTECH	1634	1660	1607	1581	1554
HDFCBANK	997	1017	987	967	957
HDFCLIFE	766	773	759	752	745
HINDALCO	938	944	932	926	920
HINDUNILVR	2407	2429	2372	2349	2314
ICICIBANK	1380	1389	1367	1358	1344
INDIGO	5137	5171	5106	5072	5041
INFY	1635	1663	1609	1581	1555
ITC	354	358	350	346	342

\*R1 - Resistance 1 | \*R2 - Resistance 2 | \*PP - Pivot Point | \*S1 - Support 1 | \*S2 - Support 2

06 January 2026

*Daily*  
**Derivatives**

## NIFTY 50 - STOCKS KEY LEVELS

SYMBOL	R1*	R2*	PP*	S1*	S2*
JIOFIN	302	304	301	299	297
JSWSTEEL	1193	1200	1186	1179	1172
KOTAKBANK	2204	2218	2193	2180	2169
LT	4186	4222	4159	4124	4097
M&M	3825	3860	3805	3770	3750
MARUTI	17357	17558	17168	16967	16778
MAXHEALTH	1059	1068	1054	1045	1040
NESTLEIND	1330	1346	1304	1289	1263
NTPC	354	358	351	348	345
ONGC	245	251	240	234	229
POWERGRID	273	275	271	269	267
RELIANCE	1602	1625	1588	1565	1552
SBILIFE	2093	2110	2078	2061	2046
SBIN	1014	1023	1007	999	992
SHRIRAMFIN	1014	1024	1004	994	984
SUNPHARMA	1742	1755	1733	1720	1710
TATACONSUM	1194	1205	1179	1168	1153
TATASTEEL	187	189	185	183	181
TCS	3245	3274	3218	3189	3162
TECHM	1613	1628	1594	1579	1560
TITAN	4100	4121	4073	4052	4025
TMPV	376	378	373	370	367
TRENT	4472	4515	4415	4372	4315
ULTRACEMCO	12181	12274	12020	11927	11766
WIPRO	268	273	265	260	257

\*R1 - Resistance 1 | \*R2 - Resistance 2 | \*PP - Pivot Point | \*S1 - Support 1 | \*S2 - Support 2

**Our Research Team**

Name	Email ID
Ajit Mishra	<a href="mailto:ajit.mishra@religare.com">ajit.mishra@religare.com</a>
Abhijeet Banerjee	<a href="mailto:abhijeet.banerjee@religare.com">abhijeet.banerjee@religare.com</a>
Gaurav Sharma	<a href="mailto:gauravsharma2@religare.com">gauravsharma2@religare.com</a>
Ashwani Harit	<a href="mailto:ashwani.harit@religare.com">ashwani.harit@religare.com</a>
Divya Parmar	<a href="mailto:divya.parmar@religare.com">divya.parmar@religare.com</a>
Rajan Gupta	<a href="mailto:rajan.gupta1@religare.com">rajan.gupta1@religare.com</a>
Vivek Chandra	<a href="mailto:vivek.chandra@religare.com">vivek.chandra@religare.com</a>
Himanshu Gupta	<a href="mailto:himanshu.gupta1@religare.com">himanshu.gupta1@religare.com</a>

06 January 2026

# Daily Derivatives

Before you use this research report, please ensure to go through the disclosure interalia as required under Securities and Exchange Board of India (Research Analysts) Regulations, 2014 and Research Disclaimer at the following link: [www.religareonline.com/disclaimer](http://www.religareonline.com/disclaimer)

Specific analyst(s) specific disclosure(s) inter-alia as required under Securities and Exchange Board of India (Research Analysts) Regulations, 2014 is/are as under:

S.No.	Statement	Answer	
		Tick Appropriate	
		Yes	No
1.	I/we or any of my/our relative has any financial interest in the subject company? (If answer is yes, nature of interest is given below this table)		No
2.	I/we or any of my/our relatives, have actual/beneficial ownership of one per cent. or more securities of the subject company, at the end of the month immediately preceding the date of the research report or date of the public appearance?		No
3.	I/we or any of my/our relative, has any other material conflict of interest at the time of publication of the research report or at the time of the public appearance?		
4.	I/we have received any compensation from the subject company in the past twelve months?		No
5.	I/we have managed or co-managed public offering of securities for the subject company in the past twelve months?		No
6.	I/we have received any compensation for brokerage services from the subject company in the past twelve months?		No
7.	I/we have received any compensation or other benefits from the subject company or third party in connection with the research report?		No
8.	I/we have served as an officer, director or employee of the subject company?		No
9.	I/we have been engaged in market making activity for the subject company?		No

2014 is/are as under:

Statements of ownership and material conflicts of interest, compensation – Research Analyst (RA)

Nature of Interest [If answer to f (a) above conflicts is Yes

.....]

Name(s) with Signature(s) of RA(s).

[Please note that only in case of multiple RAs and if the answers differ inter-se between the RAs, then RA specific answer with respect to

**Copyright:** This document vests exclusively with RBL. This information should not be reproduced or redistributed or passed on directly or indirectly in any form to any other person or published, copied, in whole or in part, for any purpose, without prior written permission from RBL. We do not guarantee the integrity of any emails or attached files and are not responsible for any changes made to them by any other person.