



Daily *Derivatives*

07 July, 2026

DERIVATIVES

Key Indices

Index	Close	Changes (%)
NIFTY	24430.35	0.66
SENSEX	78285.07	0.67
BANKNIFTY	58291.50	0.61
INDIA VIX	11.81	0.17

Market Outlook

The Indian benchmark indices started the week on a strong note, with the Nifty 50 index decisively breaks above the 200-DEMA, which reinforce the prevailing bullish sentiment. The positive momentum was largely driven by heavyweight stocks such as HDFC Bank, Reliance Industries, and ICICI Bank, which provided the major bullish momentum to the market. From a technical perspective, the bullish bias is expected to remain intact across most sectors, except the IT space. On the derivatives front, fresh put writing was observed at the 24,200 and 24,300 strikes with significant call unwinding, indicating strengthen bullish sentiments for the near term. However, some profit booking is expected to emerge near the 24,550–24,600 zone.



TRADE IDEA OF THE DAY -

EICHER MOTORS

BUY 28 JUL 7500 CALL

Entry Range	160-170
Target	250
Stop Loss	120



Rationale

1. EICHERMOTOR continued to exhibit a bullish structure by sustained trading above both the 20-EMA and 50-EMA on the weekly timeframe, reflecting a strong long-term uptrend. The recent rebound from the short-term moving average reinforces buying interest and suggests the prevailing positive momentum remains intact.
2. The stock is gradually approaching its recent swing high, and a decisive breakout above the 7,600-7,650 zone could trigger fresh upside momentum. Such a move may pave the way for an extended rally toward the 7,850-8,000 levels over the medium term.
3. Momentum indicators remain supportive, with the RSI holding above the 55 mark, indicating improving strength without entering the overbought territory. Meanwhile, the MACD has maintained a positive crossover, highlighting sustained bullish momentum.

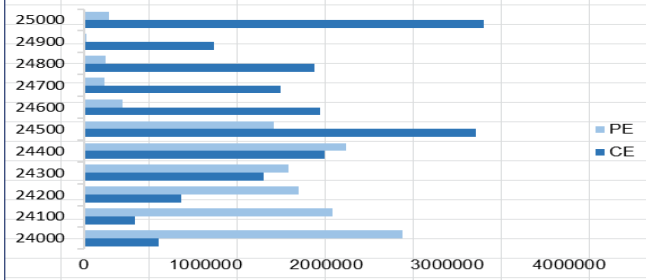
NIFTY

Nifty	24479.90
OI (In Lots)	258566
CHANGE IN OI (%)	-1.44
PRICE CHANGE (%)	0.52

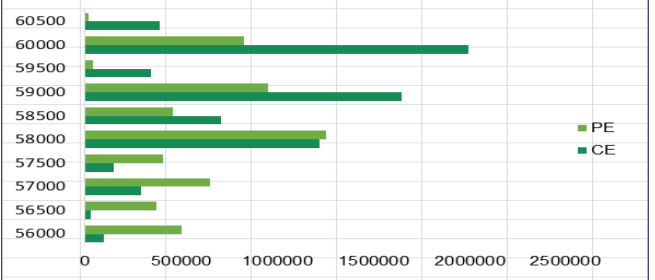
BANKNIFTY

Nifty	58519.00
OI (In Lots)	75285
CHANGE IN OI (%)	1.73
PRICE CHANGE (%)	0.51

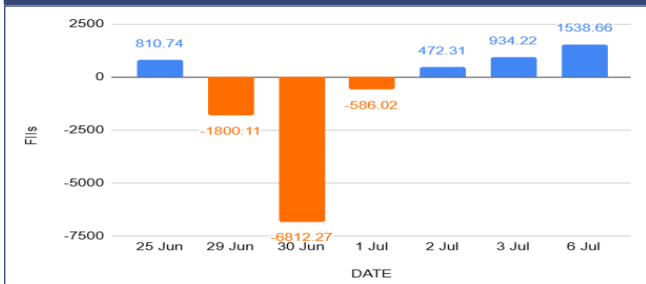
NIFTY OI



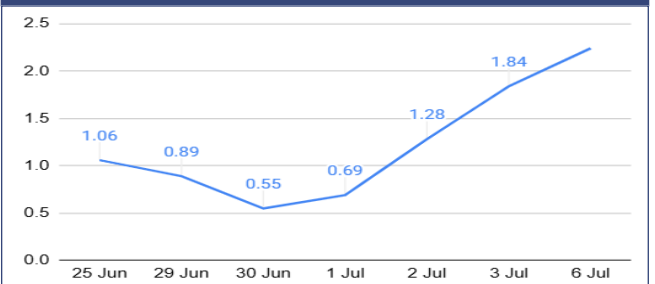
BANKNIFTY OI



FII's Activity Index Futures



FII's Long Short Ratio



Long Buildup

Name	LTP	% Change	OI (Lots)	% OI Change
LODHA	1082.05	2.28	21167	25.87
PHOENIXLTD	2115	2.82	13095	15.35
UNOMINDA	1145	1.35	10183	11.84
BDL	1389	0.17	14105	8.29

Short Buildup

Name	LTP	% Change	OI (Lots)	% OI Change
POLICYBZR	1579	-0.74	26810	14.38
VBL	494.5	-4.67	49281	9.79
ADANIPOWER	221.48	-0.50	39854	9.55
ANGELONE	346.15	-1.80	9675	7.18

Breakout Stocks (1 Month High)

Name	LTP	% Change	22 DAY HIGH
DIXON	13358	6.71	12949
MANAPPURAM	347.4	5.19	337.4
INDUSINDBK	1012	3.3	983.45
RADICO	4108.3	5.2	3998

Breakdown Stocks (1 Month Low)

Name	LTP	% Change	22 DAY LOW
VBL	495.8	-4.41	502.7
INDIANB	791.05	-1.52	793.3
GODFRYPHLP	2148.7	-1.55	2150.9
-	-	-	-

NIFTY 50 - STOCKS KEY LEVELS

SYMBOL	R1*	R2*	LTP*	S1*	S2*
ADANIANT	3239	3270	3206.6	3181	3156
ADANIPTS	1879	1893	1864.4	1855	1845
APOLLOHOSP	8935	8981	8888.5	8833	8778
ASIANPAINT	2768	2781	2754.9	2732	2709
AXISBANK	1362	1384	1339.6	1326	1313
BAJAJ-AUTO	10135	10233	10036.5	9862	9688
BAJAJFINSV	1896	1921	1870.7	1854	1838
BAJFINANCE	1038	1047	1029.1	1023	1016
BEL	430	435	425.55	420	415
BHARTIARTL	1934	1942	1925.7	1917	1908
CIPLA	1480	1488	1472.3	1459	1446
COALINDIA	438	444	432.35	429	425
DRREDDY	1380	1392	1367.9	1357	1345
EICHERMOT	7552	7632	7471.5	7338	7205
ETERNAL	285	287	283.4	281	278
GRASIM	3230	3247	3213	3184	3155
HCLTECH	1146	1158	1134.2	1124	1114
HDFCBANK	839	849	829.85	813	796
HDFCLIFE	570	576	564.2	559	554
HINDALCO	990	1000	980.4	962	944
HINDUNILVR	2219	2236	2202	2188	2173
ICICIBANK	1435	1443	1426.9	1415	1403
INDIGO	5435	5462	5408.5	5386	5363
INFY	1052	1063	1042.2	1032	1023
ITC	290	292	288.25	287	286

*R1 - Resistance 1 | *R2 - Resistance 2 | *LTP – Last Traded Price | *S1 - Support 1 | *S2 - Support 2

NIFTY 50 - STOCKS KEY LEVELS

SYMBOL	R1*	R2*	LTP*	S1*	S2*
JIOFIN	241	242	240	239	237
JSWSTEEL	1250	1257	1243.2	1231	1219
KOTAKBANK	387	393	381.3	378	375
LT	4067	4093	4041	4016	3990
M&M	3234	3267	3201.2	3147	3092
MARUTI	14558	14659	14456	14323	14189
MAXHEALTH	1157	1181	1132.5	1119	1106
NESTLEIND	1486	1498	1473.7	1456	1438
NTPC	359	362	356.25	354	352
ONGC	247	249	243.9	239	234
POWERGRID	287	289	285.4	284	283
RELIANCE	1331	1342	1321.3	1305	1289
SBILIFE	1797	1806	1787.7	1779	1770
SBIN	1045	1053	1037.7	1033	1029
SHRIRAMFIN	1073	1084	1062.3	1055	1047
SUNPHARMA	1920	1927	1912.8	1903	1893
TATACONSUM	1123	1129	1117.9	1111	1105
TATASTEEL	192	193	190.87	190	188
TCS	2084	2109	2057.6	2041	2025
TECHM	1419	1431	1406.5	1393	1379
TITAN	4500	4515	4484.4	4459	4434
TMPV	350	353	347.05	343	339
TRENT	3363	3381	3343.8	3328	3311
ULTRACEMCO	11732	11803	11661	11609	11557
WIPRO	176	177	174.32	173	172

*R1 - Resistance 1 | *R2 - Resistance 2 | *LTP – Last Traded Price | *S1 - Support 1 | *S2 - Support 2

Our Research Team

Name	Email ID
Ajit Mishra	ajit.mishra@religare.com
Abhijeet Banerjee	abhijeet.banerjee@religare.com
Gaurav Sharma	gauravsharma2@religare.com
Ashwani Harit	ashwani.harit@religare.com
Divya Parmar	divya.parmar@religare.com
Rajan Gupta	rajan.gupta1@religare.com
Vivek Chandra	vivek.chandra@religare.com
Himanshu Gupta	himanshu.gupta1@religare.com

Before you use this research report, please ensure to go through the disclosure interalia as required under Securities and Exchange Board of India (Research Analysts) Regulations, 2014 and Research Disclaimer at the following link: www.religareonline.com/disclaimer

Specific analyst(s) specific disclosure(s) inter-alia as required under Securities and Exchange Board of India (Research Analysts) Regulations, 2014 is/are as under:

S.No.	Statement	Answer	
		Tick Appropriate	
		Yes	No
1.	I/we or any of my/our relative has any financial interest in the subject company? (If answer is yes, nature of interest is given below this table)		No
2.	I/we or any of my/our relatives, have actual/beneficial ownership of one per cent. or more securities of the subject company, at the end of the month immediately preceding the date of the research report or date of the public appearance?		No
3.	I/we or any of my/our relative, has any other material conflict of interest at the time of publication of the research report or at the time of the public appearance?		
4.	I/we have received any compensation from the subject company in the past twelve months?		No
5.	I/we have managed or co-managed public offering of securities for the subject company in the past twelve months?		No
6.	I/we have received any compensation for brokerage services from the subject company in the past twelve months?		No
7.	I/we have received any compensation or other benefits from the subject company or third party in connection with the research report?		No
8.	I/we have served as an officer, director or employee of the subject company?		No
9.	I/we have been engaged in market making activity for the subject company?		No

2014 is/are as under:

Statements of ownership and material conflicts of interest, compensation – Research Analyst (RA)

Nature of Interest [If answer to f (a) above conflicts is Yes

.....]

Name(s) with Signature(s) of RA(s).

[Please note that only in case of multiple RAs and if the answers differ inter-se between the RAs, then RA specific answer with respect to

Copyright: This document vests exclusively with RBL. This information should not be reproduced or redistributed or passed on directly or indirectly in any form to any other person or published, copied, in whole or in part, for any purpose, without prior written permission from RBL. We do not guarantee the integrity of any emails or attached files and are not responsible for any changes made to them by any other person.