

Market Outlook

Nifty 50 closed at 22834.30 after marking day low near 22600 level. The India VIX ended at 13.21. The Advance-Delay Ratio is 11.5, indicating a Bullish trend. Derivatives data suggests Sideways to Positive sentiments in the market for current expiry, with increasing open interest on the Put side for ATM options. 22000 PE and 23000 CE has the highest OI for March Monthly Expiry.

Key Indices Update

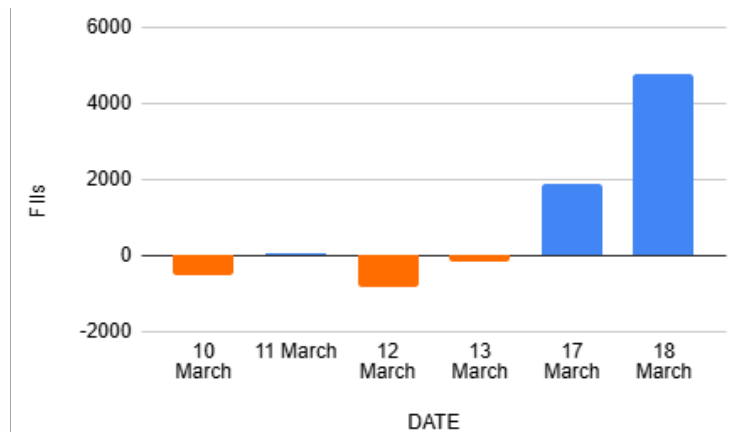
INDEX	CLOSE	CHANGE (%)
NIFTY	22834.30	1.45
SENSEX	75301.26	1.53
BANKNIFTY	49314.50	1.99
SMALLCAP	15374.70	2.71

FII STATISTICS

FII F&O Data

Sector	Buy/Sell	Change in OI
Index Futures	4761.36	-5.80%
Index Options	-13919.3	9.63%
Stock Futures	3302.02	-0.08%
Stock Options	818.52	-0.15%

FII Activity in Index Future



FII & DII Cash Segment (Rs. In Crore)

Category	Amount	MTD	YTD
FII	694.57	-23474	-164564
DII	2534.75	34987	175323

Amt in Crores

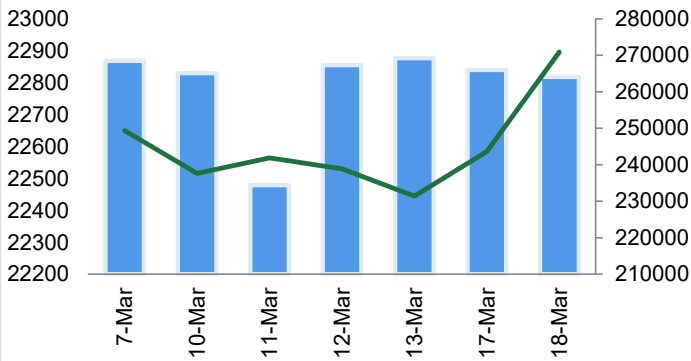
TOP 10 HIGH DELIVERY STOCKS

SYMBOL	DELIVERABLE QTY	CHG IN DLY RATIO VS PREV DAY	% CHG IN TRD QTY OVER PREV DAY
TATASTEEL	22517237	-0.04	6.26
RELIANCE	11365688	2.34	-5.38
ICICIBANK	9819575	-5.57	40.13
ITC	8863863	6.26	163.64
BEL	7993024	9.02	10.13
HDFCBANK	6834573	-12.64	15.59
WIPRO	6351311	11.47	-9.83
POWERGRID	5300304	2.33	-25.76
NTPC	4961824	0.52	97.09
AXISBANK	4672140	2.49	24.03

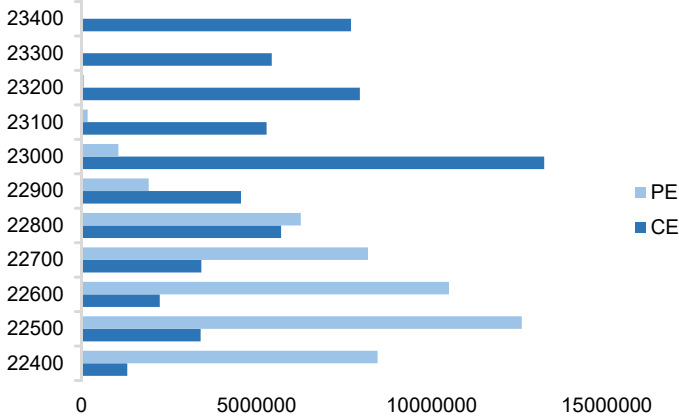
NIFTY

Nifty	22895.40
OI (In contracts)	264048
CHANGE IN OI (%)	-0.70
PRICE CHANGE (%)	1.40
IMPLICATION	SHORT COVERING

NIFTY (CLOSE VS OI)



NIFTY OPTION CHAIN



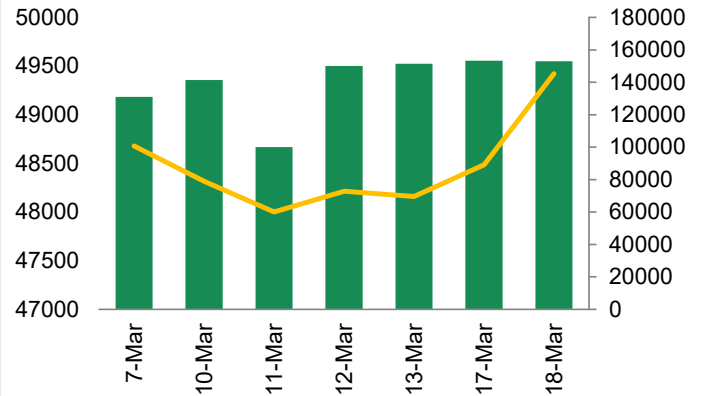
Long Build Up

Symbol	Price	Price %	OI	OI %
NCC	191.98	3.9	9477	19.9
BHEL	204.53	4.3	33760	12.1
IREDA	145.35	5.8	11919	11.8
TATATECH	648.65	3.3	7262	8.1
HDFCAMC	3841.5	2.2	18369	7.5

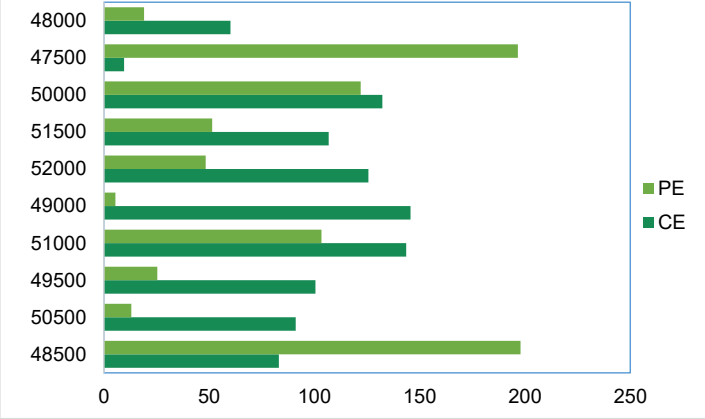
BANKNIFTY

Banknifty	49422.40
OI (In lakhs)	153056
CHANGE IN OI (%)	-0.20
PRICE CHANGE (%)	1.90
IMPLICATION	SHORT COVERING

BANKNIFTY (CLOSE VS OI)



BANKNIFTY OPTION CHAIN



Short Build Up

Symbol	Price	Price %	OI	OI %
TECHM	1436.3	-0.6	28356	5.0
HINDPETRO	324.25	-0.5	27766	4.1
SBICARD	840.15	-0.7	20534	3.2
SRF	2991.8	-0.3	9420	2.0
BHARTIARTL	1633	-0.5	87920	1.6

Top 10 High PCR Ratio Stocks

SCRIP	PUT	CALL	P/C RATIO
ICICIBANK	30552900	21096600	1.45
GLENMARK	1970475	1445275	1.36
VBL	13608875	10349500	1.31
NESTLEIND	1966400	1577400	1.25
ADANIENT	7541100	6237000	1.21
KOTAKBANK	11163600	9330000	1.2
BHEL	33300750	28578375	1.17
CGPOWER	3819300	3317600	1.15
APLAPOLLO	1226750	1099000	1.12
MANAPPURAM	13782000	12345000	1.12

Top 10 Low PCR Ratio Stocks

SCRIP	PUT	CALL	P/C RATIO
CYIENT	613500	1511700	0.41
TATAELXSI	191400	455900	0.42
CDSL	3501400	8200500	0.43
ASTRAL	1308722	2945909	0.44
IDEA	433440000	984280000	0.44
INDUSINDBK	22417500	51350000	0.44
IREDA	7679200	17359400	0.44
WIPRO	36279000	83316000	0.44
AARTIIND	5101000	11219000	0.45
TITAGARH	1345000	2956250	0.45

NIFTY 50 SUPPORT-RESISTANCE LEVELS

SYMBOL	R1	R2	PP	S1	S2
ADANIENT	2338	2361	2300	2278	2239
ADANIPTS	1167	1176	1154	1146	1132
APOLLOHOSP	6292	6332	6233	6193	6134
ASIANPAINT	2307	2337	2267	2238	2198
AXISBANK	1056	1066	1044	1034	1022
BAJAJ-AUTO	7681	7726	7605	7560	7484
BAJAJFINSV	1892	1933	1864	1823	1796
BAJFINANCE	8757	8825	8637	8569	8450
BEL	288	290	284	282	278
BHARTIARTL	1653	1672	1639	1620	1607
BPCL	264	266	261	260	257
BRITANNIA	4812	4853	4750	4709	4646
CIPLA	1515	1521	1507	1502	1494
COALINDIA	394	398	389	385	380
DRREDDY	1170	1177	1160	1154	1144
EICHERMOT	5166	5198	5117	5086	5036
GRASIM	2442	2453	2423	2412	2393
HCLTECH	1569	1579	1552	1542	1525
HDFCBANK	1746	1754	1733	1724	1711
HDFCLIFE	646	650	638	633	625
HEROMO-TOCO	3602	3629	3554	3527	3479
HINDALCO	704	709	696	691	684
HINDUNILVR	2220	2237	2200	2183	2163
ICICIBANK	1322	1334	1303	1291	1271
INDUSINDBK	690	697	681	674	665

SYMBOL	R1	R2	PP	S1	S2
INFY	1621	1631	1604	1593	1576
ITC	413	416	411	408	406
JSWSTEEL	1027	1033	1016	1009	999
KOTAKBANK	2052	2070	2021	2003	1972
LT	3304	3335	3249	3217	3162
M&M	2823	2853	2769	2739	2686
MARUTI	11800	11882	11660	11578	11438
NESTLEIND	2217	2230	2196	2183	2162
NTPC	340	342	336	334	330
ONGC	234	235	232	230	228
POWERGRID	274	276	271	269	266
RELIANCE	1251	1257	1245	1238	1232
SBILIFE	1467	1476	1451	1442	1426
SBIN	746	752	735	728	717
SHRIRAMFIN	652	660	640	633	620
SUNPHARMA	1766	1784	1734	1716	1684
TATACONSUM	955	960	949	944	938
TATAMOTORS	689	696	677	669	657
TATASTEEL	156	157	154	153	151
TCS	3580	3605	3535	3509	3465
TECHM	1452	1468	1442	1426	1415
TITAN	3114	3138	3069	3045	2999
TRENT	5309	5354	5242	5197	5131
ULTRACEMCO	10785	10859	10676	10601	10492
WIPRO	263	265	261	260	258

Disclaimer

Before you use this research report, please ensure to go through the disclosure inter-alia as required under Securities and Exchange Board of India (Research Analysts) Regulations, 2014 and Research Disclaimer at the following link: <https://www.religareonline.com/disclaimer>

Specific analyst(s) specific disclosure(s) inter-alia as required under Securities and Exchange Board of India (Research Analysts) Regulations, 2014 is/are as under:

Statements on ownership and material conflicts of interest, compensation– Research Analyst (RA) [Please note that only in case of multiple RAs, if in the event answers differ inter-se between the RAs, then RA specific answer with respect to questions under F(a) to F(j) below, are given separately]:

S. No.	Statement	Answer	
		Yes	No
	I/we or any of my/our relative has any financial interest in the subject company? [if answer is yes, nature of Interest is given below this table]		No
	I/we or any of my/our relatives, have actual/beneficial ownership of one percent. or more securities of the subject company, at the end of the month immediately preceding the date of publication of the research report or date of the public appearance?		No
	I/we or any of my/our relative, has any other material conflict of interest at the time of publication of the research report or at the time of public appearance?		No
	I/we have received any compensation from the subject company in the past twelve months?		No
	I/we have managed or co-managed public offering of securities for the subject company in the past twelve months?		No
	I/we have received any compensation for brokerage services from the subject company in the past twelve months?		No
	I/we have received any compensation for products or services other than brokerage services from the subject company in the past twelve months?		No
	I/we have received any compensation or other benefits from the subject company or third party in connection with the research report?		No
	I/we have served as an officer, director or employee of the subject company?		No
	I/we have been engaged in market making activity for the subject company?		No

Nature of Interest if answer to F(a) above is Yes:

..... Name(s) with Signature(s) of RA(s).

[Please note that only in case of multiple RAs and if the answers differ inter-se between the RAs, then RA specific answer with respect to questions under F(a) to F(j) above, are given below]

SS. No.	Name(s) of RA.	Signatures of RA	Serial Question of question which the signing RA needs to make a separate declaration / answer	Yes	No

Copyright in this document vests exclusively with RBL. This information should not be reproduced or redistributed or passed on directly or indirectly in any form to any other person or published, copied, in whole or in part, for any purpose, without prior written permission from RBL. We do not guarantee the integrity of any emails or attached files and are not responsible for any changes made to them by any other person.

No representations are being made about the performance or activities unless accompanied by data regarding performance, disclosures of all the risk factors, etc. and disclaimer that "Such representations are not indicative of future results

Name	Email ID	Designation
Vishvajeet Singh	vishvajeet.singh1@religare.com	Research Analyst