



Daily *Derivatives*

03 June, 2026

DERIVATIVES

Key Indices

Index	Close	Changes (%)
NIFTY	23483.55	0.43
SENSEX	74649.84	0.52
BANKNIFTY	53714.65	0.13
INDIA VIX	15.35	-7.18

Market Outlook

The Indian benchmark indices witnessed a sharp recovery from intraday lows, with the Nifty50 reclaiming the crucial 23,500 mark by the close. Buying interest emerged at lower levels, helping the index recover a significant portion of early losses. On the derivatives front, data for the next weekly expiry indicates fresh put writing at the 23,300 strike, suggesting a near-term support base, while significant call OI remains concentrated at the 23,600 strike, acting as an immediate hurdle. Overall, the market continues to maintain a cautious undertone until the 23,600 level is decisively surpassed.



**TRADE IDEA OF THE DAY -
ASIANPAINT BULL SPREAD**

**BUY 30 JUN 2700 CALL
SELL 30 JUN 2800 CALL**

Entry Range	25 – 27
Target	75
Stop Loss	10

Rationale

- ASIANPAINT has witnessed a strong recovery from the intraday low and is currently trading comfortably above its 20-day and 50-day EMA, indicating a positive shift in trend and strengthening bullish sentiment.
- On the technical front prices are forming a sequence of higher highs and higher lows over the past few weeks, suggesting sustained buying interest. The recent pullback appears to be a healthy profit-booking phase within the ongoing uptrend.
- Momentum indicators remain supportive, with RSI hovering above the 60 mark, reflecting improving strength without entering the overbought territory. Meanwhile, the MACD continues to hold in the bullish trajectory.
- For the near term sustained move above the 2600 zone keep the bullish bias intact. On the upside, 2800 mark acted as an immediate hurdle followed by 2850.



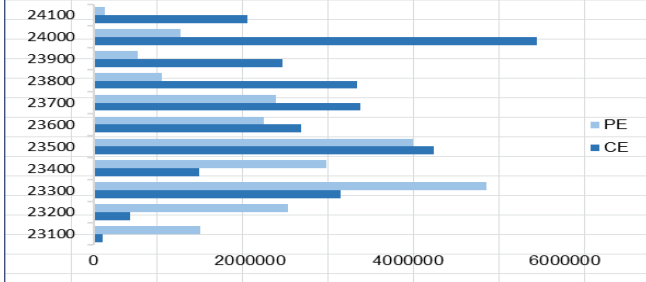
NIFTY

Nifty	23605.00
OI (In Lots)	273034
CHANGE IN OI (%)	0.24
PRICE CHANGE (%)	0.61

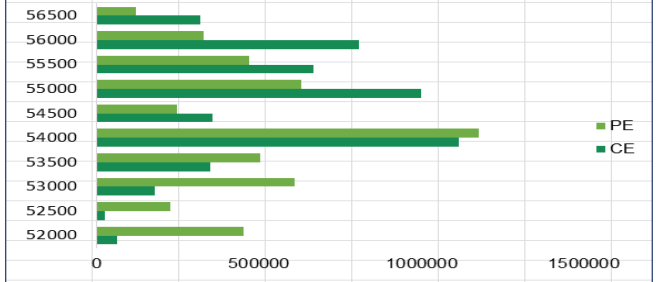
BANKNIFTY

Nifty	54165.00
OI (In Lots)	85221
CHANGE IN OI (%)	-1.81
PRICE CHANGE (%)	0.36

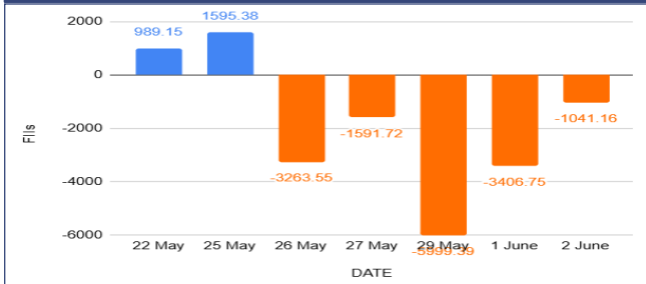
NIFTY OI



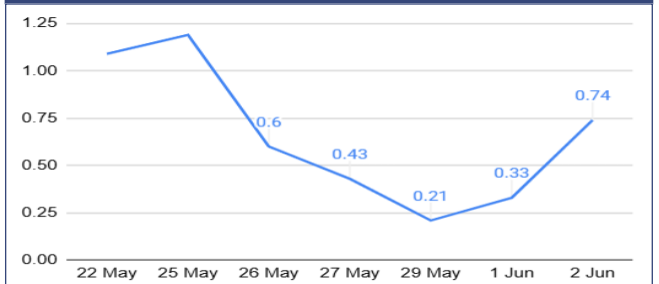
BANKNIFTY OI



FII Activity Index Futures



FII Long Short Ratio



Long Buildup

Name	LTP	% Change	OI (Lots)	% OI Change
GVT&D	4889.5	2.10	3373	92.96
RADICO	3519	0.27	945	34.04
COFORGE	1509.2	3.40	46826	12.78
CGPOWER	917.25	1.83	21423	11.48

Short Buildup

Name	LTP	% Change	OI (Lots)	% OI Change
NHPC	72.45	-4.96	28371	58.23
FORCEMOT	17737	-5.57	10072	15.84
POWERINDIA	35570	-2.77	16669	14.48
POLICYBZR	1668	-0.10	24174	8.87

Breakout Stocks (1 Month High)

Name	LTP	% Change	22 DAY HIGH
INFY	1271	5.5	1218.9
HCLTECH	1249.8	4.24	1216.5
EXIDEIND	410.4	3.68	400.5
TATAELXSI	4496.4	5.44	4406.5

Breakdown Stocks (1 Month Low)

Name	LTP	% Change	22 DAY LOW
FORCEMOT	17707	-5.73	18675
NHPC	72.72	-4.6	75.48
NTPC	370.8	-2.82	380.1
PFC	415.75	-1.27	420

NIFTY 50 - STOCKS KEY LEVELS

SYMBOL	R1*	R2*	LTP*	S1*	S2*
ADANIANT	3007	3046	2968.1	2897	2826
ADANIPTS	1840	1865	1814.5	1767	1720
APOLLOHOSP	8201	8313	8089.5	7897	7705
ASIANPAINT	2686	2711	2660.7	2622	2583
AXISBANK	1270	1288	1251.1	1239	1226
BAJAJ-AUTO	10389	10498	10281	10216	10152
BAJAJFINSV	1760	1778	1741.4	1719	1696
BAJFINANCE	891	900	882	867	852
BEL	412	415	407.85	402	397
BHARTIARTL	1834	1853	1814.2	1786	1758
CIPLA	1390	1401	1379.3	1363	1347
COALINDIA	477	482	472.15	465	458
DRREDDY	1284	1295	1274	1264	1254
EICHERMOT	7221	7301	7141.5	7006	6871
ETERNAL	255	258	250.75	245	239
GRASIM	3114	3131	3097.6	3071	3044
HCLTECH	1266	1289	1243.5	1211	1179
HDFCBANK	757	765	748.25	736	725
HDFCLIFE	588	595	579.9	572	564
HINDALCO	1159	1173	1146.3	1135	1123
HINDUNILVR	2105	2117	2093.7	2074	2054
ICICIBANK	1236	1245	1226.6	1219	1211
INDIGO	4501	4536	4466.1	4410	4354
INFY	1289	1307	1270.8	1243	1214
ITC	286	288	283.25	279	275

*R1 - Resistance 1 | *R2 - Resistance 2 | *LTP – Last Traded Price | *S1 - Support 1 | *S2 - Support 2

NIFTY 50 - STOCKS KEY LEVELS

SYMBOL	R1*	R2*	LTP*	S1*	S2*
JIOFIN	240	242	237.64	234	230
JSWSTEEL	1322	1333	1310.8	1295	1279
KOTAKBANK	383	387	379.05	374	368
LT	4037	4074	4000.9	3944	3887
M&M	3034	3069	2998.3	2938	2878
MARUTI	13149	13275	13022	12798	12573
MAXHEALTH	962	975	948.7	928	907
NESTLEIND	1412	1426	1398.7	1377	1355
NTPC	376	384	367.4	361	355
ONGC	267	269	265.05	262	259
POWERGRID	285	289	282.15	279	275
RELIANCE	1328	1342	1314.6	1301	1287
SBILIFE	1820	1838	1801.7	1783	1764
SBIN	965	974	956.65	944	931
SHRIRAMFIN	920	928	911.7	902	892
SUNPHARMA	1804	1819	1789.9	1771	1752
TATACONSUM	1171	1188	1154.7	1131	1108
TATASTEEL	213	216	210.6	208	206
TCS	2497	2548	2446.9	2356	2266
TECHM	1589	1606	1571.4	1554	1536
TITAN	4115	4153	4078.1	4013	3949
TMPV	396	401	390.2	381	372
TRENT	4285	4360	4210.4	4095	3980
ULTRACEMCO	11219	11274	11165	11092	11020
WIPRO	211	213	209.84	208	205

*R1 - Resistance 1 | *R2 - Resistance 2 | *LTP – Last Traded Price | *S1 - Support 1 | *S2 - Support 2

Our Research Team

Name	Email ID
Ajit Mishra	ajit.mishra@religare.com
Abhijeet Banerjee	abhijeet.banerjee@religare.com
Gaurav Sharma	gauravsharma2@religare.com
Ashwani Harit	ashwani.harit@religare.com
Divya Parmar	divya.parmar@religare.com
Rajan Gupta	rajan.gupta1@religare.com
Vivek Chandra	vivek.chandra@religare.com
Himanshu Gupta	himanshu.gupta1@religare.com

Before you use this research report, please ensure to go through the disclosure interalia as required under Securities and Exchange Board of India (Research Analysts) Regulations, 2014 and Research Disclaimer at the following link: www.religareonline.com/disclaimer

Specific analyst(s) specific disclosure(s) inter-alia as required under Securities and Exchange Board of India (Research Analysts) Regulations, 2014 is/are as under:

S.No.	Statement	Answer	
		Tick Appropriate	
		Yes	No
1.	I/we or any of my/our relative has any financial interest in the subject company? (If answer is yes, nature of interest is given below this table)		No
2.	I/we or any of my/our relatives, have actual/beneficial ownership of one per cent. or more securities of the subject company, at the end of the month immediately preceding the date of the research report or date of the public appearance?		No
3.	I/we or any of my/our relative, has any other material conflict of interest at the time of publication of the research report or at the time of the public appearance?		
4.	I/we have received any compensation from the subject company in the past twelve months?		No
5.	I/we have managed or co-managed public offering of securities for the subject company in the past twelve months?		No
6.	I/we have received any compensation for brokerage services from the subject company in the past twelve months?		No
7.	I/we have received any compensation or other benefits from the subject company or third party in connection with the research report?		No
8.	I/we have served as an officer, director or employee of the subject company?		No
9.	I/we have been engaged in market making activity for the subject company?		No

2014 is/are as under:

Statements of ownership and material conflicts of interest, compensation – Research Analyst (RA)

Nature of Interest [If answer to f (a) above conflicts is Yes

.....]

Name(s) with Signature(s) of RA(s).

[Please note that only in case of multiple RAs and if the answers differ inter-se between the RAs, then RA specific answer with respect to

Copyright: This document vests exclusively with RBL. This information should not be reproduced or redistributed or passed on directly or indirectly in any form to any other person or published, copied, in whole or in part, for any purpose, without prior written permission from RBL. We do not guarantee the integrity of any emails or attached files and are not responsible for any changes made to them by any other person.