



Daily *Derivatives*

11 June, 2026

DERIVATIVES

Key Indices

Index	Close	Changes (%)
NIFTY	23214.95	-0.12
SENSEX	73983.18	0.09
BANKNIFTY	55100.30	-0.17
INDIA VIX	15.63	0.37

Market Outlook

The Indian market witnessed a volatile trading session yesterday. The Nifty started on a positive note and extended its gains toward the 23,400 mark during the first half of the day. However, profit booking emerged in the latter half, triggering a sharp decline that dragged the index back toward the 23,200 zone. As a result, the benchmark ended the session with marginal losses. On the derivatives front, fresh call writing was observed at the 23,400 and 23,500 strikes, indicating a critical resistance zone. Meanwhile, substantial put OI at the 23,000 strike continues to provide an immediate downside cushion.



**TRADE IDEA OF THE DAY -
MAZAGON DOCK**

BUY 30 JUN 2360 PUT

Entry Range	65 – 73
Target	115
Stop Loss	45

Rationale

1. MAZDOCK continues to trade in a narrow consolidation range and has now slipped below the recent support zone, indicating a range breakdown. The stock remains under sustained selling pressure, reflecting weakening market participation and a cautious undertone.
2. Price action is consistently facing resistance near the 20-day EMA, highlighting the inability of bulls to reclaim key moving averages. As long as the stock remains below this level, recovery attempts are likely to attract fresh selling interest.
3. Momentum indicators remain unfavourable, with RSI hovering below 40 mark, reflecting weak buying strength and a lack of bullish conviction. Additionally MACD histogram continues to trade in negative territory with a bearish crossover intact, suggesting downside momentum remains dominant.



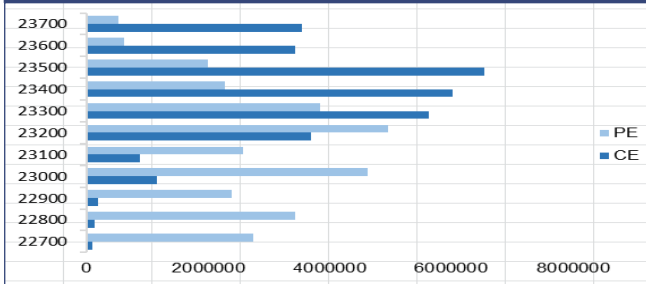
NIFTY

Nifty	23235.50
OI (In Lots)	296360
CHANGE IN OI (%)	-0.79
PRICE CHANGE (%)	-0.41

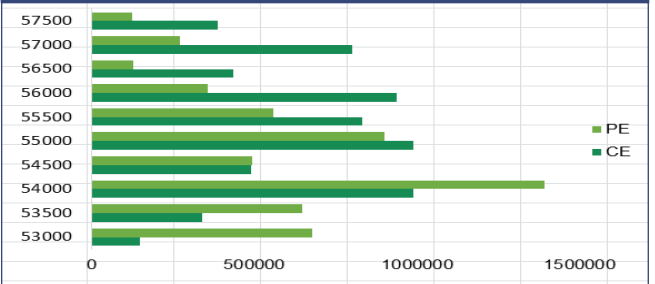
BANKNIFTY

Nifty	55210.00
OI (In Lots)	82631
CHANGE IN OI (%)	4.14
PRICE CHANGE (%)	-0.30

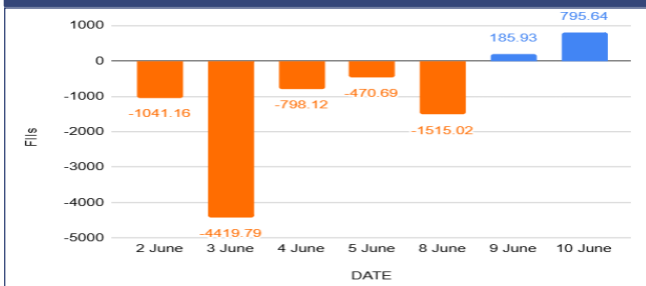
NIFTY OI



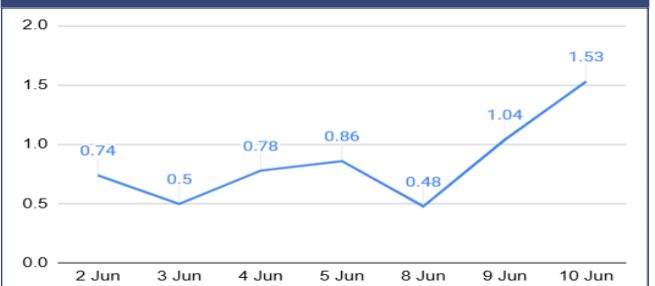
BANKNIFTY OI



FII Activity Index Futures



FII Long Short Ratio



Long Buildup

Name	LTP	% Change	OI (Lots)	% OI Change
BHARATFORG	1957.1	0.97	14560	10.83
PIDILITIND	1513.1	1.51	14151	7.77
MAXHEALTH	1008.05	0.18	21242	5.02
AXISBANK	1316	1.27	101837	4.75

Short Buildup

Name	LTP	% Change	OI (Lots)	% OI Change
IDEA	13.96	-1.90	60090	221.00
OIL	431	-9.78	15399	30.99
GVT&D	4861.5	-2.02	6371	10.53
POWERINDIA	33495	-3.92	20581	9.98

Breakout Stocks (1 Month High)

Name	LTP	% Change	22 DAY HIGH
-	-	-	-
-	-	-	-
-	-	-	-
-	-	-	-

Breakdown Stocks (1 Month Low)

Name	LTP	% Change	22 DAY LOW
OIL	429.35	-10.12	451.95
ONGC	252.6	-3.07	259.55
JINDALSTEL	1124.7	-2.88	1150
HDFCLIFE	548.2	-2.49	558.6

NIFTY 50 - STOCKS KEY LEVELS

SYMBOL	R1*	R2*	LTP*	S1*	S2*
ADANIANT	2978	3025	2931.1	2901	2871
ADANIPTS	1849	1876	1821.2	1803	1785
APOLLOHOSP	8585	8681	8488.5	8431	8374
ASIANPAINT	2739	2764	2715.1	2695	2676
AXISBANK	1333	1351	1314.5	1290	1265
BAJAJ-AUTO	10250	10356	10144	10081	10018
BAJAJFINSV	1689	1714	1664.2	1650	1635
BAJFINANCE	893	901	884.1	878	872
BEL	413	418	408.35	405	402
BHARTIARTL	1798	1821	1775.2	1762	1748
CIPLA	1389	1400	1377	1368	1360
COALINDIA	462	473	451	445	439
DRREDDY	1281	1291	1271.7	1264	1257
EICHERMOT	7273	7327	7219.5	7161	7102
ETERNAL	245	250	239.8	237	234
GRASIM	3114	3156	3071.2	3047	3023
HCLTECH	1146	1160	1132.1	1124	1116
HDFCBANK	756	766	746.85	737	727
HDFCLIFE	562	574	549.55	542	535
HINDALCO	1059	1080	1039.3	1027	1014
HINDUNILVR	2205	2241	2169.5	2134	2098
ICICIBANK	1309	1325	1293.3	1274	1256
INDIGO	4568	4611	4524.9	4493	4461
INFY	1163	1181	1145.3	1135	1125
ITC	287	290	283.65	280	276

*R1 - Resistance 1 | *R2 - Resistance 2 | *LTP – Last Traded Price | *S1 - Support 1 | *S2 - Support 2

NIFTY 50 - STOCKS KEY LEVELS

SYMBOL	R1*	R2*	LTP*	S1*	S2*
JIOFIN	234	237	230.17	228	226
JSWSTEEL	1290	1311	1269.8	1251	1232
KOTAKBANK	393	397	388.1	382	376
LT	3954	3990	3917.5	3891	3864
M&M	2987	3022	2952.5	2930	2908
MARUTI	13169	13264	13073	13014	12954
MAXHEALTH	1024	1037	1010.1	998	987
NESTLEIND	1459	1480	1438.3	1413	1389
NTPC	357	362	351.65	349	346
ONGC	259	266	251.9	248	245
POWERGRID	290	292	287.2	284	281
RELIANCE	1288	1317	1258.8	1242	1225
SBILIFE	1761	1793	1728.7	1709	1690
SBIN	1011	1018	1003.25	998	992
SHRIRAMFIN	910	923	897.35	889	882
SUNPHARMA	1799	1812	1786.4	1772	1758
TATACONSUM	1128	1148	1108	1095	1081
TATASTEEL	202	206	199.31	197	195
TCS	2175	2196	2153.9	2139	2124
TECHM	1493	1507	1478.9	1468	1457
TITAN	4096	4150	4042.1	4012	3981
TMPV	387	392	381	378	374
TRENT	2819	2883	2754.7	2717	2679
ULTRACEMCO	10944	11022	10866	10801	10736
WIPRO	181	184	178.93	178	176

*R1 - Resistance 1 | *R2 - Resistance 2 | *LTP – Last Traded Price | *S1 - Support 1 | *S2 - Support 2

Our Research Team

Name	Email ID
Ajit Mishra	ajit.mishra@religare.com
Abhijeet Banerjee	abhijeet.banerjee@religare.com
Gaurav Sharma	gauravsharma2@religare.com
Ashwani Harit	ashwani.harit@religare.com
Divya Parmar	divya.parmar@religare.com
Rajan Gupta	rajan.gupta1@religare.com
Vivek Chandra	vivek.chandra@religare.com
Himanshu Gupta	himanshu.gupta1@religare.com

Before you use this research report, please ensure to go through the disclosure interalia as required under Securities and Exchange Board of India (Research Analysts) Regulations, 2014 and Research Disclaimer at the following link: www.religareonline.com/disclaimer

Specific analyst(s) specific disclosure(s) inter-alia as required under Securities and Exchange Board of India (Research Analysts) Regulations, 2014 is/are as under:

S.No.	Statement	Answer	
		Tick Appropriate	
		Yes	No
1.	I/we or any of my/our relative has any financial interest in the subject company? (If answer is yes, nature of interest is given below this table)		No
2.	I/we or any of my/our relatives, have actual/beneficial ownership of one per cent. or more securities of the subject company, at the end of the month immediately preceding the date of the research report or date of the public appearance?		No
3.	I/we or any of my/our relative, has any other material conflict of interest at the time of publication of the research report or at the time of the public appearance?		
4.	I/we have received any compensation from the subject company in the past twelve months?		No
5.	I/we have managed or co-managed public offering of securities for the subject company in the past twelve months?		No
6.	I/we have received any compensation for brokerage services from the subject company in the past twelve months?		No
7.	I/we have received any compensation or other benefits from the subject company or third party in connection with the research report?		No
8.	I/we have served as an officer, director or employee of the subject company?		No
9.	I/we have been engaged in market making activity for the subject company?		No

2014 is/are as under:

Statements of ownership and material conflicts of interest, compensation – Research Analyst (RA)

Nature of Interest [If answer to f (a) above conflicts is Yes

.....]

Name(s) with Signature(s) of RA(s).

[Please note that only in case of multiple RAs and if the answers differ inter-se between the RAs, then RA specific answer with respect to

Copyright: This document vests exclusively with RBL. This information should not be reproduced or redistributed or passed on directly or indirectly in any form to any other person or published, copied, in whole or in part, for any purpose, without prior written permission from RBL. We do not guarantee the integrity of any emails or attached files and are not responsible for any changes made to them by any other person.