


Ambuja Cements

BSE SENSEX

74,360

S&P CNX

23,417



Stock Info

Bloomberg	ACEM IN
Equity Shares (m)	2472
M.Cap.(INRb)/(USD\$)	1053.9 / 11
52-Week Range (INR)	625 / 394
1, 6, 12 Rel. Per (%)	-1/-11/-18
12M Avg Val (INR M)	1464
Free float (%)	32.7

Financials Snapshot (INR b)

Y/E Dec	FY26	FY27E	FY28E
Sales	406.6	446.6	499.1
EBITDA	65.4	67.4	91.4
Adj. PAT	19.6	18.2	27.9
EBITDA Margin (%)	16.1	15.1	18.3
Adj. EPS (INR)	7.9	7.4	11.3
EPS Gr. (%)	-3.6	-7.5	53.6
BV/Sh. (INR)	240	245	255

Ratios

Net D:E	-0.0	0.0	0.0
RoE (%)	3.5	3.0	4.5
RoCE (%)	9.1	3.6	5.4
Payout (%)	25.2	34.0	22.1

Valuations

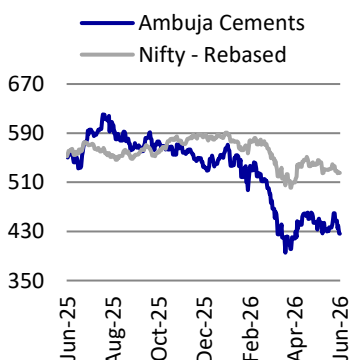
P/E (x)	46.9	50.6	33.0
P/BV (x)	1.6	1.5	1.5
EV/EBITDA(x)	17.2	16.9	12.7
EV/ton (USD)	105	95	90
Div. Yield (%)	0.5	0.6	0.6
FCF Yield (%)	-0.6	-0.8	-0.6

Shareholding Pattern (%)

As On	Mar-26	Dec-25	Mar-25
Promoter	67.6	67.6	67.5
DII	20.1	19.9	17.3
FII	5.9	5.8	8.7
Others	6.4	6.7	6.5

FII includes depository receipts

Stock Performance (1-year)



CMP: INR426

TP: INR530 (+24%)

Buy

Group stepping up capex; cement a long-term runway

We attended a group meeting with the CFO of Adani Group. Key takeaways from the discussion on the group's capex plans and cement business are outlined below:

- The group plans to increase capex from INR1.5t in FY26 to INR7-8t by FY30, with scope to reach INR10t. Management emphasized that investments will remain disciplined, with each business pursuing projects that generate returns above the cost of capital. The investment outlook is supported by India's large infrastructure capex gap, with annual spending of INR17t vs. an estimated requirement of INR70t, alongside significant scope for productivity improvement.
- Management believes cement in India is still perceived and sold as a branded product, unlike many global markets, where it is treated as a commodity. It expects this distinction to change over time, with cement eventually being sold as a commodity in India as well. The group anticipates significant long-term volume growth potential, driven by low cement penetration in housing, infrastructure, roads, and logistics. While industry returns remain below expectations, operational efficiency improvements (with a reduction in lead distance) can enhance profitability. The group has targeted an RoE of ~15% to be achieved over the next 2-4 years.
- We believe the change in brand perception is a long-term journey, as industry players are likely to remain focused on increasing/maintaining their higher premium product share in the near term. We have a BUY rating on the stock with a TP of INR530 (valuing the stock at 16x FY28E EV/EBITDA).

Adani Group accelerates infrastructure capex

- Adani Group has embarked on one of the most ambitious infrastructure investment cycles in India, with consolidated capital expenditure reaching a record INR1.53t in FY26, the highest annual capex undertaken by any Indian corporate group. Looking ahead, the group has indicated that annual capital deployment could increase substantially, with aggregate investments likely to increase to INR7-8t annually by FY30, with upside potential to INR10t under an accelerated growth scenario. The investment pipeline spans across renewable energy parks, transmission networks, ports, airports, data centers, copper, and green hydrogen projects, positioning the group at the center of India's infrastructure expansion.
- Adani Group has highlighted a significant infrastructure investment gap in India, noting that the country's annual infrastructure investment requirement is estimated at ~INR70t, while current spending levels are only ~INR17t. This substantial shortfall continues to create opportunities across transportation, logistics, energy, and urban infrastructure. Despite considerable progress in recent years, several foundational infrastructure challenges persist, including the need for higher-quality road networks. The group indicated that India's per capita GDP productivity is at ~USD7/hr, well below levels seen in other emerging economies such as Indonesia, which stands at ~USD28/hr.

Sanjeev Kumar Singh - Research analyst (Sanjeev.Singh@MotilalOswal.com)

Research analyst - Mudit Agarwal (Mudit.Agarwal@MotilalOswal.com) | Abhishek Sheth (Abhishek.Sheth@MotilalOswal.com)

Investors are advised to refer through important disclosures made at the last page of the Research Report.

Motilal Oswal research is available on www.motilaloswal.com/Institutional-Equities, Bloomberg, Thomson Reuters, Factset and S&P Capital.

- The group emphasized that capital allocation decisions are made independently by each operating company and are guided by a disciplined, sustainable investment framework. Further, all growth investments must generate returns above the cost of capital and create long-term shareholder value, ensuring that expansion remains financially prudent and self-sustaining over the investment cycle.

Long-term cement demand potential intact; returns yet to catch up

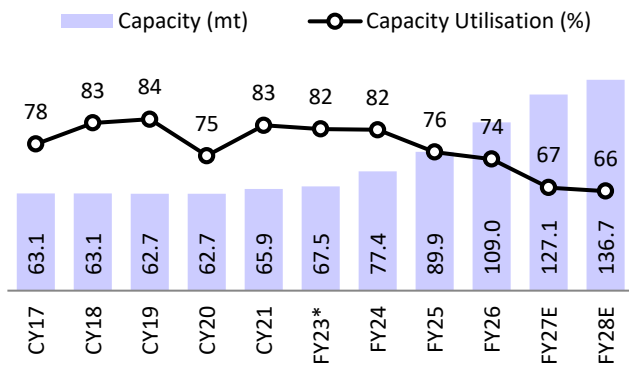
- Management indicated that the Indian cement industry continues to benefit from brand-led differentiation, unlike many other countries where cement is largely treated as a commodity product. However, it believes this perception will gradually diminish over time, with cement eventually being sold as a commodity. This transition could drive higher market penetration and volume growth, creating a positive multiplier effect on overall consumption.
- Cement consumption in India remains constrained by affordability. Nearly half of Indian households continue to live in single-room dwellings, many of which are either partially cemented or constructed using traditional materials. Beyond residential construction, the penetration of cement in roads, logistics infrastructure, rural connectivity, warehousing, and other basic public infrastructure remains low due to affordability challenges.
- Returns on investments in the cement business remain lower than expected. Management believes achieving a sustainable RoE of ~15% is likely to be a medium-term target and could take another two to four years to materialize as capacity additions are absorbed and industry economics improve. Cement is fundamentally a regional business, and maximizing sales within a radius of ~100km from manufacturing facilities can significantly improve cost competitiveness and return ratios.

Valuation and view

- We believe the change in brand perception remains a long-term journey as most industry players continue to focus on increasing/maintaining their higher premium cement share. ACEM's premium cement share stood at ~36% of trade sales in 4QFY26 (vs. ~29% in 4QFY25). While lead distances remain elevated due to the concentration of limestone mines in select areas/clusters, companies are mitigating this through split-location grinding units, optimizing scale operations, and increasing direct dispatches.
- We believe the cement demand outlook remains positive for the medium to long term, given the higher government spending on the infrastructure and residential segments. However, cost pressure and subdued cement price hikes are likely to remain key challenges in the near term.
- We estimate a CAGR of ~11%/18%/19% in consol. revenue/EBITDA/PAT over FY26-28, led by volume growth of ~9% and improvement in realization by ~2%. We estimate its EBITDA/t at INR856/INR1,053 in FY27/FY28 vs. INR887 in FY26. We estimate the company to shift from a net cash position (INR9.1b in FY26) to a net debt INR7.9b/INR22.9b in FY27/FY28. ACEM currently trades at 17x/13x FY27E/FY28E EV/EBITDA. We value the company at 16x FY28E EV/EBITDA to arrive at our TP of INR530. Reiterate BUY.

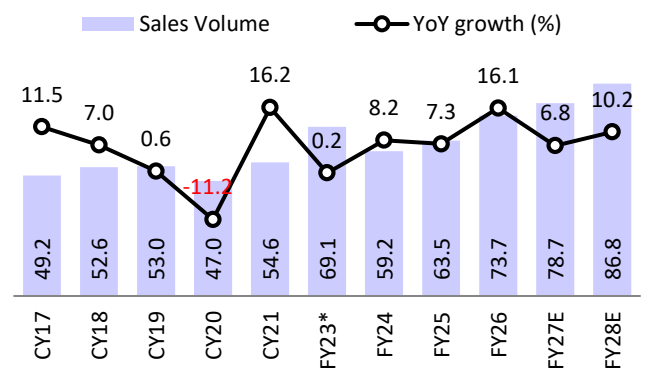
Story in charts

Exhibit 1: ACEM's (consol.) capacity utilization trend



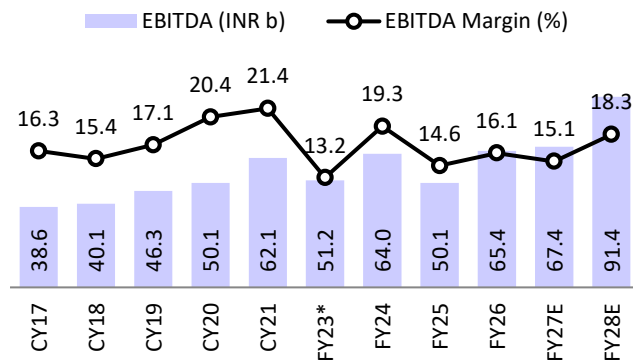
Source: MOFSL, Company; Note: FY23* volume annualized for like-for-like comparison

Exhibit 2: ACEM's (consol.) volume and growth



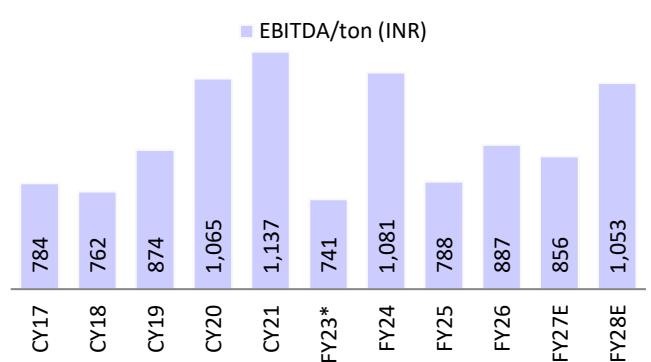
Source: MOFSL, Company; Note: FY23* volume annualized for like-for-like comparison

Exhibit 3: Consol. EBITDA margin is estimated to dip in FY27



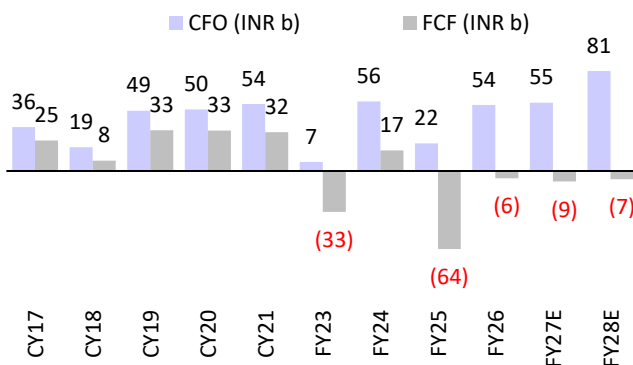
Source: MOFSL, Company; Note: FY23 was a 15M period

Exhibit 4: Consol. EBITDA/t to dip marginally in FY27



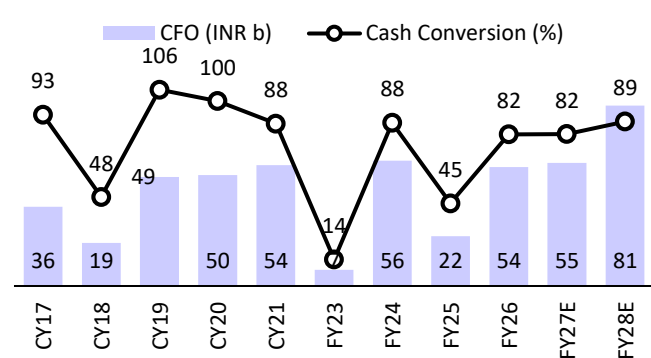
Source: MOFSL, Company; Note: FY23 was a 15M period

Exhibit 5: Estimate net cash outflow over FY27-28



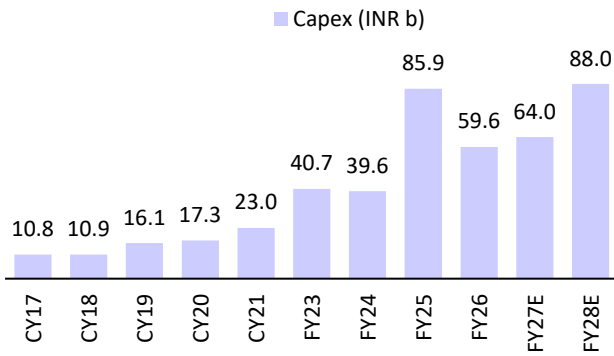
Source: Company, MOFSL; Note: FY23 was a 15M period

Exhibit 6: Cash conversion to improve



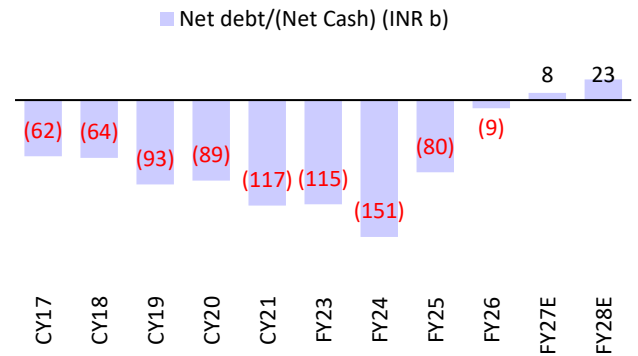
Source: Company, MOFSL; Note: FY23 was a 15M period

Exhibit 7: Capex to remain elevated over FY27-28E



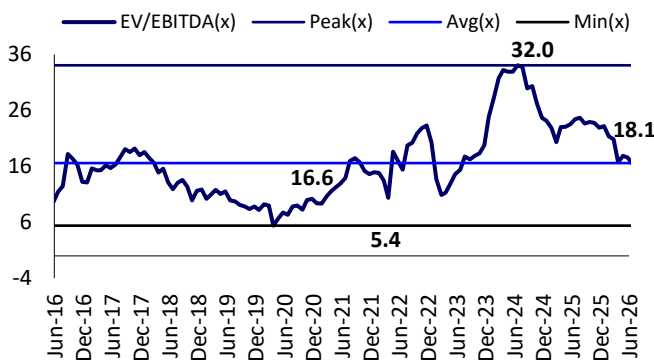
Source: Company, MOFSL; Note: FY23 was a 15M period

Exhibit 8: Higher capex to drive shift to net debt



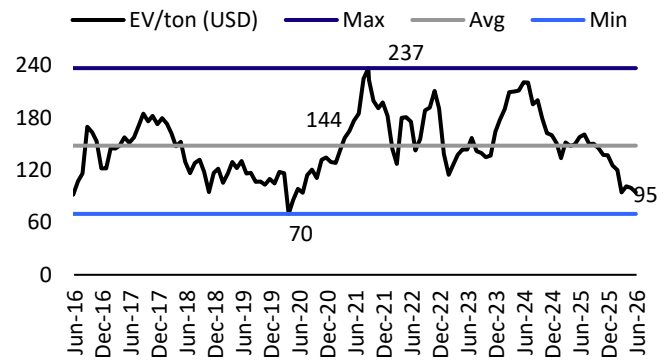
Source: Company, MOFSL; Note: FY23 was a 15M period

Exhibit 9: One-year forward EV/EBITDA chart



Source: Company, MOFSL

Exhibit 10: One-year forward EV/t chart



Source: Company, MOFSL

Consolidated financials and valuations

Income Statement								(INR m)	
Y/E December/March	CY20	CY21	FY23*	FY24	FY25	FY26	FY27E	FY28E	
Net Sales	2,45,162	2,89,655	3,89,370	3,31,596	3,43,357	4,06,557	4,46,554	4,99,115	
Change (%)	-9.5	18.1	7.5	6.5	3.5	18.4	9.8	11.8	
Total Expenditure	1,95,106	2,27,551	3,38,147	2,67,601	2,93,295	3,41,167	3,79,142	4,07,731	
As a Percentage of Sales	79.6	78.6	86.8	80.7	85.4	83.9	84.9	81.7	
EBITDA	50,056	62,104	51,224	63,995	50,063	65,389	67,412	91,384	
Change (%)	8.2	24.1	-34.0	56.2	-21.8	30.6	3.1	35.6	
Margin (%)	20.4	21.4	13.2	19.3	14.6	16.1	15.1	18.3	
Depreciation	11,618	11,525	16,447	16,234	22,970	35,704	37,916	45,093	
EBIT	38,438	50,579	34,777	47,761	27,092	29,685	29,496	46,292	
Interest	1,402	1,457	1,949	2,764	2,159	2,236	2,180	2,097	
Other Income – Rec.	4,438	3,524	7,377	11,664	12,435	8,343	8,761	9,199	
PBT Before EO Exp.	41,474	52,647	40,205	56,662	37,368	35,793	36,076	53,394	
EO Exp./ (Inc.)	1,702	1,205	3,190	-2,116	-23,304	3,320	0	0	
PBT After EO Exp.	39,772	51,442	37,015	58,777	60,672	32,473	36,076	53,394	
Tax Expense	8,848	14,534	7,051	11,626	7,863	-23,697	9,236	13,669	
Tax Rate (%)	22.2	28.3	19.0	19.8	13.0	-73.0	25.6	25.6	
Add: Share of Profit from Associate	144	202	280	229	132	201	201	201	
Less: Minority Interest	7,414	9,307	4,410	11,612	9,910	9,089	8,863	12,012	
Reported PAT	23,654	27,804	25,834	35,768	43,031	47,282	18,179	27,914	
PAT Adj. for EO Items	25,357	28,707	28,227	30,545	20,308	19,648	18,179	27,914	
Change (%)	20.9	13.2	-21.3	35.3	-33.5	-3.2	-7.5	53.6	
Margin (%)	10.3	9.9	7.2	9.2	5.9	4.8	4.1	5.6	

Balance Sheet								(INR m)	
Y/E December	CY20	CY21	FY23*	FY24	FY25	FY26	FY27E	FY28E	
Equity Share Capital	3,971	3,971	3,971	4,395	4,926	4,944	4,944	4,944	
Money Received Against Issue of Warrants			50,000	27,797					
Total Reserves	2,23,605	2,49,566	2,63,010	3,82,325	5,30,863	5,88,530	6,01,469	6,24,144	
Net Worth	2,27,576	2,53,537	3,16,982	4,14,517	5,35,789	5,93,473	6,06,413	6,29,087	
Minority Interest	63,409	71,450	70,584	93,908	1,03,682	1,24,989	1,33,007	1,44,173	
Def. Liabilities	6,260	7,562	7,004	13,214	24,285	34,337	34,337	34,337	
Total Loans	436	435	477	368	268	528	15,819	30,819	
Capital Employed	2,97,681	3,32,985	3,95,046	5,22,007	6,64,024	7,53,327	7,89,575	8,38,416	
Gross Block	1,85,238	2,13,828	2,43,254	3,36,585	4,43,873	6,08,517	7,14,604	8,07,654	
Less: Accum. Depn.	59,140	69,989	86,436	1,02,669	1,25,640	1,61,344	1,96,734	2,36,800	
Net Fixed Assets	1,26,099	1,43,839	1,56,818	2,33,916	3,18,233	4,47,173	5,17,870	5,70,854	
Capital WIP	24,219	21,964	25,259	26,585	98,583	91,209	49,147	44,122	
Capital Advances	6,050	4,234	4,810	14,266	15,548	15,548	15,548	15,548	
Goodwill	78,761	78,697	78,697	88,028	1,09,428	1,35,455	1,35,455	1,35,455	
Investments in Subsidiaries	1,546	1,705	1,861	623	604	736	736	736	
Investments – Trade	7,026	8,861	276	7,863	18,511	396	396	396	
Curr. Assets	1,53,507	1,92,773	2,49,495	2,79,388	2,50,113	2,05,222	2,27,997	2,36,180	
Inventory	16,486	27,380	32,728	36,086	42,480	45,523	55,724	54,723	
Debtors	5,611	6,458	11,544	11,896	15,903	18,685	26,914	33,107	
Cash and Bank Bal.	82,457	1,08,358	1,15,610	1,43,985	61,722	9,586	7,931	7,922	
Others	48,953	50,577	89,613	87,422	1,30,008	1,31,428	1,37,428	1,40,428	
Curr. Liability and Prov.	99,526	1,19,088	1,22,168	1,28,660	1,46,996	1,42,413	1,57,574	1,64,874	
Creditors	96,601	1,16,026	1,19,373	1,25,671	1,43,904	1,37,458	1,52,619	1,59,919	
Provisions	2,926	3,062	2,795	2,989	3,092	4,955	4,955	4,955	
Net Current Assets	53,980	73,685	1,27,327	1,50,728	1,03,117	62,810	70,423	71,306	
Appl. of Funds	2,97,681	3,32,985	3,95,046	5,22,007	6,64,024	7,53,327	7,89,575	8,38,416	

Source: Company, MOFSL; * Note: 15-month period due to a change in the accounting year from December to March

Consolidated financials and valuations

Ratios

Y/E December/March	CY20	CY21	FY23*	FY24	FY25	FY26	FY27E	FY28E
Basic (INR)								
EPS	12.8	14.5	14.2	13.9	8.2	7.9	7.4	11.3
Cash EPS	18.6	20.3	22.5	21.3	17.6	22.4	22.7	29.5
BV/Share	114.6	127.7	159.6	188.6	217.5	240.1	245.3	254.5
DPS	18.5	6.3	2.5	2.0	2.0	2.0	2.5	2.5
Payout (%)	144.9	43.6	17.6	14.4	24.3	25.2	34.0	22.1
Valuation (x)								
P/E Ratio	29.2	25.8	26.2	26.8	45.2	46.9	50.6	33.0
Cash P/E Ratio	20.0	18.4	16.6	17.5	21.2	16.6	16.4	12.6
P/BV Ratio	3.3	2.9	2.3	2.0	1.7	1.6	1.5	1.5
EV/Sales Ratio	3.5	2.9	2.1	2.7	2.9	2.7	2.6	2.3
EV/EBITDA Ratio	17.2	13.5	16.3	13.9	20.0	17.2	16.9	12.7
EV/t (Cap) - USD	145	135	131	121	118	105	95	90
Dividend Yield (%)	4.3	1.5	0.6	0.5	0.5	0.5	0.6	0.6
Return Ratios (%)								
RoE	10.9	12.0	10.0	8.4	4.3	3.5	3.0	4.5
RoCE	12.8	15.2	9.9	10.5	5.0	9.1	3.6	5.4
RoIC	14.5	18.6	12.4	12.7	5.5	8.9	3.2	4.5
Working Capital Ratios								
Asset Turnover (x)	0.8	0.9	1.0	0.6	0.5	0.5	0.6	0.6
Debtor (Days)	8.4	8.1	10.8	13.1	16.9	16.8	22.0	24.2
Inventory (Days)	25	35	31	40	45	41	46	40
Work Cap (Days)	80.4	92.9	119.4	165.9	109.6	56.4	57.6	52.1
Leverage Ratio (x)								
Current Ratio	1.5	1.6	2.0	2.2	1.7	1.4	1.4	1.4
Debt/Equity Ratio	0.0	0.0	0.0	0.0	0.0	0.0	0.0	0.0

Cash Flow Statement

Y/E December	CY20	CY21	FY23*	FY24	FY25	FY26	FY27E	FY28E
(INR m)								
OP/(Loss) Before Tax	39,916	51,645	37,295	59,006	61,037	32,988	36,277	53,594
Depreciation	11,618	11,525	16,447	16,234	22,970	35,704	35,390	40,066
Interest and Finance Charges	1,699	1,402	1,905	2,764	2,159	2,236	2,236	2,180
Direct Taxes Paid	-11,702	-6,476	-7,385	-9,156	-3,802	2,822	-9,236	-13,669
(Inc.)/Dec. in WC	8,492	-3,602	-40,913	-12,390	-59,991	-20,135	-9,268	-892
CF from Operations	50,022	54,494	7,349	56,458	22,374	53,615	55,399	81,280
Others	0	0	0	0	0	0	0	0
CF from Operations incl. EO	50,022	54,494	7,349	56,458	22,374	53,615	55,399	81,280
(Inc.)/Dec. in FA	-17,253	-22,963	-40,659	-39,611	-85,915	-59,557	-64,025	-88,025
Free Cash Flow	32,769	31,530	-33,310	16,847	-63,541	-5,942	-8,626	-6,745
(Pur.)/Sale of Investments	4,080	2,893	2,668	-49,893	10,604	-19,795	0	0
Others	19,865	-1,963	8,585	4,533	-85,246	-10,105	0	0
CF from Investments	6,692	-22,034	-29,407	-84,971	-1,60,557	-89,457	-64,025	-88,025
Issue of Shares	0	0	0	424	531	0	0	0
Inc.)/(Dec.) in Debt	0	0	-1,155	-1,533	-20,083	-9,121	15,291	15,000
Interest Paid	-1,699	-1,402	-1,581	-2,341	-1,758	-1,523	-2,236	-2,180
Dividend Paid	-37,959	-3,334	-12,514	-4,964	-4,926	-4,918	-6,180	-6,180
Others	-1,603	-1,823	44,560	65,302	82,157	-732	95	95
CF from Fin. Activity	-41,261	-6,560	29,310	56,888	55,920	-16,294	6,971	6,736
Inc./Dec. in Cash	15,453	25,901	7,253	28,375	-82,263	-52,136	-1,655	-9
Opening Balance	67,003	82,457	1,08,358	1,15,610	1,43,985	61,722	9,586	7,931
Closing Balance	82,457	1,08,357	1,15,610	1,43,985	61,722	9,586	7,931	7,922

Source: Company, MOFSL; * Note: 15-month period due to a change in the accounting year from December to March

Investment in securities market are subject to market risks. Read all the related documents carefully before investing.

Explanation of Investment Rating	
Investment Rating	Expected return (over 12-month)
BUY	>=15%
SELL	< - 10%
NEUTRAL	< - 10 % to 15%
UNDER REVIEW	Rating may undergo a change
NOT RATED	We have forward looking estimates for the stock but we refrain from assigning recommendation

*In case the recommendation given by the Research Analyst is inconsistent with the investment rating legend for a continuous period of 30 days, the Research Analyst shall be within following 30 days take appropriate measures to make the recommendation consistent with the investment rating legend.

Disclosures

The following Disclosures are being made in compliance with the SEBI Research Analyst Regulations 2014 (herein after referred to as the Regulations).

Motilal Oswal Financial Services Ltd. (MOFSL) is a SEBI Registered Research Analyst having registration no. INH000000412 and BSE enlistment no. 5028. MOFSL, the Research Entity (RE) as defined in the Regulations, is engaged in the business of providing Stock broking services, Depository participant services & distribution of various financial products. MOFSL is a listed public company, the details in respect of which are available on www.motilaloswal.com. MOFSL is registered with the Securities & Exchange Board of India (SEBI) and is a registered Trading Member with National Stock Exchange of India Ltd. (NSE) and Bombay Stock Exchange Limited (BSE), Multi Commodity Exchange of India Limited (MCX) and National Commodity & Derivatives Exchange Limited (NCDEX) for its stock broking activities & is Depository participant with Central Depository Services Limited (CDSL) National Securities Depository Limited (NSDL), NERL, COMRIS and CCRL and is member of Association of Mutual Funds of India (AMFI) for distribution of financial products and Insurance Regulatory & Development Authority of India (IRDA) as Corporate Agent for insurance products and is a member of Association of Portfolio Managers in India (APMI) for distribution of PMS products. Details of associate entities of Motilal Oswal Financial Services Ltd. are available on the website at <http://onlinereports.motilaloswal.com/Dormant/documents/Associate%20Details.pdf>

MOFSL and its associate company(ies), their directors and Research Analyst and their relatives may; (a) from time to time, have a long or short position in, act as principal in, and buy or sell the securities or derivatives thereof of companies mentioned herein. (b) be engaged in any other transaction involving such securities and earn brokerage or other compensation or act as a market maker in the financial instruments of the company(ies) discussed herein or act as an advisor or lender/borrower to such company(ies) or may have any other potential conflict of interests with respect to any recommendation and other related information and opinions.; however the same shall have no bearing whatsoever on the specific recommendations made by the analyst(s), as the recommendations made by the analyst(s) are completely independent of the views of the associates of MOFSL even though there might exist an inherent conflict of interest in some of the stocks mentioned in the research report.

MOFSL and / or its affiliates do and seek to do business including investment banking with companies covered in its research reports. As a result, the recipients of this report should be aware that MOFSL may have a potential conflict of interest that may affect the objectivity of this report. Compensation of Research Analysts is not based on any specific merchant banking, investment banking or brokerage service transactions. Details of pending Enquiry Proceedings of Motilal Oswal Financial Services Limited are available on the website at <https://galaxy.motilaloswal.com/ResearchAnalyst/PublishViewLitigation.aspx>. As per Regulatory requirements, Research Audit Report is uploaded on www.motilaloswal.com > MOFSL-Important Links > MOFSL Research Analyst Compliance Audit Report.

A graph of daily closing prices of securities is available at www.nseindia.com, www.bseindia.com. Research Analyst views on Subject Company may vary based on Fundamental research and Technical Research. Proprietary trading desk of MOFSL or its associates maintains arm's length distance with Research Team as all the activities are segregated from MOFSL research activity and therefore it can have an independent view with regards to Subject Company for which Research Team have expressed their views.

Regional Disclosures (outside India)

This report is not directed or intended for distribution to or use by any person or entity resident in a state, country or any jurisdiction, where such distribution, publication, availability or use would be contrary to law, regulation or which would subject MOFSL & its group companies to registration or licensing requirements within such jurisdictions.

For Hong Kong:

This report is distributed in Hong Kong by Motilal Oswal capital Markets (Hong Kong) Private Limited, a licensed corporation (CE AYY-301) licensed and regulated by the Hong Kong Securities and Futures Commission (SFC) pursuant to the Securities and Futures Ordinance (Chapter 571 of the Laws of Hong Kong) "SFO". As per SEBI (Research Analyst Regulations) 2014 Motilal Oswal Securities (SEBI Reg. No. INH000000412) has an agreement with Motilal Oswal capital Markets (Hong Kong) Private Limited for distribution of research report in Hong Kong. This report is intended for distribution only to "Professional Investors" as defined in Part I of Schedule 1 to SFO. Any investment or investment activity to which this document relates is only available to professional investor and will be engaged only with professional investors." Nothing here is an offer or solicitation of these securities, products and services in any jurisdiction where their offer or sale is not qualified or exempt from registration. The Indian Analyst(s) who compile this report is/are not located in Hong Kong & are not conducting Research Analysis in Hong Kong.

For U.S.

Motilal Oswal Financial Services Limited (MOFSL) is not a registered broker - dealer under the U.S. Securities Exchange Act of 1934, as amended (the "1934 act") and under applicable state laws in the United States. In addition MOFSL is not a registered investment adviser under the U.S. Investment Advisers Act of 1940, as amended (the "Advisers Act" and together with the 1934 Act, the "Acts"), and under applicable state laws in the United States. Accordingly, in the absence of specific exemption under the Acts, any brokerage and investment services provided by MOFSL, including the products and services described herein are not available to or intended for U.S. persons. This report is intended for distribution only to "Major Institutional Investors" as defined by Rule 15a-6(b)(4) of the Exchange Act and interpretations thereof by SEC (henceforth referred to as "major institutional investors"). This document must not be acted on or relied on by persons who are not major institutional investors. Any investment or investment activity to which this document relates is only available to major institutional investors and will be engaged in only with major institutional investors. In reliance on the exemption from registration provided by Rule 15a-6 of the U.S. Securities Exchange Act of 1934, as amended (the "Exchange Act") and interpretations thereof by the U.S. Securities and Exchange Commission ("SEC") in order to conduct business with Institutional Investors based in the U.S., MOFSL has entered into a chaperoning agreement with a U.S. registered broker-dealer, Motilal Oswal Securities International Private Limited. ("MOSIPL"). Any business interaction pursuant to this report will have to be executed within the provisions of this chaperoning agreement.

The Research Analysts contributing to the report may not be registered /qualified as research analyst with FINRA. Such research analyst may not be associated persons of the U.S. registered broker-dealer, MOSIPL, and therefore, may not be subject to NASD rule 2711 and NYSE Rule 472 restrictions on communication with a subject company, public appearances and trading securities held by a research analyst account.

For Singapore

In Singapore, this report is being distributed by Motilal Oswal Capital Markets (Singapore) Pte. Ltd. ("MOCMSPL") (UEN 201129401Z), which is a holder of a capital markets services license and an exempt financial adviser in Singapore. This report is distributed solely to persons who (a) qualify as "institutional investors" as defined in section 4A(1)(c) of the Securities and Futures Act of Singapore ("SFA") or (b) are considered "accredited investors" as defined in section 2(1) of the Financial Advisers Regulations of Singapore read with section 4A(1)(a) of the SFA. Accordingly, if a recipient is neither an "institutional investor" nor an "accredited investor", they must immediately discontinue any use of this Report and inform MOCMSPL.

In respect of any matter arising from or in connection with the research you could contact the following representatives of MOCMSPL. In case of grievances for any of the services rendered by MOCMSPL write to grievances@motilaloswal.com.

Nainesh Rajani

Email: nainesh.rajani@motilaloswal.com

Contact: (+65) 8328 0276

Specific Disclosures

- Research Analyst and/or his/her relatives do not have a financial interest in the subject company(ies), as they do not have equity holdings in the subject company(ies). MOFSL has financial interest in the subject company(ies) at the end of the week immediately preceding the date of publication of the Research Report: Yes.
Nature of Financial interest is holding equity shares or derivatives of the subject company
- Research Analyst and/or his/her relatives do not have actual/beneficial ownership of 1% or more securities in the subject company(ies) at the end of the month immediately preceding the date of publication of Research Report.
MOFSL has actual/beneficial ownership of 1% or more securities of the subject company(ies) at the end of the month immediately preceding the date of publication of Research Report:No
- Research Analyst and/or his/her relatives have not received compensation/other benefits from the subject company(ies) in the past 12 months.
MOFSL may have received compensation from the subject company(ies) in the past 12 months.
- Research Analyst and/or his/her relatives do not have material conflict of interest in the subject company at the time of publication of research report.
MOFSL does not have material conflict of interest in the subject company at the time of publication of research report.
- Research Analyst has not served as an officer, director or employee of subject company(ies).
- MOFSL has not acted as a manager or co-manager of public offering of securities of the subject company in past 12 months.
- MOFSL has not received compensation for investment banking /merchant banking/brokerage services from the subject company(ies) in the past 12 months.
- MOFSL may have received any compensation for products or services other than investment banking or merchant banking or brokerage services from the subject company(ies) in the past 12 months.
- MOFSL may have received compensation or other benefits from the subject company(ies) or third party in connection with the research report.
- MOFSL has not engaged in market making activity for the subject company.

The associates of MOFSL may have:

- financial interest in the subject company
 - actual/beneficial ownership of 1% or more securities in the subject company at the end of the month immediately preceding the date of publication of the Research Report or date of the public appearance.
 - received compensation/other benefits from the subject company in the past 12 months
 - any other potential conflict of interests with respect to any recommendation and other related information and opinions.; however the same shall have no bearing whatsoever on the specific recommendations made by the analyst(s), as the recommendations made by the analyst(s) are completely independent of the views of the associates of MOFSL even though there might exist an inherent conflict of interest in some of the stocks mentioned in the research report.
 - acted as a manager or co-manager of public offering of securities of the subject company in past 12 months
 - be engaged in any other transaction involving such securities and earn brokerage or other compensation or act as a market maker in the financial instruments of the company(ies) discussed herein or act as an advisor or lender/borrower to such company(ies)
 - received compensation from the subject company in the past 12 months for investment banking / merchant banking / brokerage services or from other than said services.
 - Served subject company as its clients during twelve months preceding the date of distribution of the research report.
- The associates of MOFSL has not received any compensation or other benefits from third party in connection with the research report
- Above disclosures include beneficial holdings lying in demat account of MOFSL which are opened for proprietary investments only. While calculating beneficial holdings, It does not consider demat accounts which are opened in name of MOFSL for other purposes (i.e holding client securities, collaterals, error trades etc.). MOFSL also earns DP income from clients which are not considered in above disclosures.

Analyst Certification

The views expressed in this research report accurately reflect the personal views of the analyst(s) about the subject securities or issues, and no part of the compensation of the research analyst(s) was, is, or will be directly or indirectly related to the specific recommendations and views expressed by research analyst(s) in this report.

Terms & Conditions:

This report has been prepared by MOFSL and is meant for sole use by the recipient and not for circulation. The report and information contained herein is strictly confidential and may not be altered in any way, transmitted to, copied or distributed, in part or in whole, to any other person or to the media or reproduced in any form, without prior written consent of MOFSL. The report is based on the facts, figures and information that are considered true, correct, reliable and accurate. The intent of this report is not recommendatory in nature. The information is obtained from publicly available media or other sources believed to be reliable. Such information has not been independently verified and no guaranty, representation of warranty, express or implied, is made as to its accuracy, completeness or correctness. All such information and opinions are subject to change without notice. The report is prepared solely for informational purpose and does not constitute an offer document or solicitation of offer to buy or sell or subscribe for securities or other financial instruments for the clients. Though disseminated to all the customers simultaneously, not all customers may receive this report at the same time. MOFSL will not treat recipients as customers by virtue of their receiving this report.

Disclaimer:

The report and information contained herein is strictly confidential and meant solely for the selected recipient and may not be altered in any way, transmitted to, copied or distributed, in part or in whole, to any other person or to the media or reproduced in any form, without prior written consent. This report and information herein is solely for informational purpose and may not be used or considered as an offer document or solicitation of offer to buy or sell or subscribe for securities or other financial instruments. Nothing in this report constitutes investment, legal, accounting and tax advice or a representation that any investment or strategy is suitable or appropriate to your specific circumstances. The securities discussed and opinions expressed in this report may not be suitable for all investors, who must make their own investment decisions, based on their own investment objectives, financial positions and needs of specific recipient. This may not be taken in substitution for the exercise of independent judgment by any recipient. Each recipient of this document should make such investigations as it deems necessary to arrive at an independent evaluation of an investment in the securities of companies referred to in this document (including the merits and risks involved), and should consult its own advisors to determine the merits and risks of such an investment. The investment discussed or views expressed may not be suitable for all investors. Certain transactions -including those involving futures, options, another derivative products as well as non-investment grade securities - involve substantial risk and are not suitable for all investors. No representation or warranty, express or implied, is made as to the accuracy, completeness or fairness of the information and opinions contained in this document. The Disclosures of Interest Statement incorporated in this document is provided solely to enhance the transparency and should not be treated as endorsement of the views expressed in the report. This information is subject to change without any prior notice. The Company reserves the right to make modifications and alternations to this statement as may be required from time to time without any prior approval. MOFSL, its associates, their directors and the employees may from time to time, effect or have effected an own account transaction in, or deal as principal or agent in or for the securities mentioned in this document. They may perform or seek to perform investment banking or other services for, or solicit investment banking or other business from, any company referred to in this report. Each of these entities functions as a separate, distinct and independent of each other. The recipient should take this into account before interpreting the document. This report has been prepared on the basis of information that is already available in publicly accessible media or developed through analysis of MOFSL. The views expressed are those of the analyst, and the Company may or may not subscribe to all the views expressed therein. This document is being supplied to you solely for your information and may not be reproduced, redistributed or passed on, directly or indirectly, to any other person or published, copied, in whole or in part, for any purpose. This report is not directed or intended for distribution to, or use by, any person or entity who is a citizen or resident of or located in any locality, state, country or other jurisdiction, where such distribution, publication, availability or use would be contrary to law, regulation or which would subject MOFSL to any registration or licensing requirement within such jurisdiction. The securities described herein may or may not be eligible for sale in all jurisdictions or to certain category of investors. Persons in whose possession this document may come are required to inform themselves of and to observe such restriction. Neither the Firm, not its directors, employees, agents or representatives shall be liable for any damages whether direct or indirect, incidental, special or consequential including lost revenue or lost profits that may arise from or in connection with the use of the information. The person accessing this information specifically agrees to exempt MOFSL or any of its affiliates or employees from, any and all responsibility/liability arising from such misuse and agrees not to hold MOFSL or any of its affiliates or employees responsible for any such misuse and further agrees to hold MOFSL or any of its affiliates or employees free and harmless from all losses, costs, damages, expenses that may be suffered by the person accessing this information due to any errors and delays.

This report is meant for the clients of Motilal Oswal only.

Investment in securities market are subject to market risks. Read all the related documents carefully before investing.

Registration granted by SEBI, enlistment as RA with Exchange and certification from NISM in no way guarantee performance of the intermediary or provide any assurance of returns to investors

Registered Office Address: Motilal Oswal Tower, Rahimtullah Sayani Road, Opposite Parel ST Depot, Prabhadevi, Mumbai-400025; Tel No.: 022 - 71934200 / 71934263; www.motilaloswal.com. Correspondence Address: Palm Spring Centre, 2nd Floor, Palm Court Complex, New Link Road, Malad (West), Mumbai- 400 064. Tel No: 022 71881000. Details of Compliance Officer: Neeraj Agarwal, Email Id: na@motilaloswal.com, Contact No.:022-40548085.

Grievance Redressal Cell:

Contact Person	Contact No.	Email ID
Ms. Hemangi Date	022 40548000 / 022 67490600	query@motilaloswal.com
Ms. Kumud Upadhyay	022 40548082	servicehead@motilaloswal.com
Mr. Ajay Menon	022 40548083	am@motilaloswal.com
Mr. Neeraj Agarwal	022 40548085	na@motilaloswal.com
Mr. Siddhartha Khemka	022 50362452	po.research@motilaloswal.com

Registration details of group entities.: Motilal Oswal Financial Services Ltd. (MOFSL): INZ000158836 (BSE/NSE/MCX/NCDX); CDSL and NSDL: IN-DP-16-2015; Research Analyst: INH000000412, BSE enlistment no. 5028, AMFI registered Mutual Fund Distributor and SIF Distributor: ARN : 146822. IRDA Corporate Agent – CA0579, APMI: APRN00233. Motilal Oswal Financial Services Ltd. is a distributor of Mutual Funds, PMS, Fixed Deposit, Insurance, Bond, NCDs and IPO products.

Customer having any query/feedback/ clarification may write to query@motilaloswal.com. In case of grievances for any of the services rendered by Motilal Oswal Financial Services Limited (MOFSL) write to grievances@motilaloswal.com, for DP to dpgrievances@motilaloswal.com.