



**Solid Research
Solid Relationships**

Fundamental Outlook

Market Setup

- **US markets rallied 1-3%** on Monday, with the Nasdaq climbing 3% and the Dow marking a record-high close after the United States and Iran struck a preliminary agreement to end the Middle East war and reopen the Strait of Hormuz, leading to an easing of inflation fears as crude oil prices dropped.
- **Dow Futures** is currently trading higher with a **gain of +0.1% (46 points)**
- **Most Asian markets** are trading **higher with marginal gains** with Indonesia market up 4%
- **Indian equities** extended their gains on Monday as improving global risk sentiment with Nifty50 advanced **1.0%** to close at 23,854. Broader markets continued to outperform, with the Nifty Midcap100 and Smallcap100 indices **rising 1.3% and 1.1%**.
- **Gift nifty** is currently trading **40 points higher (+0.2%)**.
- **FII: +200 Cr; DII: +3,189 Cr**

Opening Cues: **Positive**

Stocks in News

Craftsman Auto: The company has announced the launch of its Rs 2,000-crore Qualified Institutional Placement (QIP) on June 15. The floor price has been fixed at Rs 8,966.13 per equity share. **View: Buying opportunity at lower levels**

16-Jun-26

SBI: The Board of Directors will meet on June 18 to consider fundraising during FY27 through a public offer or private placement. **View: Positive**

HCL tech: The company has acquired a 10.46% stake in Axonwise Private Limited (Sarvam AI) for Rs 1,427.25 crore. This is a first of its kind investment by any Indian IT services company in India's full stack sovereign AI company. **View: Positive**

Northern Arc: Yes Bank and Northern Arc Capital have entered into a partnership to expand access to credit, scale digital lending, and provide debt investment opportunities for customers. The partnership brings together balance-sheet strength, digital infrastructure, distribution capabilities, underwriting expertise, and technology platforms to expand formal credit access across underserved segments in India. **View: Positive**

Initiating Sector : Travel and Leisure

BUY – Ixigo (TP: ₹217), Yatra(TP: ₹125), TBO TEK (TP: ₹1,765)

- The Indian travel agent market has evolved from a fragmented, agent led offline model (CY00-10) to a digitally driven ecosystem anchored by Online Travel Agencies, better known as OTAs (CY10-20), which transformed discovery, aggregation, and price transparency. The OTAs are now entering an AI-driven phase, evolving into intelligent platforms.
- The Indian OTA market is emerging as one of the fastest-growing travel markets globally and is likely to expand from INR2,079b in FY23 to 3,835b in FY28E (at a CAGR of ~13%) vs. the global OTA market CAGR of 6%. This growth will be aided by structural tailwinds and an underpenetrated online travel ecosystem.
- Margin expansion and profitable growth potential remain strong as platforms scale high-margin segments such as hotels, holiday packages, MICE, and ancillary services to contribute meaningfully to the Industry's bookings. Leveraging data analytics and personalized offerings, B2B and B2C OTAs can improve conversion rates. We initiate coverage on IXIGO(TP:₹217), YATRA(TP:₹125) and reiterate buy on TBO TEK(TP:₹1765)

View: BUY

Fundamental Actionable Idea

Bandhan Bank

CMP: INR 210, MTF Stock

- The private lender's board of directors has approved the sale of identified non-performing assets (NPAs) from its housing finance portfolio to asset reconstruction companies (ARCs).
- Management expects loan growth to remain healthy at 14-15%, with advances likely to grow in line with or ahead of overall business growth.
- NIMs expected to expand further by 10-20bp over the next 2-3 quarters, aided by repricing of term deposits. The bank has indicated an exit FY27 NIM guidance of ~6.5% on earning assets (~6% on total assets), while we conservatively factor in ~6% NIM on earning assets.
- On asset quality, we expect improving forward flows for both the industry and Bandhan, particularly in the MFI segment, which should lower credit costs to ~1.9% in FY27E (vs. 3.2% in FY26).
- We expect Bandhan to deliver RoA of 1.3%/1.5% in FY27E/FY28E vs. 0.6% in FY26.

View: **BUY**

Velocity Idea

Bank of Maharashtra

BUY; CMP: ₹86; SL: ₹76(12%); TGT: ₹105(22%)

Key Triggers:

- Bank of Maharashtra has proposed raising up to INR75 billion through equity issuance to strengthen its capital base and support future growth, while the upcoming AGM is also expected to approve the FY26 dividend declaration.
- Bank continues to stand out with industry-leading asset quality, with NNPA improving to 0.13% while its strong CASA ratio of around 52.5 percent supports a low-cost and stable funding profile. It also delivered a RoE of 23% %, making it one of the most capital-efficient compounding stories in mid-sized Indian banking.
- Bank of Maharashtra reported a strong Q4FY26 performance, with net profit rising 35% year-on-year, supported by healthy growth in net interest income and operating profit.

Technical View:

- The Stock is relatively outperforming within PSU banks space and bounced from 50 DEMA support.
- Breakout is supported by surge in volumes which has bullish implications.

Target Achieved

tbo.com
TRAVEL SIMPLIFIED



40% Gains

Reco Date	Call Type	Reco Price
24 th Mar'26	Investment Idea	₹1,040

Today Price	Date	Return	Duration
₹1,450	15 th Jun'26	40% Gain	83 days

Target Achieved



32% Gains

Reco Date	Call Type	Reco Price
22 th Apr'26	Investment Idea	₹358

Today Price	Date	Return	Duration
₹472	15 th Jun'26	32% Gain	54 days

Target Achieved



21% Gains

Reco Date	Call Type	Reco Price
13 th May'26	Investment Idea	₹1,075

Today Price	Date	Return	Duration
₹1,309	15 th Jun'26	21% Gain	32 days

Next Gen India

- Five listed pioneers of India's new-age digital and EV economy, positioned at the forefront of structural shifts across consumer technology, mobility and online platforms. E-commerce, electric two-wheelers, digital advertising and AI-led enterprise solutions continue to gain share from traditional channels and incumbents, supported by changing consumer behaviour and increasing digital adoption.
- These players are now moving beyond the customer-acquisition-led growth phase and are increasingly focused on improving monetisation, unit economics and profitability. The shift from cash burn to disciplined growth is resulting in stronger operating leverage, improving margins and better cash generation across business models.
- As these market leaders continue to consolidate share in large addressable markets, the combination of superior revenue growth and improving profitability provides a favourable backdrop for long-term value creation.

Time Frame: 12 months

Review: Monthly

Upside: 10-15%

Risk: High

Benchmark: Nifty 200

Script	Market Cap (in Cr.)	CMP as on 12 th June 2026	Weightage (%)
Lenskart Solutions	86,336	494	20
Ather Energy	39,688	1,028	20
Fractal Analytics	16,494	949	20
Honasa Consumer	13,571	414	20
Cartrade Tech	11,148	2,341	20

Weightage Rationale: We have assigned equal weightage to all the stocks in the basket as we expect equal growth opportunity in each of them.

*Investment in securities market are subject to market risks, read all the related documents carefully before investing.

Focus Investment Ideas

All Stocks Available in MTF

Duration : 1 Year Horizon

Stock Name	Rating	CMP (Rs)	Target (Rs)	Upside (%)
State Bank of India	Buy	1020	1300	27%
Tata Steel	Buy	197	250	27%
Mankind Pharma	Buy	2381	2980	25%
Groww	Buy	5754	6600	15%
Cummins India	Buy	207	235	14%

Technical Outlook

Nifty Technical Outlook

NIFTY (CMP : 23853) Nifty immediate support is at 23700 then 23600 zone while resistance at 24050 then 24200 zones. Now it has to hold above 23850 for an up move towards 24050 then 24200 zones while support can be seen at 23700 then 23600 zones.



Investment in securities market are subject to market risks, read all the related documents carefully before investing.

Sensex Technical Outlook

Sensex (CMP : 76264) Sensex support is at 76000 then 75700 zones while resistance at 76700 then 77000 zones. Now it has to hold above 76000 for an up move towards 76700 then 77000 zones while support can be seen at 76000 then 75700 zones.



Bank Nifty Technical Outlook

BANK NIFTY (CMP : 57198) Bank Nifty support is at 56750 then 56500 zones while resistance at 57500 then 58000 zones. Now it has to hold above 57000 zones for an up move towards 57500 and then 58000 levels while supports are shifting higher at 56750 then 56500 zones.

1-Niftybank - 15/06/26
EMA(CloseLine:20)



Midcap100 Index Technical Outlook

- Index has given a breakout.

16-Jun-26



Nifty Midcap100 Stats	
Advance	Decline
77	23

Investment in securities market are subject to market risks, read all the related documents carefully before investing.

Smallcap250 Index Technical Outlook

- Index has given a bullish Pennant Pattern Breakout.



Nifty SmallCap250 Stats

Advance	Decline
190	60

Brent Crude Oil

- Crude has given breakdown from support levels of 93 and has corrected 30% in last 1 month

16-Jun-26





Investment in securities market are subject to market risks, read all the related documents carefully before investing.

Sectoral Performance - Daily

- Market ended with positive market breadth, Nifty Auto and Realty were best performers.



16-Jun-26

Indices	Closing	% Change			
	15-Jun	1-day	2-days	3-days	5-days
NIFTY 50	23854	0.98%	2.99%	2.75%	3.16%
NIFTY BANK	57199	0.68%	3.66%	3.81%	5.80%
NIFTY MIDCAP 100	61550	1.29%	3.75%	2.91%	2.74%
NIFTY SMALLCAP 250	17293	1.25%	3.91%	3.04%	3.25%
NIFTY FINANCIAL SERVICES	26275	1.28%	4.46%	4.24%	5.93%
NIFTY PRIVATE BANK	27812	0.59%	3.44%	4.01%	6.47%
NIFTY PSU BANK	8581	0.62%	3.34%	2.42%	4.66%
NIFTY IT	28068	0.98%	0.89%	-0.75%	-2.04%
NIFTY FMCG	49043	0.44%	1.07%	0.18%	1.96%
NIFTY OIL & GAS	11181	1.53%	3.72%	3.50%	2.28%
NIFTY PHARMA	24220	-0.66%	-0.36%	0.25%	0.30%
NIFTY AUTO	26978	2.60%	4.60%	4.43%	5.05%
NIFTY METAL	13084	1.78%	2.75%	2.49%	1.32%
NIFTY REALTY	800	3.96%	7.63%	6.94%	6.79%
NIFTY INDIA DEFENCE	9130	1.49%	3.73%	1.55%	1.70%



Sectoral Performance - Weekly

- Nifty Realty is outperforming for last few weeks, Nifty Pharma is underperforming.

Name	1W Change	2W Change	3W Change	4W Change	5W Change
Nifty 50	0.98	2.09	1.3	0.57	0.89
Nifty Bank	0.68	4.96	5.46	5.82	6.49
Nifty IT	0.98	-3.25	-3.48	-2.92	1.27
Nifty Auto	2.6	3.1	2.43	3.69	3.48
Nifty Metal	1.78	-1.04	-2.66	-1.41	-1.63
 Nifty Pharma	-0.66	-0.12	-0.52	-1.44	-1.68
Nifty FMCG	0.44	1.53	-0.69	-2.4	-3.93
 Nifty Realty	3.96	4.05	2.24	3.31	5.78
Nifty Media	-0.14	-1.13	5.48	8.07	3.44
Nifty PSU Bank	0.62	3.9	5.21	7.18	6.9

Technical – Conviction Delivery Idea

BHARATFORG

(Mcap ₹ 96,603 Cr.)

F&O Stock, MTF stock

- Stock has given falling trendline Breakout.
- Sustaining above 20 DEMA.
- RSI is trending Upward.
- We recommend to buy the stock at CMP ₹2020 with a SL of ₹ 1940 and a TGT of ₹2200.

RECOs	CMP	SL	TARGET	DURATION
BUY	2020	1940	2200	1 Week



Technical Stocks On Radar

GRASIM

(CMP: 3171, Mcap ₹ 2,15,814 Cr.)

MTF stock

- Stock has given falling channel breakout.
- Stock is sustaining above 20 DEMA.
- RSI has given positive crossover.
- Immediate support at 3120.



PHOENIXLTD

(CMP: 1860, Mcap ₹ 66,521 Cr.)

F&O Stock

- Stock has given a trendline breakout.
- Sustaining above 20 DEMA.
- RSI has given positive crossover.
- Immediate support at 1820.



Technical Chart Pattern for the Day

EICHERMOT (Mcap ₹ 2,09,328 Cr.) (CMP : 7625) F&O Stock, MTF stock

16-Jun-26

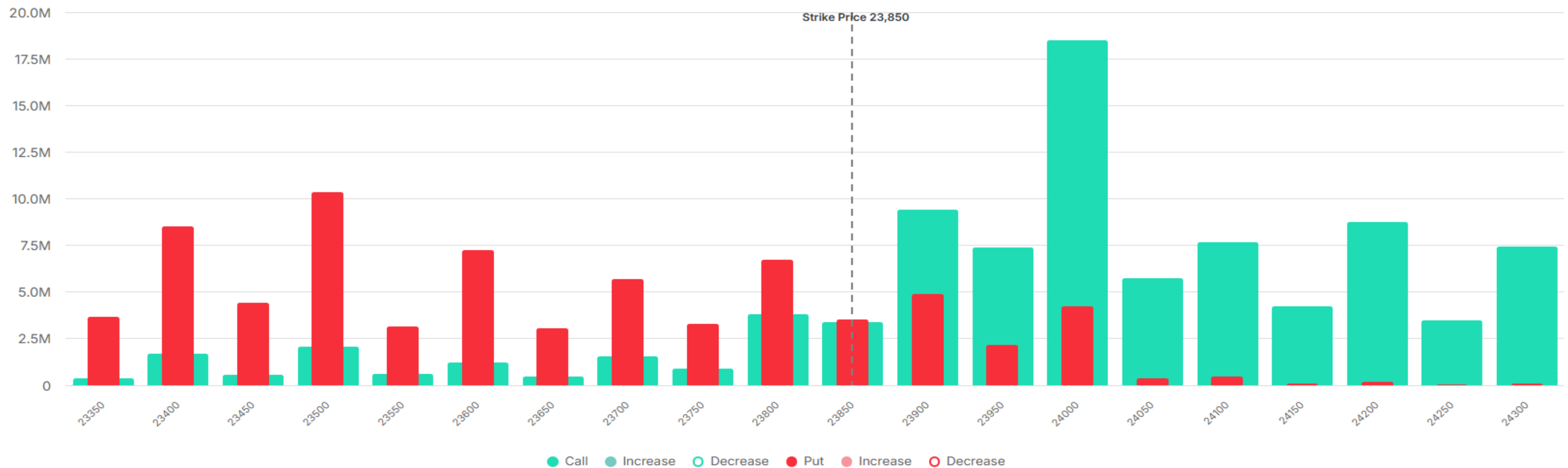


- “Ascending Triangle Breakout” breakout on daily chart.

Derivative Outlook

Nifty : Option Data

- Maximum Call OI is at 24000 then 23900 strike while Maximum Put OI is at 23900 then 23800 strike.
- Call writing is seen at 24000 then 23950 strike while Put writing is seen at 23900 then 23800 strike.
- Option data suggests a broader trading range in between 23400 to 24400 zones while an immediate range between 23600 to 24100 levels.



Investment in securities market are subject to market risks, read all the related documents carefully before investing.

Option - Buying side strategy

Index	Single Leg Buying	Multi Leg Strategy
Nifty (Weekly)	23850 CE if it holds above 23850 zones	Bull call spread (Buy 23900 CE and Sell 24000 CE) at net premium cost of 25-30 points
Sensex (Weekly)	77000 CE if it holds above 76000 zones	Bull call spread (Buy 77000 CE and Sell 77200 CE) at net premium cost of 40-50 points
Bank Nifty (Monthly)	59000 CE if it holds above 57000 zones	Bull call spread (Buy 57500 CE and Sell 58000 CE) at net premium cost of 210-220 points

Option - Selling side strategy

Index	Writing
Nifty (Weekly)	23600 PE and 24200 CE
Sensex (Weekly)	74000 PE and 78800 CE
Bank Nifty (Monthly)	53000 PE and 60000 CE

Weekly Option Range for Option Writers based on Different Confidence Band								
Date	16-Jun-26	Weekly Expiry	16-Jun-26	Days to weekly expiry	1			
Nifty		23854	India VIX		14.4			
Confidence Band	Probability	% Away From Spot	Range				Total Premium (Put + Call)	Types of Trades
			Put	Premium	Call	Premium		
1.00	68%	± 0.6%	23700	22	24000	37	59	Aggressive
1.25	79%	± 0.9%	23650	16	24050	27	42	Less Aggressive
1.50	87%	± 1.1%	23600	11	24100	20	31	Neutral
1.75	92%	± 1.3%	23550	8	24150	15	23	Conservative
Date	16-Jun-26	Monthly Expiry	30-Jun-26	Days to weekly expiry	10			
Bank Nifty		57199						
Confidence Band	Probability	% Away From Spot	Range				Total Premium (Put + Call)	Types of Trades
			Put	Premium	Call	Premium		
1.00	68%	± 2.6%	55700	276	58700	228	504	Aggressive
1.25	79%	± 3.3%	55300	214	59100	157	371	Less Aggressive
1.50	87%	± 4.0%	54900	165	59500	106	271	Neutral
1.75	92%	± 4.7%	54500	127	59900	72	198	Conservative
2.00	95%	± 5.2%	54200	108	60200	52	159	Most Conservative

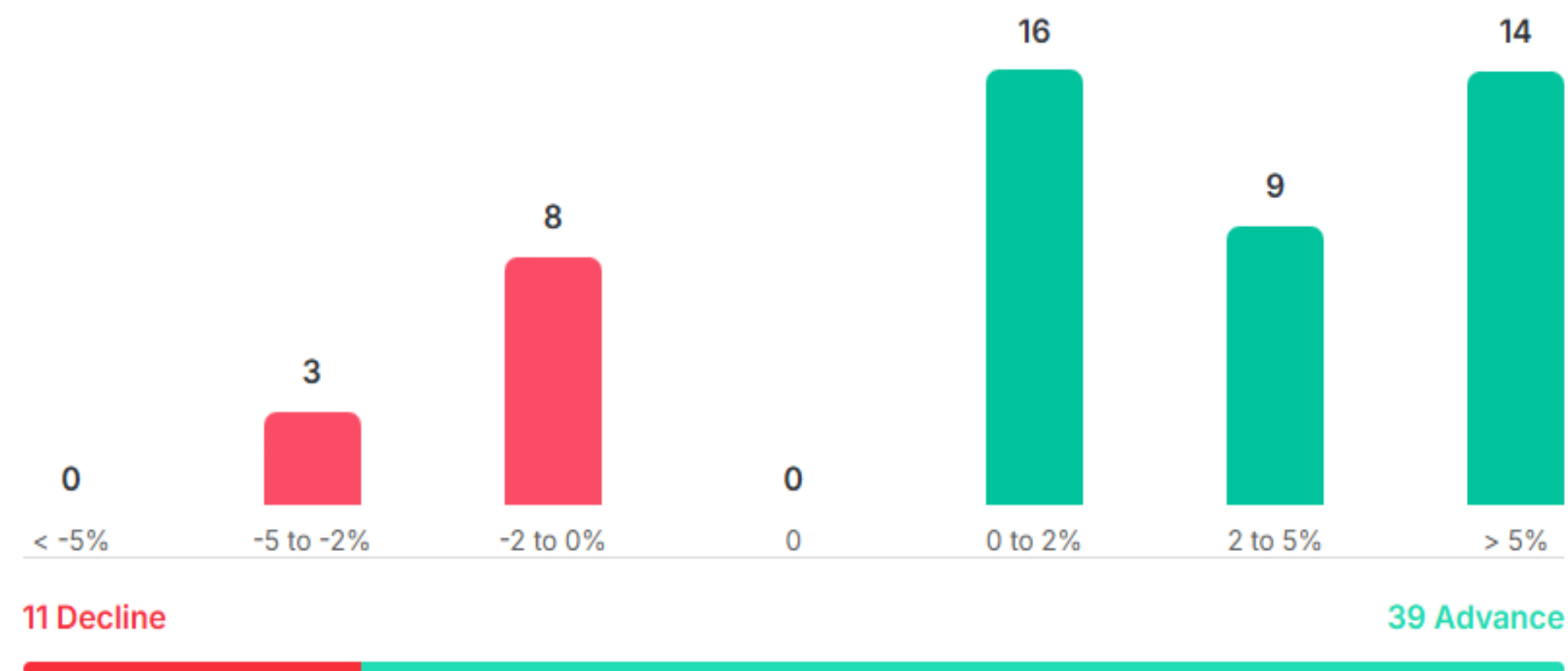
Investments in securities markets are subject to market risks. Please read all related documents carefully.

Nifty Advance Decline & Ban update

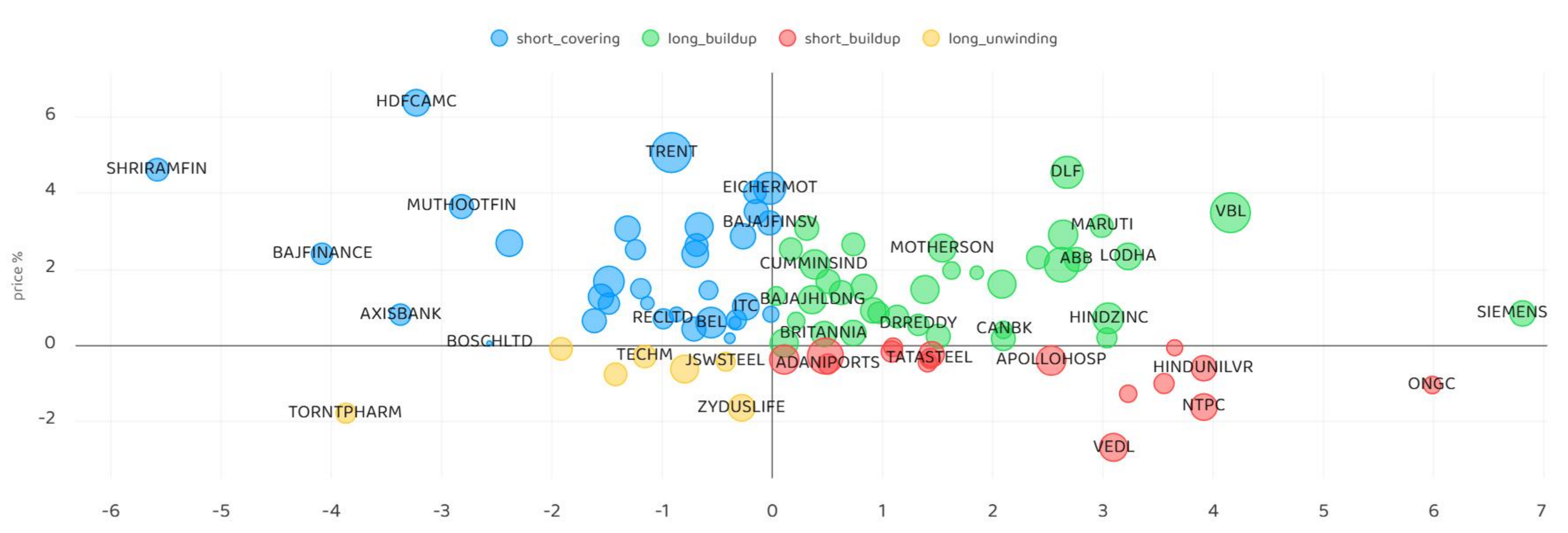
Stocks in Ban:

KAYNES

All FNO Nifty 50 Bank Nifty Fin Nifty



Stocks : Derivatives Outlook



Stocks : Options on radar

Stock	Call Strike	Trade	Buying Range	SL	TGT	Logic
BHARATFORG	2040 CE	Buy	45-48	40	60	Long Buildup
PHOENIXLTD	1860 CE	Buy	37-40	30	55	Long Buildup
TRENT	2920 CE	Buy	65-70	50	100	Short Covering

Stock	Call Strike	Trade	Buying Range	SL	TGT	Logic
GLENMARK	2140 PE	Buy	36-40	30	55	Short Buildup
BAJAJ-AUTO	9900 PE	Buy	160-170	130	230	Short Buildup

Quant Outlook

Quant Intraday Sell Ideas

What is this?

Based on technical indicators this strategy gives 2 stocks that have a high likelihood to fall during the day (from open to close). This is an intraday Sell strategy which can provide a good cushioning during a black swan event.

Today's **Sell** Ideas:

Stock Names	Close Price	SL (1%)	TP (1%)
MAZDOCK (Sell)	2440.4	2464.8	2416
BDL (Sell)	1209.7	1221.8	1197.6

What are the rules?

- Stock names will be given at market open (9:15 am)
- Recommended time to entry: between 9:15 to 9:30 am.
- Entry: We short 2 stocks daily (intraday)
- Exit: we will exit at 3:15 as this is an intraday call
- SL: is placed at 1% of the open.
- Book profit: At 1% fall since open.
- In special situations the book profit might be delayed if the stock is in free fall.

Siddhartha Khemka
Head – Retail Research

Chandan Taparua, CMT, CFTe
Head – Derivatives & Technical Research

Ruchit Jain
Head – Technical Research

Disclosures:

The following Disclosures are being made in compliance with the SEBI Research Analyst Regulations 2014 (herein after referred to as the Regulations).

Motilal Oswal Financial Services Ltd. (MOFSL) is a SEBI Registered Research Analyst having registration no. INH000000412 and BSE enlistment no. 5028. MOFSL, the Research Entity (RE) as defined in the Regulations, is engaged in the business of providing Stock broking services, Depository participant services & distribution of various financial products. MOFSL is a listed public company, the details in respect of which are available on www.motilaloswal.com. MOFSL is registered with the Securities & Exchange Board of India (SEBI) and is a registered Trading Member with National Stock Exchange of India Ltd. (NSE) and Bombay Stock Exchange Limited (BSE), Multi Commodity Exchange of India Limited (MCX) and National Commodity & Derivatives Exchange Limited (NCDEX) for its stock broking activities & is Depository participant with Central Depository Services Limited (CDSL) National Securities Depository Limited (NSDL), NERL, COMRIS and CCRL and is member of Association of Mutual Funds of India (AMFI) for distribution of financial products and Insurance Regulatory & Development Authority of India (IRDA) as Corporate Agent for insurance products and is a member of Association of Portfolio Managers in India (APMI) for distribution of PMS products. Details of associate entities of Motilal Oswal Financial Services Ltd. are available on the website at <http://onlinereports.motilaloswal.com/Dormant/documents/Associate%20Details.pdf>

Details of pending Enquiry Proceedings of Motilal Oswal Financial Services Limited are available on the website at <https://galaxy.motilaloswal.com/ResearchAnalyst/PublishViewLitigation.aspx>. As per Regulatory requirements, Research Audit Report is uploaded on www.motilaloswal.com > MOFSL-Important Links > MOFSL Research Analyst Compliance Audit Report.

MOFSL, its associates, Research Analyst or their relatives may have any financial interest in the subject company. MOFSL and/or its associates and/or Research Analyst or their relatives may have actual beneficial ownership of 1% or more securities in the subject company at the end of the month immediately preceding the date of publication of the Research Report or date of the public appearance. MOFSL and its associate company(ies), their directors and Research Analyst and their relatives may have any other potential conflict of interests at the time of publication of the research report or at the time of public appearance, however the same shall have no bearing whatsoever on the specific recommendations made by the analyst(s), as the recommendations made by the analyst(s) are completely independent of the views of the associates of MOFSL even though there might exist an inherent conflict of interest in some of the stocks mentioned in the research report..

In the past 12 months, MOFSL or any of its associates may have:

- a) received any compensation/other benefits from the subject company of this report
- b) managed or co-managed public offering of securities from subject company of this research report,
- c) received compensation for investment banking or merchant banking or brokerage services from subject company of this research report,
- d) received compensation for products or services other than investment banking or merchant banking or brokerage services from the subject company of this research report.

- MOFSL and its associates have not received any compensation or other benefits from the subject company or third party in connection with the research report.
- Subject Company may have been a client of MOFSL or its associates during twelve months preceding the date of distribution of the research report.
- Research Analyst may have served as director/officer/employee in the subject company.
- MOFSL and research analyst may engage in market making activity for the subject company.

MOFSL and its associate company(ies), and Research Analyst and their relatives from time to time may have:

a) a long or short position in, act as principal in, and buy or sell the securities or derivatives thereof of companies mentioned herein.

(b) be engaged in any other transaction involving such securities and earn brokerage or other compensation or act as a marketmaker in the financial instruments of the company(ies) discussed herein or act as an advisor or lender/borrower to such company(ies) or may have any other potential conflict of interests with respect to any recommendation and other related information and opinions.; however the same shall have no bearing whatsoever on the specific recommendations made by the analyst(s), as the recommendations made by the analyst(s) are completely independent of the views of the associates of MOFSL even though there might exist an inherent conflict of interest in some of the stocks mentioned in the research report.

Above disclosures include beneficial holdings lying in demat account of MOFSL which are opened for proprietary investments only. While calculating beneficial holdings, It does not consider demat accounts which are opened in name of MOFSL for other purposes (i.e holding client securities, collaterals, error trades etc.). MOFSL also earns DP income from clients which are not considered in above disclosures.

To enhance transparency, MOFSL has incorporated a Disclosure of Interest Statement in this document. This should, however, not be treated as endorsement of the views expressed in the report. MOFSL and / or its affiliates do and seek to do business including investment banking with companies covered in its research reports. As a result, the recipients of this report should be aware that MOFSL may have a potential conflict of interest that may affect the objectivity of this report.

Terms & Conditions:

This report has been prepared by MOFSL and is meant for sole use by the recipient and not for circulation. The report and information contained herein is strictly confidential and may not be altered in any way, transmitted to, copied or distributed, in part or in whole, to any other person or to the media or reproduced in any form, without prior written consent of MOFSL. The report is based on the facts, figures and information that are considered true, correct, reliable and accurate. The intent of this report is not recommendatory in nature. The information is obtained from publicly available media or other sources believed to be reliable. Such information has not been independently verified and no guaranty, representation of warranty, express or implied, is made as to its accuracy, completeness or correctness. All such information and opinions are subject to change without notice. The report is prepared solely for informational purpose and does not constitute an offer document or solicitation of offer to buy or sell or subscribe for securities or other financial instruments for the clients. Though disseminated to all the customers simultaneously, not all customers may receive this report at the same time. MOFSL will not treat recipients as customers by virtue of their receiving this report.

Analyst Certification

The views expressed in this research report accurately reflect the personal views of the analyst(s) about the subject securities or issues, and no part of the compensation of the research analyst(s) was, is, or will be directly or indirectly related to the specific recommendations and views expressed by research analyst(s) in this report.

Disclosure of Interest Statement

Analyst ownership of the stock No

A graph of daily closing prices of securities is available at www.nseindia.com, www.bseindia.com. Research Analyst views on Subject Company may vary based on Fundamental research and Technical Research. Proprietary trading desk of MOFSL or its associates maintains arm's length distance with Research Team as all the activities are segregated from MOFSL research activity and therefore it can have an independent view with regards to subject company for which Research Team have expressed their views.

Regional Disclosures (outside India)

This report is not directed or intended for distribution to or use by any person or entity resident in a state, country or any jurisdiction, where such distribution, publication, availability or use would be contrary to law, regulation or which would subject MOFSL & its group companies to registration or licensing requirements within such jurisdictions.

For Hong Kong:

This report is distributed in Hong Kong by Motilal Oswal capital Markets (Hong Kong) Private Limited, a licensed corporation (CE AYY-301) licensed and regulated by the Hong Kong Securities and Futures Commission (SFC) pursuant to the Securities and Futures Ordinance (Chapter 571 of the Laws of Hong Kong) "SFO". As per SEBI (Research Analyst Regulations) 2014 Motilal Oswal Financial Services Limited (SEBI Reg No. INH000000412) has an agreement with Motilal Oswal capital Markets (Hong Kong) Private Limited for distribution of research report in Hong Kong. This report is intended for distribution only to "Professional Investors" as defined in Part I of Schedule 1 to SFO. Any investment or investment activity to which this document relates is only available to professional investor and will be engaged only with professional investors." Nothing here is an offer or solicitation of these securities, products and services in any jurisdiction where their offer or sale is not qualified or exempt from registration. The Indian Analyst(s) who compile this report is/are not located in Hong Kong & are not conducting Research Analysis in Hong Kong.

For U.S.

MOTILAL Oswal Financial Services Limited (MOFSL) is not a registered broker - dealer under the U.S. Securities Exchange Act of 1934, as amended (the "1934 act") and under applicable state laws in the United States. In addition MOFSL is not a registered investment adviser under the U.S. Investment Advisers Act of 1940, as amended (the "Advisers Act" and together with the 1934 Act, the "Acts"), and under applicable state laws in the United States. Accordingly, in the absence of specific exemption under the Acts, any brokerage and investment services provided by MOFSL, including the products and services described herein are not available to or intended for U.S. persons. This report is intended for distribution only to "Major Institutional Investors" as defined by Rule 15a-6(b)(4) of the Exchange Act and interpretations thereof by SEC (henceforth referred to as "major institutional investors"). This document must not be acted on or relied on by persons who are not major institutional investors. Any investment or investment activity to which this document relates is only available to major institutional investors and will be engaged in only with major institutional investors. In reliance on the exemption from registration provided by Rule 15a-6 of the U.S. Securities Exchange Act of 1934, as amended (the "Exchange Act") and interpretations thereof by the U.S. Securities and Exchange Commission ("SEC") in order to conduct business with Institutional Investors based in the U.S., MOFSL has entered into a chaperoning agreement with a U.S. registered broker-dealer, Motilal Oswal Securities International Private Limited. ("MOSIPL"). Any business interaction pursuant to this report will have to be executed within the provisions of this chaperoning agreement.

The Research Analysts contributing to the report may not be registered /qualified as research analyst with FINRA. Such research analyst may not be associated persons of the U.S. registered broker-dealer, MOSIPL, and therefore, may not be subject to NASD rule 2711 and NYSE Rule 472 restrictions on communication with a subject company, public appearances and trading securities held by a research analyst account.

For Singapore

In Singapore, this report is being distributed by Motilal Oswal Capital Markets (Singapore) Pte. Ltd. ("MOCMSPL") (UEN 201129401Z), which is a holder of a capital markets services license and an exempt financial adviser in Singapore. This report is distributed solely to persons who (a) qualify as "institutional investors" as defined in section 4A(1)(c) of the Securities and Futures Act of Singapore ("SFA") or (b) are considered "accredited investors" as defined in section 2(1) of the Financial Advisers Regulations of Singapore read with section 4A(1)(a) of the SFA. Accordingly, if a recipient is neither an "institutional investor" nor an "accredited investor", they must immediately discontinue any use of this Report and inform MOCMSPL .

In respect of any matter arising from or in connection with the research you could contact the following representatives of MOCMSPL. In case of grievances for any of the services rendered by MOCMSPL write to grievances@motilaloswal.com.

Nainesh Rajani

Email: nainesh.rajani@motilaloswal.com

Contact: (+65) 8328 0276

Disclaimer:

This report is intended for distribution to Retail Investors.

The report and information contained herein is strictly confidential and meant solely for the selected recipient and may not be altered in any way, transmitted to, copied or distributed, in part or in whole, to any other person or to the media or reproduced in any form, without prior written consent. This report and information herein is solely for informational purpose and may not be used or considered as an offer document or solicitation of offer to buy or sell or subscribe for securities or other financial instruments. Nothing in this report constitutes investment, legal, accounting and tax advice or a representation that any investment or strategy is suitable or appropriate to your specific circumstances. The securities discussed and opinions expressed in this report may not be suitable for all investors, who must make their own investment decisions, based on their own investment objectives, financial positions and needs of specific recipient. This may not be taken in substitution for the exercise of independent judgment by any recipient. Each recipient of this document should make such investigations as it deems necessary to arrive at an independent evaluation of an investment in the securities of companies referred to in this document (including the merits and risks involved), and should consult its own advisors to determine the merits and risks of such an investment. The investment discussed or views expressed may not be suitable for all investors. Certain transactions-including those involving futures, options, another derivative products as well as non-investment grade securities - involve substantial risk and are not suitable for all investors. No representation or warranty, express or implied, is made as to the accuracy, completeness or fairness of the information and opinions contained in this document. The Disclosures of Interest Statement incorporated in this document is provided solely to enhance the transparency and should not be treated as endorsement of the views expressed in the report. This information is subject to change without any prior notice. The Company reserves the right to make modifications and alternations to this statement as may be required from time to time without any prior approval. MOFSL, its associates, their directors and the employees may from time to time, effect or have effected an own account transaction in, or deal as principal or agent in or for the securities mentioned in this document. They may perform or seek to perform investment banking or other services for, or solicit investment banking or other business from, any company referred to in this report. Each of these entities functions as a separate, distinct and independent of each other. The recipient should take this into account before interpreting the document. This report has been prepared on the basis of information that is already available in publicly accessible media or developed through analysis of MOFSL. The views expressed are those of the analyst, and the Company may or may not subscribe to all the views expressed therein. This document is being supplied to you solely for your information and may not be reproduced, redistributed or passed on, directly or indirectly, to any other person or published, copied, in whole or in part, for any purpose. This report is not directed or intended for distribution to, or use by, any person or entity who is a citizen or resident of or located in any locality, state, country or other jurisdiction, where such distribution, publication, availability or use would be contrary to law, regulation or which would subject MOFSL to any registration or licensing requirement within such jurisdiction. The securities described herein may or may not be eligible for sale in all jurisdictions or to certain category of investors. Persons in whose possession this document may come are required to inform themselves of and to observe such restriction. Neither the Firm, not its directors, employees, agents or representatives shall be liable for any damages whether direct or indirect, incidental, special or consequential including lost revenue or lost profits that may arise from or in connection with the use of the information. The person accessing this information specifically agrees to exempt MOFSL or any of its affiliates or employees from, any and all responsibility/liability arising from such misuse and agrees not to hold MOFSL or any of its affiliates or employees responsible for any such misuse and further agrees to hold MOFSL or any of its affiliates or employees free and harmless from all losses, costs, damages, expenses that may be suffered by the person accessing this information due to any errors and delays.

This report is meant for the clients of Motilal Oswal only.

Investment in securities market are subject to market risks. Read all the related documents carefully before investing.

Registration granted by SEBI, enlistment as RA with Exchange and certification from NISM in no way guarantee performance of the intermediary or provide any assurance of returns to investors

Registered Office Address: Motilal Oswal Tower, Rahimtullah Sayani Road, Opposite Parel ST Depot, Prabhadevi, Mumbai-400025; Tel No.: 022 - 71934200 / 71934263; www.motilaloswal.com. Correspondence Address: Palm Spring Centre, 2nd Floor, Palm Court Complex, New Link Road, Malad (West), Mumbai- 400 064. Tel No: 022 71881000. Details of Compliance Officer: Neeraj Agarwal, Email Id: na@motilaloswal.com, Contact No.:022-40548085.

Grievance Redressal Cell:

Contact Person	Contact No.	Email ID
Ms. Hemangi Date	022 40548000 / 022 67490600	query@motilaloswal.com
Ms. Kumud Upadhyay	022 40548082	servicehead@motilaloswal.com
Mr. Ajay Menon	022 40548083	am@motilaloswal.com
Mr. Neeraj Agarwal	022 40548085	na@motilaloswal.com
Mr. Siddhartha Khemka	022 50362452	po.research@motilaloswal.com

Registration details: Motilal Oswal Financial Services Ltd. (MOFSL): INZ000158836 (BSE/NSE/MCX/NCDEX); CDSL and NSDL: IN-DP-16-2015; Research Analyst: INH000000412, BSE enlistment no. 5028, AMFI registered Mutual Fund Distributor and SIF Distributor: ARN .: 146822. IRDA Corporate Agent – CA0579, APMI: APRN00233. Motilal Oswal Financial Services Ltd. is a distributor of Mutual Funds, PMS, Fixed Deposit, Insurance, Bond, NCDs and IPO products.

Customer having any query/feedback/ clarification may write to query@motilaloswal.com. In case of grievances for any of the services rendered by Motilal Oswal Financial Services Limited (MOFSL) write to grievances@motilaloswal.com, for DP to dp grievances@motilaloswal.com.

Investment in securities market are subject to market risks, read all the related documents carefully before investing.