

BSE SENSEX
82,366

S&P CNX
25,236

CMP: INR3,745 TP: INR4,300 (+15%)

Buy



Bloomberg	KKC IN
Equity Shares (m)	277
M.Cap.(INRb)/(USD b)	1038 / 12.4
52-Week Range (INR)	4172 / 1590
1, 6, 12 Rel. Per (%)	-3/22/86
12M Avg Val (INR M)	2213

Financials Snapshot (INR b)

Y/E Mar	2025E	2026E	2027E
Net sales	106.6	126.3	147.8
EBITDA	21.8	25.9	30.3
Adj. PAT	20.6	24.7	29.2
EPS (INR)	74.2	89.0	105.5
EPS Gr. (%)	23.7	19.9	18.5
BV/Sh. (INR)	251.4	286.2	327.6

Ratios

RoE (%)	31.3	33.1	34.4
RoCE (%)	29.6	31.3	32.5

Valuations

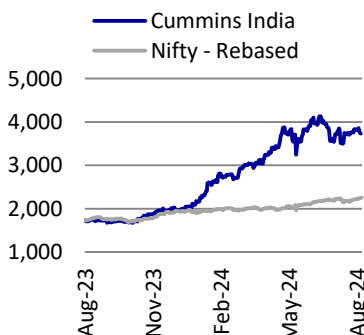
P/E (x)	50.6	42.2	35.6
P/BV (x)	14.9	13.1	11.5
EV/EBITDA (x)	46.9	39.4	33.4
Div Yield (%)	1.1	1.3	1.6

Shareholding pattern (%)

As On	Jun-24	Mar-24	Jun-23
Promoter	51.0	51.0	51.0
DII	22.4	23.0	24.0
FII	18.0	17.4	14.4
Others	8.7	8.6	10.7

FII Includes depository receipts

Stock Performance (1-year)



Witnessing a smoother transition to new norms

From our recent interaction with the management, Cummins India (KKC) appears to be well positioned to benefit from the change in emission norms for diesel gensets. The CPCB 4+ norms have been in effect since 1st Jul'24. Contrary to expectations, demand has so far remained strong despite price hikes of 15-35% across nodes. This demand is being led by the refueling of channel inventory with CPCB 4+ gensets. KKC is striving to maintain high margins as experienced during the last few quarters through cost-rationalization measures and an improved product mix. The industrial segment is benefitting from the strong construction cycle, and the distribution segment is gaining from better market reach. Exports appear to have bottomed out and could witness improvement in the coming quarters. We thus maintain our positive stance on KKC and reiterate our BUY rating on the stock with an unchanged TP of INR4,300 (based on 45x P/E on two-year forward earnings).

Powergen segment's portfolio well accepted in the market

Post-implementation of CPCB 4+ norms from 24th Jul'24, the overall genset market size has expanded 35-40%. The inventory filling exercise, coupled with normal demand across all segments, is leading to improved volumes even in a post-normal transition quarter. During FY24, the powergen segment's demand gained from: 1) pre-buying benefits, 2) higher sales from the project business for the data center, 3) a higher share of nearly 25-30% of CPCB 4+ products, and 4) the lag effect of pricing increases. Going forward, the segment will be driven by strong demand and pricing gains in FY25. In the CPCB 4+ segment, the market will stabilize in the coming quarters, with only CPCB 4+ products being available on the market. Hence, if demand remains strong, the prices of CPCB 4+ products will continue to remain elevated. Demand for data centers is growing in high double digits, and KKC's HHP portfolio is constantly benefiting from this demand. KKC remains a leader in the data center market as the reliability of gensets is being measured up to four decimal points and other local players are yet to catch up. Along with this, KKC also maintained its positive stance on demand sustainability. This was because the demand for gensets as a backup will continue to remain despite government efforts to ramp up power capacity and even with lower prices of batteries as an alternative source of power.

Distribution segment will continue growing rapidly

The distribution business is growing at a healthy pace over the past few years as the installed base is growing each year, coupled with higher utilization leading to improved demand for aftermarket solutions, which is a function of both time and usage of gensets. KKC is also benefiting from strong demand pull as well as its vast distribution network and increased penetration towards Tier 2 and Tier 3 cities. Along with this, the growth momentum of the distribution business will be supported by demand for spares and services of CPCB 4+ gensets which will be more expensive as compared to that of CPCB 2 gensets. KKC has already launched Ashwasan 4+ extended warranty for new gensets. We expect the distribution segment to report a 25% CAGR over FY24-27.

Industrial segment benefitting from growth across all sub-segments

The demand in the industrial segment is fueled by growth visible in all key segments such as construction, railways, mining, marine, and defense. In the railways segment, the demand for Diesel Electric Tower Cars (DETCs) remains strong. However, demand for hotel load converters is yet to kick in for Cummins. The company is also witnessing strong demand from the defense segment. We expect the industrial segment to clock a 14% CAGR over FY24-27.

Exports hit by weak demand and dumping from other countries

The export markets had witnessed dumping from various countries, which led to price disruption. KKC is cautiously trading this market and is trying to position its products well in each market so as to capitalize as and when demand recovers. India is already ahead of other developed countries on emission norms, and hence, KKC will try to position CPCB 4+ products in the US and Europe. We expect an export revenue of INR17.4b/INR19.6b/INR22.1b for FY25/FY26/FY27.

Cost benefits playing out well

KKC continues to remain focused on localizing the costs and intends to take the indigenization level for CPCB 4+ to nearly 75-80%. KKC implemented material cost reduction initiatives in the last few years, and the benefits of these initiatives are now visible. With commodity prices under control, the company intends to either maintain or improve its margins from current levels.

Financial outlook

We retain our estimates and expect revenue/PAT CAGR of 18%/21% over FY24-27. We keep our margin estimates of 20.4%/20.5%/20.5% intact for FY25/FY26/FY27. Our estimates factor in a gross margin of 35.6% vs. 37.8% in 1QFY25, as we expect some parts of the benefit of low-cost RM inventory to wane with the increase in commodity prices of late, particularly copper and aluminum.

Valuation and view

The stock is currently trading at 42.2x/35.6x FY26/27E EPS. We maintain our TP of INR4,300 based on 45x P/E on two year forward earnings. **Reiterate BUY.**

Key risks and concerns

Key risks to our recommendation would come from lower-than-expected demand for key segments, higher commodity prices, increased competitive intensity, and a lower-than-expected recovery in exports.

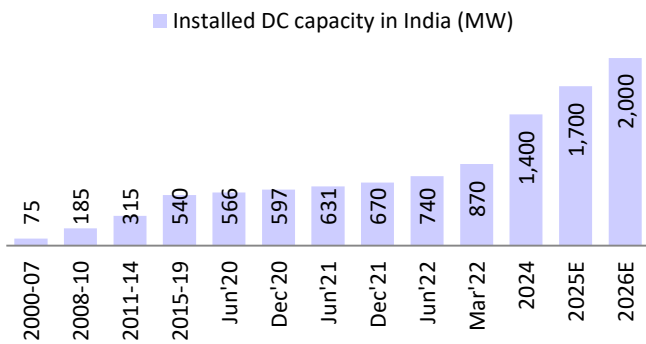
Key exhibits

Exhibit 1: Prices for CPCB 4+ products are higher by 15-35% over CPCB 2 (INR)

Node	Cummins	KOEL
15kva	3,55,000	3,60,000
20kva	4,00,000	3,40,000
30kva	6,78,000	6,25,000
40kva	7,38,000	7,67,000
58.5kva	9,50,000	8,66,000
82.5kva	11,85,000	11,80,000
125kva	12,25,000	12,50,000
160kva	16,00,000	
180kva	17,79,738	13,25,000
200kva	21,51,000	17,00,000
250kva	22,50,000	18,75,326
320kva	28,80,000	23,65,000
500kva	43,00,000	40,00,000

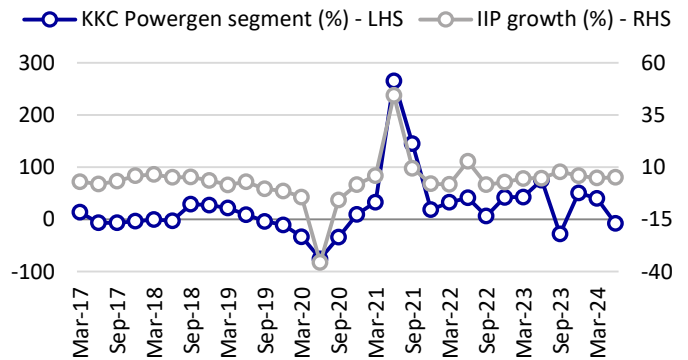
Source: Channel checks, Industry, MOFSL

Exhibit 2: Data center market is witnessing a multi-year growth in capacity ramp-up (MW)



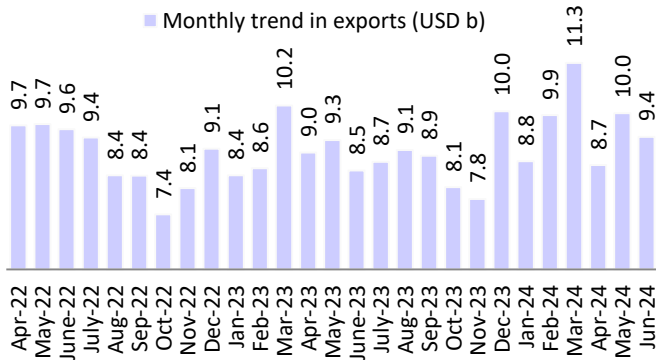
Source: CRISIL, MOFSL

Exhibit 3: Powergen segment sales of KKC have a high correlation with IIP growth (%)



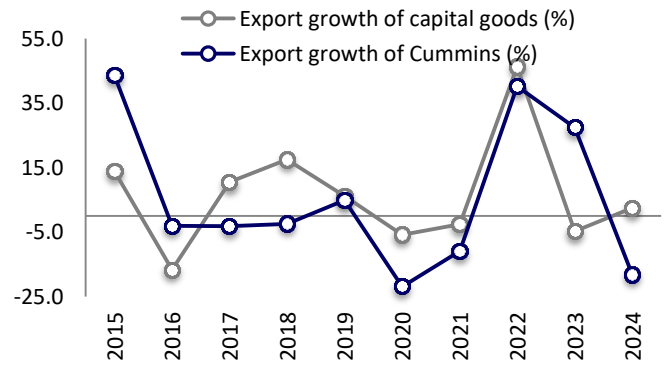
Source: MOSPI, MOFSL

Exhibit 4: Engineering goods exports have started recovering from the lows of Apr'24 and we expect to see a gradual improvement as macro challenges ebb (USD b)



Source: Company, MOFSL

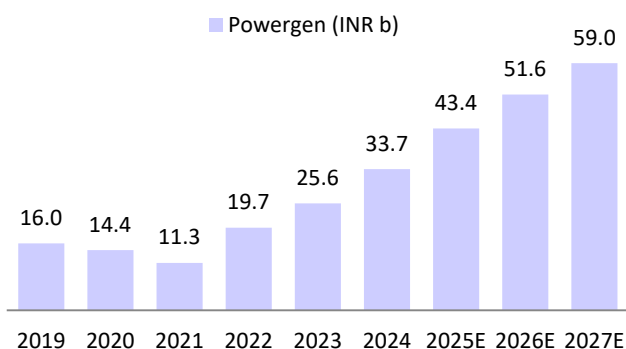
Exhibit 5: KKC's exports have a strong correlation with India's overall exports and have historically mirrored the trend in export of capital goods (%)



Source: Company, MOFSL

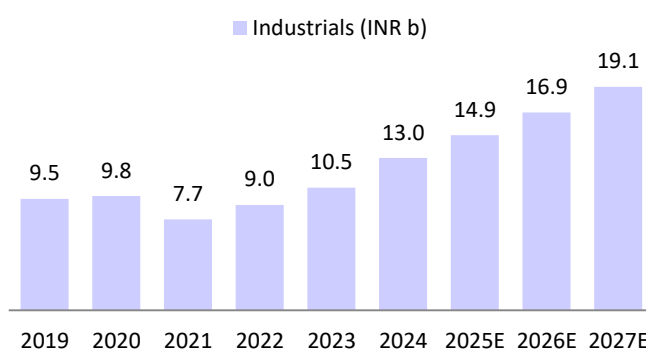
Financial outlook

Exhibit 6: We expect a 21% CAGR in Powergen segment over FY24-FY27 (INR m)



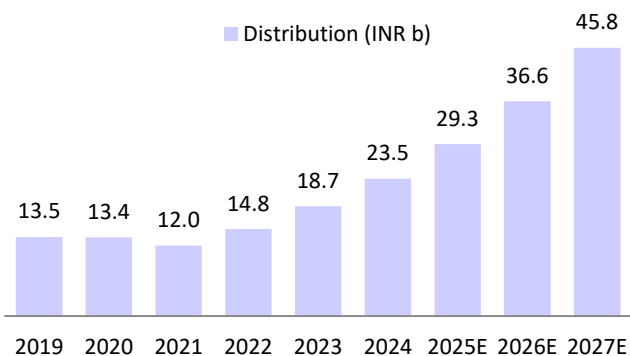
Source: Company, MOFSL

Exhibit 7: We expect a 14% CAGR in Industrial segment over FY24-FY27 (INR m)



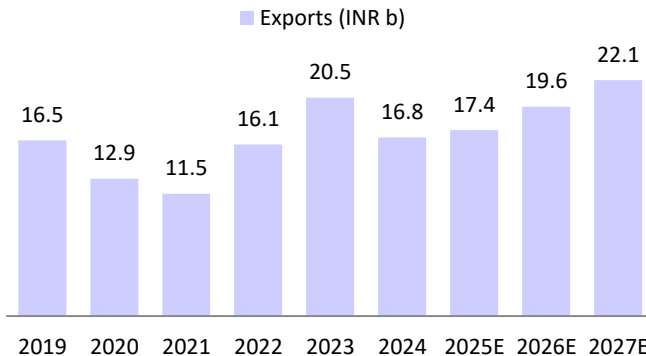
Source: Company, MOFSL

Exhibit 8: We expect a 25% CAGR in Distribution segment over FY24-FY27 (INR m)



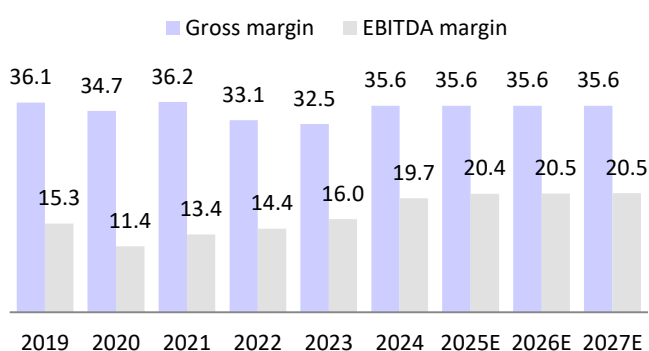
Source: Company, MOFSL

Exhibit 9: Exports to clock 10% CAGR on a low base over FY24-FY27E (INR m)



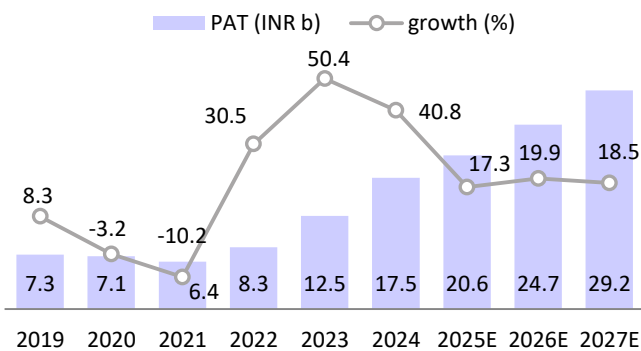
Source: Company, MOFSL

Exhibit 10: We expect stable gross margin over FY25-27 (%)

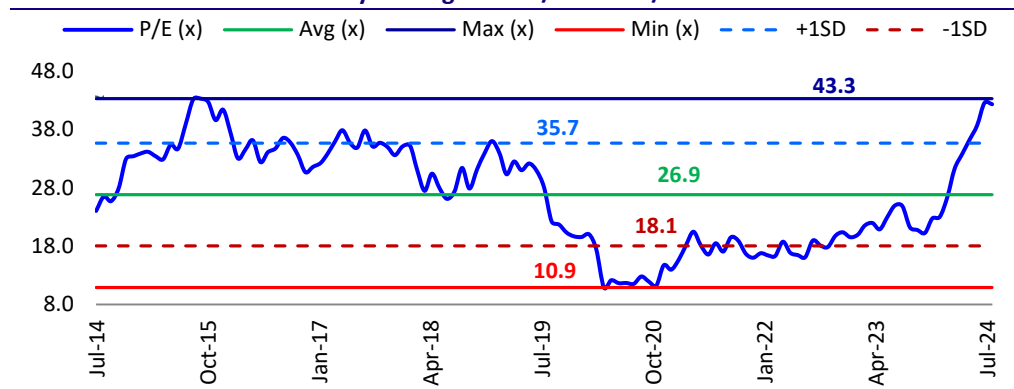


Source: Company, MOFSL

Exhibit 11: PAT to clock 19% CAGR over FY24-27E (INR m)



Source: Company, MOFSL

Exhibit 12: The stock is currently trading at ~42x/35x FY26/27E EPS

Source: Bloomberg, MOFSL

Valuation and view

The stock is currently trading at 42.2x/35.6x FY26/27E EPS. We maintain our TP of INR4,300 based on 45x P/E on two year forward earnings. **Reiterate BUY.**

Key risks and concerns

- **Faster energy transition toward cleaner sources.** A sooner-than-expected transition toward clean sources of fuel in India and the company's inability to keep pace with new products. However, the company is continuously working on new products and has access to technology for products related to natural gas gensets or hydrogen-based gensets.
- **Slowdown in exports.** Its margins have a high correlation with exports. A prolonged slowdown in export markets can impact margins adversely.
- **Increasing competition.** Increased competition from domestic and international players can result in pricing pressure, thereby impacting margins over the medium to long term.

Financials and valuations

Income Statement							(INR m)
Y/E March	FY21	FY22	FY23	FY24	FY25E	FY26E	FY27E
Total Income from Operations	43,292	61,404	77,444	89,586	1,06,607	1,26,343	1,47,755
Change (%)	-16.1	41.8	26.1	15.7	19.0	18.5	16.9
Total Expenditure	37,497	52,553	65,018	71,972	84,818	1,00,466	1,17,427
% of Sales	86.6	85.6	84.0	80.3	79.6	79.5	79.5
EBITDA	5,795	8,851	12,426	17,614	21,789	25,877	30,328
Margin (%)	13.4	14.4	16.0	19.7	20.4	20.5	20.5
Depreciation	1,255	1,340	1,405	1,576	1,625	1,942	2,284
EBIT	4,540	7,511	11,022	16,037	20,164	23,935	28,044
Int. and Finance Charges	162	115	158	268	295	295	295
Other Income	3,702	2,875	4,200	5,678	5,786	7,150	8,754
PBT bef. EO Exp.	8,080	10,271	15,064	21,448	25,656	30,791	36,503
EO Items	0	1,059	-143	-17			
PBT after EO Exp.	8,080	11,330	14,921	21,431	25,656	30,791	36,503
Total Tax	1,901	2,463	3,623	4,824	6,170	7,404	8,778
Tax Rate (%)	23.5	21.7	24.3	22.5	24.0	24.0	24.0
Reported PAT	6,179	8,866	11,298	16,606	19,486	23,386	27,725
Adjusted PAT	6,350	8,284	12,460	16,623	20,567	24,663	29,234
Change (%)	-10.2	30.5	50.4	33.4	23.7	19.9	18.5
Margin (%)	14.7	13.5	16.1	18.6	19.3	19.5	19.8

Balance Sheet							(INR m)
Y/E March	FY21	FY22	FY23	FY24	FY25E	FY26E	FY27E
Equity Share Capital	554	554	554	554	554	554	554
Total Reserves	43,513	47,972	53,125	61,077	69,124	78,794	90,260
Net Worth	44,068	48,527	53,680	61,631	69,678	79,348	90,814
Total Loans	156	3,933	3,500	1,000	1,000	1,000	1,000
Deferred Tax Liabilities	823	971	1,057	941	941	941	941
Capital Employed	45,047	53,430	58,237	63,572	71,619	81,289	92,755
Gross Block	20,337	22,278	23,458	26,183	30,213	35,147	40,500
Less: Accum. Deprn.	8,684	10,024	11,429	13,005	14,505	16,447	18,731
Net Fixed Assets	11,654	12,254	12,030	13,178	15,708	18,700	21,769
Capital WIP	1,275	608	413	968	608	608	608
Total Investments	13,892	15,939	21,042	21,927	21,036	21,036	21,036
Curr. Assets, Loans & Adv.	29,950	39,230	41,625	48,884	57,488	68,464	81,525
Inventory	5,578	7,288	8,862	9,369	12,209	14,469	16,921
Account Receivables	10,745	12,473	15,927	20,776	21,925	25,984	30,387
Cash and Bank Balance	9,652	14,267	13,808	15,047	19,336	23,250	28,648
Loans and Advances	1,517	2,646	539	505	601	712	833
Other Current Assets	2,459	2,556	2,488	3,188	3,417	4,050	4,736
Curr. Liability & Prov.	11,922	14,621	16,883	21,413	23,220	27,518	32,182
Other Current Liabilities	9,723	12,362	14,497	18,602	19,949	23,642	27,648
Provisions	2,199	2,258	2,386	2,810	3,271	3,877	4,534
Net Current Assets	18,029	24,609	24,741	27,472	34,268	40,946	49,343
Misc Expenditure	199	21	11	27	0	0	0
Appl. of Funds	45,047	53,430	58,237	63,572	71,619	81,289	92,755

Financials and valuation

Ratios							
Y/E March	FY21	FY22	FY23	FY24	FY25E	FY26E	FY27E
Basic (INR)							
EPS	23	30	45	60	74	89	105
Cash EPS	27.4	34.7	50.0	65.7	80.1	96.0	113.7
BV/Share	159.0	175.1	193.7	222.3	251.4	286.2	327.6
DPS	14.0	10.5	25.0	35.2	41.3	49.5	58.7
Payout (%)	62.8	32.8	61.3	58.7	58.7	58.7	58.6
Valuation (x)							
P/E	163.9	125.6	83.5	62.6	50.6	42.2	35.6
Cash P/E	136.8	108.1	75.1	57.2	46.9	39.1	33.0
P/BV	23.6	21.4	19.4	16.9	14.9	13.1	11.5
EV/Sales	23.8	16.8	13.3	11.5	9.6	8.1	6.9
EV/EBITDA	177.9	116.4	82.9	58.3	46.9	39.4	33.4
Dividend Yield (%)	0.4	0.3	0.7	0.9	1.1	1.3	1.6
FCF per share	24.3	28.1	23.7	36.0	54.6	64.7	79.2
Return Ratios (%)							
RoE	14.8	17.9	24.4	28.8	31.3	33.1	34.4
RoCE	13.9	16.8	21.0	28.1	29.6	31.3	32.5
RoIC	15.9	27.4	36.6	51.1	54.4	54.2	54.0
Working Capital Ratios							
Fixed Asset Turnover (x)	2.1	2.8	3.3	3.4	3.5	3.6	3.6
Asset Turnover (x)	1.0	1.1	1.3	1.4	1.5	1.6	1.6
Inventory (Days)	47	43	42	38	42	42	42
Debtor (Days)	91	74	75	85	75	75	75
Creditor (Days)	82	73	68	76	68	68	68
Leverage Ratio (x)							
Current Ratio	2.5	2.7	2.5	2.3	2.5	2.5	2.5
Interest Cover Ratio	28.1	65.3	69.8	59.9	68.5	81.3	95.2
Net Debt/Equity	-0.5	-0.5	-0.6	-0.6	-0.6	-0.5	-0.5

Cash Flow Statement								(INR m)
Y/E March	FY21	FY22	FY23	FY24	FY25E	FY26E	FY27E	
OP/(Loss) before Tax	8,711	9,614	11,631	17,773	25,068	30,263	36,083	
Direct Taxes Paid	-832	-2,543	-3,520	-4,972	-6,170	-7,404	-8,778	
CF from Operating incl EO	7,879	7,071	8,111	12,801	18,898	22,859	27,305	
(Inc)/Dec in FA	-1,140	705	-1,540	-2,812	-3,768	-4,934	-5,353	
Free Cash Flow	6,738	7,776	6,571	9,989	15,131	17,925	21,952	
(Pur)/Sale of Investments	-75	-7,597	376	-2,967	892	0	0	
Others	1,371	1,030	1,857	3,106	0	0	0	
CF from Investments	155	-5,862	694	-2,673	-2,876	-4,934	-5,353	
Dividend Paid	-3,881	-4,435	-6,237	-8,593	-11,438	-13,717	-16,259	
Others	-4,844	3,661	-607	-2,733	-295	-295	-295	
CF from Fin. Activity	-8,724	-774	-6,844	-11,326	-11,733	-14,011	-16,553	
Inc/Dec of Cash	-691	434	1,960	-1,198	4,289	3,914	5,398	
Opening Balance	4,538	9,652	14,267	13,808	15,047	19,336	23,250	
Other adjustments	5,804	4,181	-2,420	2,437				
Closing Balance	9,652	14,267	13,808	15,047	19,336	23,250	28,648	

Investment in securities market are subject to market risks. Read all the related documents carefully before investing

NOTES

Explanation of Investment Rating	
Investment Rating	Expected return (over 12-month)
BUY	>=15%
SELL	< - 10%
NEUTRAL	< - 10 % to 15%
UNDER REVIEW	Rating may undergo a change
NOT RATED	We have forward looking estimates for the stock but we refrain from assigning recommendation

*In case the recommendation given by the Research Analyst is inconsistent with the investment rating legend for a continuous period of 30 days, the Research Analyst shall be within following 30 days take appropriate measures to make the recommendation consistent with the investment rating legend.

Disclosures

The following Disclosures are being made in compliance with the SEBI Research Analyst Regulations 2014 (herein after referred to as the Regulations).

Motilal Oswal Financial Services Ltd. (MOFSL) is a SEBI Registered Research Analyst having registration no. INH000000412. MOFSL, the Research Entity (RE) as defined in the Regulations, is engaged in the business of providing Stock broking services, Depository participant services & distribution of various financial products. MOFSL is a listed public company, the details in respect of which are available on www.motilaloswal.com. MOFSL (erstwhile Motilal Oswal Securities Limited - MOSL) is registered with the Securities & Exchange Board of India (SEBI) and is a registered Trading Member with National Stock Exchange of India Ltd. (NSE) and Bombay Stock Exchange Limited (BSE), Multi Commodity Exchange of India Limited (MCX) and National Commodity & Derivatives Exchange Limited (NCDEX) for its stock broking activities & is Depository participant with Central Depository Services Limited (CDSL) National Securities Depository Limited (NSDL), NERL, COMRIS and CCRL and is member of Association of Mutual Funds of India (AMFI) for distribution of financial products and Insurance Regulatory & Development Authority of India (IRDA) as Corporate Agent for insurance products. Details of associate entities of Motilal Oswal Financial Services Limited are available on the website at <http://online.reports.motilaloswal.com/Dormant/documents/List%20of%20Associate%20companies.pdf> MOFSL and its associate company(ies), their directors and Research Analyst and their relatives may; (a) from time to time, have a long or short position in, act as principal in, and buy or sell the securities or derivatives thereof of companies mentioned herein. (b) be engaged in any other transaction involving such securities and earn brokerage or other compensation or act as a market maker in the financial instruments of the company(ies) discussed herein or act as an advisor or lender/borrower to such company(ies) or may have any other potential conflict of interests with respect to any recommendation and other related information and opinions; however the same shall have no bearing whatsoever on the specific recommendations made by the analyst(s), as the recommendations made by the analyst(s) are completely independent of the views of the associates of MOFSL even though there might exist an inherent conflict of interest in some of the stocks mentioned in the research report.

MOFSL and / or its affiliates do and seek to do business including investment banking with companies covered in its research reports. As a result, the recipients of this report should be aware that MOFSL may have a potential conflict of interest that may affect the objectivity of this report. Compensation of Research Analysts is not based on any specific merchant banking, investment banking or brokerage service transactions. Details of pending Enquiry Proceedings of Motilal Oswal Financial Services Limited are available on the website at <https://galaxy.motilaloswal.com/ResearchAnalyst/PublishViewLitigation.aspx>

A graph of daily closing prices of securities is available at www.nseindia.com, www.bseindia.com. Research Analyst views on Subject Company may vary based on Fundamental research and Technical Research. Proprietary trading desk of MOFSL or its associates maintains arm's length distance with Research Team as all the activities are segregated from MOFSL research activity and therefore it can have an independent view with regards to Subject Company for which Research Team have expressed their views.

Regional Disclosures (outside India)

This report is not directed or intended for distribution to or use by any person or entity resident in a state, country or any jurisdiction, where such distribution, publication, availability or use would be contrary to law, regulation or which would subject MOFSL & its group companies to registration or licensing requirements within such jurisdictions.

For Hong Kong:

This report is distributed in Hong Kong by Motilal Oswal capital Markets (Hong Kong) Private Limited, a licensed corporation (CE AYY-301) licensed and regulated by the Hong Kong Securities and Futures Commission (SFC) pursuant to the Securities and Futures Ordinance (Chapter 571 of the Laws of Hong Kong) "SFO". As per SEBI (Research Analyst Regulations) 2014 Motilal Oswal Securities (SEBI Reg. No. INH000000412) has an agreement with Motilal Oswal capital Markets (Hong Kong) Private Limited for distribution of research report in Hong Kong. This report is intended for distribution only to "Professional Investors" as defined in Part I of Schedule 1 to SFO. Any investment or investment activity to which this document relates is only available to professional investor and will be engaged only with professional investors." Nothing here is an offer or solicitation of these securities, products and services in any jurisdiction where their offer or sale is not qualified or exempt from registration. The Indian Analyst(s) who compile this report is/are not located in Hong Kong & are not conducting Research Analysis in Hong Kong.

For U.S.

Motilal Oswal Financial Services Limited (MOFSL) is not a registered broker - dealer under the U.S. Securities Exchange Act of 1934, as amended (the "1934 act") and under applicable state laws in the United States. In addition MOFSL is not a registered investment adviser under the U.S. Investment Advisers Act of 1940, as amended (the "Advisers Act") and together with the 1934 Act, the "Acts", and under applicable state laws in the United States. Accordingly, in the absence of specific exemption under the Acts, any brokerage and investment services provided by MOFSL, including the products and services described herein are not available to or intended for U.S. persons. This report is intended for distribution only to "Major Institutional Investors" as defined by Rule 15a-6(b)(4) of the Exchange Act and interpretations thereof by SEC (henceforth referred to as "major institutional investors"). This document must not be acted on or relied on by persons who are not major institutional investors. Any investment or investment activity to which this document relates is only available to major institutional investors and will be engaged in only with major institutional investors. In reliance on the exemption from registration provided by Rule 15a-6 of the U.S. Securities Exchange Act of 1934, as amended (the "Exchange Act") and interpretations thereof by the U.S. Securities and Exchange Commission ("SEC") in order to conduct business with Institutional Investors based in the U.S., MOFSL has entered into a chaperoning agreement with a U.S. registered broker-dealer, Motilal Oswal Securities International Private Limited. ("MOSIPL"). Any business interaction pursuant to this report will have to be executed within the provisions of this chaperoning agreement.

The Research Analysts contributing to the report may not be registered /qualified as research analyst with FINRA. Such research analyst may not be associated persons of the U.S. registered broker-dealer, MOSIPL, and therefore, may not be subject to NASD rule 2711 and NYSE Rule 472 restrictions on communication with a subject company, public appearances and trading securities held by a research analyst account.

For Singapore

In Singapore, this report is being distributed by Motilal Oswal Capital Markets (Singapore) Pte. Ltd. ("MOCMSPL") (UEN 201129401Z), which is a holder of a capital markets services license and an exempt financial adviser in Singapore. This report is distributed solely to persons who (a) qualify as "institutional investors" as defined in section 4A(1)(c) of the Securities and Futures Act of Singapore ("SFA") or (b) are considered "accredited investors" as defined in section 2(1) of the Financial Advisers Regulations of Singapore read with section 4A(1)(a) of the SFA. Accordingly, if a recipient is neither an "institutional investor" nor an "accredited investor", they must immediately discontinue any use of this Report and inform MOCMSPL.

In respect of any matter arising from or in connection with the research you could contact the following representatives of MOCMSPL. In case of grievances for any of the services rendered by MOCMSPL write to grievances@motilaloswal.com.

Nainesh Rajani

Email: nainesh.rajani@motilaloswal.com

Contact: (+65) 8328 0276

Specific Disclosures

- 1 MOFSL, Research Analyst and/or his relatives does not have financial interest in the subject company, as they do not have equity holdings in the subject company.
- 2 MOFSL, Research Analyst and/or his relatives do not have actual/beneficial ownership of 1% or more securities in the subject company
- 3 MOFSL, Research Analyst and/or his relatives have not received compensation/other benefits from the subject company in the past 12 months
- 4 MOFSL, Research Analyst and/or his relatives do not have material conflict of interest in the subject company at the time of publication of research report
- 5 Research Analyst has not served as director/officer/employee in the subject company
- 6 MOFSL has not acted as a manager or co-manager of public offering of securities of the subject company in past 12 months
- 7 MOFSL has not received compensation for investment banking/ merchant banking/brokerage services from the subject company in the past 12 months
- 8 MOFSL has not received compensation for other than investment banking/merchant banking/brokerage services from the subject company in the past 12 months
- 9 MOFSL has not received any compensation or other benefits from third party in connection with the research report
- 10 MOFSL has not engaged in market making activity for the subject company

The associates of MOFSL may have:

- financial interest in the subject company
- actual/beneficial ownership of 1% or more securities in the subject company at the end of the month immediately preceding the date of publication of the Research Report or date of the public appearance.
- received compensation/other benefits from the subject company in the past 12 months
- any other potential conflict of interests with respect to any recommendation and other related information and opinions; however the same shall have no bearing whatsoever on the specific recommendations made by the analyst(s), as the recommendations made by the analyst(s) are completely independent of the views of the associates of MOFSL even though there might exist an inherent conflict of interest in some of the stocks mentioned in the research report.
- acted as a manager or co-manager of public offering of securities of the subject company in past 12 months

- be engaged in any other transaction involving such securities and earn brokerage or other compensation or act as a market maker in the financial instruments of the company(ies) discussed herein or act as an advisor or lender/borrower to such company(ies)
- received compensation from the subject company in the past 12 months for investment banking / merchant banking / brokerage services or from other than said services.
- Served subject company as its clients during twelve months preceding the date of distribution of the research report.
- The associates of MOFSL has not received any compensation or other benefits from third party in connection with the research report

Above disclosures include beneficial holdings lying in demat account of MOFSL which are opened for proprietary investments only. While calculating beneficial holdings, It does not consider demat accounts which are opened in name of MOFSL for other purposes (i.e holding client securities, collaterals, error trades etc.). MOFSL also earns DP income from clients which are not considered in above disclosures.

Analyst Certification

The views expressed in this research report accurately reflect the personal views of the analyst(s) about the subject securities or issues, and no part of the compensation of the research analyst(s) was, is, or will be directly or indirectly related to the specific recommendations and views expressed by research analyst(s) in this report.

Terms & Conditions:

This report has been prepared by MOFSL and is meant for sole use by the recipient and not for circulation. The report and information contained herein is strictly confidential and may not be altered in any way, transmitted to, copied or distributed, in part or in whole, to any other person or to the media or reproduced in any form, without prior written consent of MOFSL. The report is based on the facts, figures and information that are considered true, correct, reliable and accurate. The intent of this report is not recommendatory in nature. The information is obtained from publicly available media or other sources believed to be reliable. Such information has not been independently verified and no guaranty, representation of warranty, express or implied, is made as to its accuracy, completeness or correctness. All such information and opinions are subject to change without notice. The report is prepared solely for informational purpose and does not constitute an offer document or solicitation of offer to buy or sell or subscribe for securities or other financial instruments for the clients. Though disseminated to all the customers simultaneously, not all customers may receive this report at the same time. MOFSL will not treat recipients as customers by virtue of their receiving this report.

Disclaimer:

The report and information contained herein is strictly confidential and meant solely for the selected recipient and may not be altered in any way, transmitted to, copied or distributed, in part or in whole, to any other person or to the media or reproduced in any form, without prior written consent. This report and information herein is solely for informational purpose and may not be used or considered as an offer document or solicitation of offer to buy or sell or subscribe for securities or other financial instruments. Nothing in this report constitutes investment, legal, accounting and tax advice or a representation that any investment or strategy is suitable or appropriate to your specific circumstances. The securities discussed and opinions expressed in this report may not be suitable for all investors, who must make their own investment decisions, based on their own investment objectives, financial positions and needs of specific recipient. This may not be taken in substitution for the exercise of independent judgment by any recipient. Each recipient of this document should make such investigations as it deems necessary to arrive at an independent evaluation of an investment in the securities of companies referred to in this document (including the merits and risks involved), and should consult its own advisors to determine the merits and risks of such an investment. The investment discussed or views expressed may not be suitable for all investors. Certain transactions -including those involving futures, options, another derivative products as well as non-investment grade securities - involve substantial risk and are not suitable for all investors. No representation or warranty, express or implied, is made as to the accuracy, completeness or fairness of the information and opinions contained in this document. The Disclosures of Interest Statement incorporated in this document is provided solely to enhance the transparency and should not be treated as endorsement of the views expressed in the report. This information is subject to change without any prior notice. The Company reserves the right to make modifications and alternations to this statement as may be required from time to time without any prior approval. MOFSL, its associates, their directors and the employees may from time to time, effect or have effected an own account transaction in, or deal as principal or agent in or for the securities mentioned in this document. They may perform or seek to perform investment banking or other services for, or solicit investment banking or other business from, any company referred to in this report. Each of these entities functions as a separate, distinct and independent of each other. The recipient should take this into account before interpreting the document. This report has been prepared on the basis of information that is already available in publicly accessible media or developed through analysis of MOFSL. The views expressed are those of the analyst, and the Company may or may not subscribe to all the views expressed therein. This document is being supplied to you solely for your information and may not be reproduced, redistributed or passed on, directly or indirectly, to any other person or published, copied, in whole or in part, for any purpose. This report is not directed or intended for distribution to, or use by, any person or entity who is a citizen or resident of or located in any locality, state, country or other jurisdiction, where such distribution, publication, availability or use would be contrary to law, regulation or which would subject MOFSL to any registration or licensing requirement within such jurisdiction. The securities described herein may or may not be eligible for sale in all jurisdictions or to certain category of investors. Persons in whose possession this document may come are required to inform themselves of and to observe such restriction. Neither the Firm, not its directors, employees, agents or representatives shall be liable for any damages whether direct or indirect, incidental, special or consequential including lost revenue or lost profits that may arise from or in connection with the use of the information. The person accessing this information specifically agrees to exempt MOFSL or any of its affiliates or employees from, any and all responsibility/liability arising from such misuse and agrees not to hold MOFSL or any of its affiliates or employees responsible for any such misuse and further agrees to hold MOFSL or any of its affiliates or employees free and harmless from all losses, costs, damages, expenses that may be suffered by the person accessing this information due to any errors and delays.

This report is meant for the clients of Motilal Oswal only.

Investment in securities market are subject to market risks. Read all the related documents carefully before investing.

Registration granted by SEBI and certification from NISM in no way guarantee performance of the intermediary or provide any assurance of returns to investors.

Registered Office Address: Motilal Oswal Tower, Rahimtullah Sayani Road, Opposite Parel ST Depot, Prabhadevi, Mumbai-400025; Tel No.: 022 - 71934200 / 71934263; www.motilaloswal.com.

Correspondence Address: Palm Spring Centre, 2nd Floor, Palm Court Complex, New Link Road, Malad (West), Mumbai- 400 064. Tel No: 022 71881000. Details of Compliance Officer: Neeraj Agarwal,

Email Id: na@motilaloswal.com, Contact No.:022-40548085.

Grievance Redressal Cell:

Contact Person	Contact No.	Email ID
Ms. Hemangi Date	022 40548000 / 022 67490600	query@motilaloswal.com
Ms. Kumud Upadhyay	022 40548082	servicehead@motilaloswal.com
Mr. Ajay Menon	022 40548083	am@motilaloswal.com

Registration details of group entities.: Motilal Oswal Financial Services Ltd. (MOFSL): INZ000158836 (BSE/NSE/MCX/NCDEX); CDSL and NSDL: IN-DP-16-2015; Research Analyst: INH000000412 . AMFI: ARN : 146822. IRDA Corporate Agent – CA0579. Motilal Oswal Financial Services Ltd. is a distributor of Mutual Funds, PMS, Fixed Deposit, Insurance, Bond, NCDs and IPO products.

Customer having any query/feedback/ clarification may write to query@motilaloswal.com. In case of grievances for any of the services rendered by Motilal Oswal Financial Services Limited (MOFSL) write to grievances@motilaloswal.com, for DP to dpgrievances@motilaloswal.com.