



# *Daily* *Derivatives*

24 June, 2026

DERIVATIVES

**Key Indices**

Index	Close	Changes (%)
NIFTY	23824.10	-1.16
SENSEX	76200.68	-1.16
BANKNIFTY	57183.75	-1.30
INDIA VIX	13.94	8.57

**Market Outlook**

The Indian market witnessed a profit-booking session, as continued selling pressure near the 100-DEMA zone triggered extended weakness in the benchmark Nifty50 index. Consequently, the index declined towards the 23,800 mark and settled the day with losses of more than 1%. On the derivatives front, the monthly expiry data indicated fresh call writing at the 24,000 strike, suggesting an immediate upside hurdle. Meanwhile, significant put OI has aligned with the 23,500 strike, indicating a firm downside cushion for the near term.



TRADE IDEA OF THE DAY -  
**HINDUSTAN UNILEVER**

**BUY 30 JUN 2160 PUT**

Entry Range	20 – 22
Target	48
Stop Loss	10



**Rationale**

1. HUL continued to trade under a falling trendline on the weekly chart, indicating persistent selling pressure at higher levels. The stock remains below its key 20-WEMA and 50-WEMA, reinforcing the prevailing bearish sentiment.
2. The recent pullback failed to sustain above the immediate resistance zone near 2300, leading to renewed weakness. As long as the stock remains below the falling trendline, the possibility of further downside cannot be ruled out.
3. Momentum indicators also continue to favour the bears. RSI is hovering below the 50 mark, while MACD remains in the negative territory, suggesting weak buying interest and limited upside momentum.
4. On the downside, 2100 mark acts as an immediate support level, and a decisive breakdown below this zone may extend the decline toward 2050-2000 levels. Any short-term bounce is likely to face selling pressure near the resistance zone.

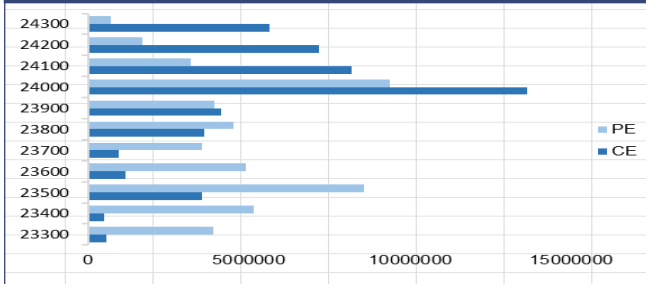
**NIFTY**

Nifty	23810.00
OI (In Lots)	250622
CHANGE IN OI (%)	1.24
PRICE CHANGE (%)	-1.30

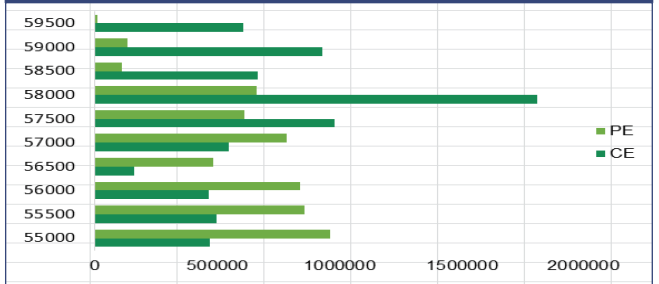
**BANKNIFTY**

Nifty	57190.00
OI (In Lots)	64034
CHANGE IN OI (%)	-0.44
PRICE CHANGE (%)	-1.42

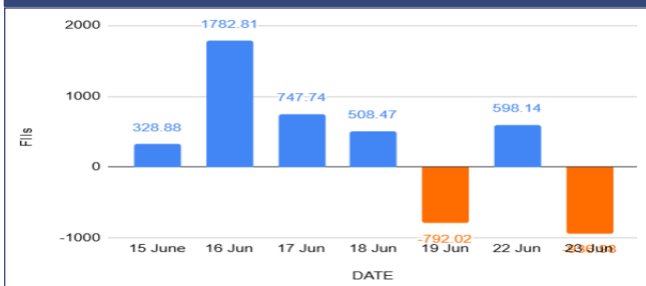
**NIFTY OI**



**BANKNIFTY OI**



**FII's Activity Index Futures**



**FII's Long Short Ratio**



**Long Buildup**

Name	LTP	% Change	OI (Lots)	% OI Change
NAUKRI	1013	2.72	44903	11.70
BHARATFORG	2128.1	1.45	16676	7.53
SRF	2723.3	0.43	15883	6.68
CHOLAFIN	1718.8	0.01	23579	4.50

**Short Buildup**

Name	LTP	% Change	OI (Lots)	% OI Change
VEDL	280.85	-8.37	48235	21.56
DIXON	11882	-3.97	61808	16.95
MUTHOOTFIN	3107.8	-2.83	18579	16.45
LTM	3775.7	-1.36	26398	12.54

**Breakout Stocks (1 Month High)**

Name	LTP	% Change	22 DAY HIGH
BHARATFORG	2138.3	1.94	2103.3
LAURUSLABS	1480.1	3.07	1463.3
DMART	4393	1.42	4361
CIPLA	1433	1.18	1429.4

**Breakdown Stocks (1 Month Low)**

Name	LTP	% Change	22 DAY LOW
VEDL	280.85	-8.37	294.05
JINDALSTEL	1083.6	-4.34	1112.6
INDUSTOWER	401.1	-3.01	410.75
NMDC	85.29	-3.23	87.28

## NIFTY 50 - STOCKS KEY LEVELS

SYMBOL	R1*	R2*	LTP*	S1*	S2*
ADANIANT	3055	3148	2962.9	2907	2851
ADANIPTS	1824	1865	1784	1761	1739
APOLLOHOSP	8545	8603	8487.5	8443	8399
ASIANPAINT	2688	2714	2661.2	2642	2624
AXISBANK	1372	1380	1363.5	1356	1348
BAJAJ-AUTO	10206	10388	10025	9896	9768
BAJAJFINSV	1789	1814	1765	1750	1736
BAJFINANCE	973	984	962.4	956	950
BEL	431	441	420	414	408
BHARTIARTL	1921	1940	1901.6	1890	1878
CIPLA	1456	1480	1433.1	1414	1395
COALINDIA	449	454	444.35	441	438
DRREDDY	1322	1343	1301.3	1288	1274
EICHERMOT	7650	7722	7578	7532	7485
ETERNAL	264	269	258.95	256	253
GRASIM	3178	3212	3144.3	3118	3092
HCLTECH	1122	1134	1109.5	1101	1093
HDFCBANK	786	798	774.65	768	761
HDFCLIFE	604	610	597.45	593	588
HINDALCO	998	1009	986.8	977	967
HINDUNILVR	2175	2189	2160.1	2151	2142
ICICIBANK	1361	1384	1338.3	1324	1309
INDIGO	5019	5077	4961.4	4925	4888
INFY	1048	1066	1029.3	1018	1008
ITC	292	294	290	289	287

\*R1 - Resistance 1 | \*R2 - Resistance 2 | \*LTP – Last Traded Price | \*S1 - Support 1 | \*S2 - Support 2

## NIFTY 50 - STOCKS KEY LEVELS

SYMBOL	R1*	R2*	LTP*	S1*	S2*
JIOFIN	242	247	237.81	235	233
JSWSTEEL	1269	1296	1242.2	1224	1206
KOTAKBANK	405	409	401.65	398	395
LT	4226	4272	4179.4	4149	4120
M&M	3076	3114	3037.3	3015	2993
MARUTI	13588	13725	13451	13275	13099
MAXHEALTH	1099	1121	1078.05	1065	1052
NESTLEIND	1406	1420	1392.2	1384	1377
NTPC	369	373	364.6	361	358
ONGC	246	247	244.35	243	242
POWERGRID	293	295	291.95	290	288
RELIANCE	1327	1345	1309.5	1298	1287
SBILIFE	1810	1834	1786.2	1769	1751
SBIN	1039	1054	1024.2	1016	1008
SHRIRAMFIN	1006	1018	993.35	983	972
SUNPHARMA	1893	1918	1868	1852	1836
TATACONSUM	1120	1136	1103.8	1094	1085
TATASTEEL	197	200	193.56	192	190
TCS	2097	2135	2059.6	2038	2017
TECHM	1432	1449	1415.6	1400	1384
TITAN	4385	4464	4305.3	4258	4212
TMPV	361	367	354.55	349	344
TRENT	3204	3266	3142.9	3109	3076
ULTRACEMCO	11398	11489	11307	11241	11175
WIPRO	178	182	174.49	172	171

\*R1 - Resistance 1 | \*R2 - Resistance 2 | \*LTP – Last Traded Price | \*S1 - Support 1 | \*S2 - Support 2

### Our Research Team

Name	Email ID
Ajit Mishra	<a href="mailto:ajit.mishra@religare.com">ajit.mishra@religare.com</a>
Abhijeet Banerjee	<a href="mailto:abhijeet.banerjee@religare.com">abhijeet.banerjee@religare.com</a>
Gaurav Sharma	<a href="mailto:gauravsharma2@religare.com">gauravsharma2@religare.com</a>
Ashwani Harit	<a href="mailto:ashwani.harit@religare.com">ashwani.harit@religare.com</a>
Divya Parmar	<a href="mailto:divya.parmar@religare.com">divya.parmar@religare.com</a>
Rajan Gupta	<a href="mailto:rajan.gupta1@religare.com">rajan.gupta1@religare.com</a>
Vivek Chandra	<a href="mailto:vivek.chandra@religare.com">vivek.chandra@religare.com</a>
Himanshu Gupta	<a href="mailto:himanshu.gupta1@religare.com">himanshu.gupta1@religare.com</a>

Before you use this research report, please ensure to go through the disclosure interalia as required under Securities and Exchange Board of India (Research Analysts) Regulations, 2014 and Research Disclaimer at the following link: [www.religareonline.com/disclaimer](http://www.religareonline.com/disclaimer)

Specific analyst(s) specific disclosure(s) inter-alia as required under Securities and Exchange Board of India (Research Analysts) Regulations, 2014 is/are as under:

S.No.	Statement	Answer	
		Tick Appropriate	
		Yes	No
1.	I/we or any of my/our relative has any financial interest in the subject company? (If answer is yes, nature of interest is given below this table)		No
2.	I/we or any of my/our relatives, have actual/beneficial ownership of one per cent. or more securities of the subject company, at the end of the month immediately preceding the date of the research report or date of the public appearance?		No
3.	I/we or any of my/our relative, has any other material conflict of interest at the time of publication of the research report or at the time of the public appearance?		
4.	I/we have received any compensation from the subject company in the past twelve months?		No
5.	I/we have managed or co-managed public offering of securities for the subject company in the past twelve months?		No
6.	I/we have received any compensation for brokerage services from the subject company in the past twelve months?		No
7.	I/we have received any compensation or other benefits from the subject company or third party in connection with the research report?		No
8.	I/we have served as an officer, director or employee of the subject company?		No
9.	I/we have been engaged in market making activity for the subject company?		No

2014 is/are as under:

Statements of ownership and material conflicts of interest, compensation – Research Analyst (RA)

Nature of Interest [If answer to f (a) above conflicts is Yes

.....]

Name(s) with Signature(s) of RA(s).

[Please note that only in case of multiple RAs and if the answers differ inter-se between the RAs, then RA specific answer with respect to

**Copyright:** This document vests exclusively with RBL. This information should not be reproduced or redistributed or passed on directly or indirectly in any form to any other person or published, copied, in whole or in part, for any purpose, without prior written permission from RBL. We do not guarantee the integrity of any emails or attached files and are not responsible for any changes made to them by any other person.