



Solid Research
Solid Relationships

Fundamental Outlook

Global Market Setup

- US markets yesterday closed on a strong note post rate cut news .
- Dow Jones **rose +0.27% higher**, S&P 500 **rose +0.48% higher** and Nasdaq **rose +0.94% higher**
- All the Major European markets yesterday ended on a positive note. DAX was **up 1.3%**, CAC **was up 0.86%** , FTSE **was up 0,21%**.
- Dow futures is currently trading **124 points higher (+0.27% up)**
- Asian markets are trading mix

Global Cues: **Positive**

Indian Market Setup

- **Indian equities** gained 93 points (+0.4%) to close at 25,423 on Thursday, as benchmarks advanced for the third straight session following the U.S. Federal Reserve's 25bps rate cut to 4–4.25% and signalling two more reductions this year.
- **Nifty50** closed with **gains of 93 points at 25,423 (+0.4%)**
- **Nifty Midcap100** and **Smallcap100** were **up by 0.4% and 0.3% each**
- **FII**s: **+₹366 cr**; **DII**s: **+₹3,326cr**
- **GIFT Nifty** is **trading 48 points lower higher (+0.19%)**

Domestic Cues: **Marginally positive**

Stocks in News

JSW Energy: Subsidiary JSW Neo Energy to acquire Tidong Power (150 MW hydro project) for ₹1,728 crore

View: Positive

Sheela Foam: The company received an NCLT nod to merge a total of six companies into the company

View: Positive

Vedanta: Vedanta: The company declared as a preferred bidder for Punnam Manganese block in Andhra Pradesh.

View: Positive

Ramky Infra: Hyderabad Metropolitan water supply and sewerage board executed concessionaire agreement with the company's arm Mallannasagar water supply. The total value of the project is Rs 2,085 crore.

View: Positive

Fundamental Actionable Idea

PNB Bank

CMP INR 112, TP INR 130, 16% Upside, BUY, MTF Stock

- PNB has transitioned from a legacy-stressed balance sheet to a fundamentally stronger franchise, with asset-quality concerns decisively addressed
- The bank's near-term profitability is weighed down by elevated opex and one-offs, but structural earnings drivers remain intact. At current valuations, PNB trades at a discount to both private peers and select PSBs, offering a margin of safety.
- Re-rating catalysts include consistent delivery on double-digit loan growth, progress on reducing cost ratios, and sustained asset-quality leadership. We retain our constructive stance and currently estimate PNB to deliver a consistent RoA of 1% in FY27/28. We reiterate our BUY rating with a TP of INR130 (premised on 1.0x FY27E BV).

View: Buy

Fundamental Actionable Idea

Adani Ports

CMP INR 1412, TP INR 1700, 20% Upside, BUY, MTF Stock

- SEBI issues final order in Hindenburg allegations against Adani Group, SEBI says no fraud or investor loss proven in Adani matter. Proceedings against Adani group entities and individuals disposed off. So this is likely to improve sentiments towards Adani group stocks.
- Adani Ports & SEZ (APSEZ) reported in-line 1QFY26 revenue growth of 31% YoY to INR91b, with cargo volumes up 11% YoY to 121mmt, led by containers. EBITDA rose 29% YoY to INR55b (7% above est.), and APAT grew 28% YoY to INR34b (9% above est.).
- With market share gains, capacity additions, and value-added expansion, APSEZ is well-positioned for outperformance. The company continues to invest heavily in the ports and logistics business to drive growth. The commencement of operations at the transshipment hubs will enable the company to further boost volume. We estimate FY25–27E CAGR of 16%/16%/21% in revenue/EBITDA/PAT.

View: Buy

AUTOMOBILES

- The GST rate cut meaningfully lowers acquisition cost across PVs, SUVs, premium 2Ws, and tractors. Strong rural recovery, aided by normal monsoon, higher kharif sowing, lower interest rates, coupled with solid demand backdrop supporting positive stance on autos.
- Maruti Suzuki and Hyundai benefit from a higher sub-4m mix, while M&M gains both from tractor rate cuts and cess optimization. This trifecta of beneficiaries strengthens overall sector earnings outlook, reinforcing our BUY recommendation.
- We maintain our BUY rating on Hero Motocorp (TP: ₹6168), Maruti Suzuki (TP: ₹17890), M&M (TP: ₹4145), Hyundai (TP: ₹2979) & Ashok Leyland (TP: ₹154) while maintaining a Neutral stance on Bajaj Auto (TP: ₹9326), TVS Motors (TP: ₹3549), Tata Motors (TP: ₹686) and Escorts (TP: ₹3624).

View: Positive

Focus Investment Ideas

All Stocks Available in MTF

Duration : 1 Year Horizon

Stock Name	Rating	CMP (Rs)	Target (Rs)	Upside (%)
Ultratech Cement	Buy	12,626	15,200	20%
BEL	Buy	410	490	20%
HDFC Bank	Buy	977	1,150	18%
Bharti Airtel	Buy	1,941	2,285	18%
Lemon Tree Hotels	Buy	172	200	16%

Technical Outlook

Nifty Technical Outlook

NIFTY (CMP : 25423) Nifty immediate support is at 25350 then 25200 zones while resistance at 25550 then 25700 zones. Now it has to hold above 25350 zones for an up move towards 25550 then 25700 zones while supports have shifted higher to 25350 then 25200 zones



Investment in securities market are subject to market risks, read all the related documents carefully before investing.

Bank Nifty Technical Outlook

19-Sep-25

BANK NIFTY (CMP : 55727) Bank Nifty support is at 55500 then 55250 zones while resistance at 56000 then 56250 zones. Now it has to hold above 55500 zones for an up move towards 56000 then 56250 zones while on the downside support is seen at 55500 then 55250 levels.

1-Niftybank - 18/09/25



Investment in securities market are subject to market risks, read all the related documents carefully before investing.

Sectoral Performance

19-Sep-25

	Closing	% Change			
Indices	18-Sep	1-day	2-days	3-days	5-days
NIFTY 50	25424	0.37%	0.73%	1.41%	1.67%
NIFTY BANK	55727	0.42%	1.05%	1.53%	1.93%
NIFTY MIDCAP 100	59073	0.38%	0.47%	1.00%	1.77%
NIFTY SMALLCAP 250	17482	0.06%	0.57%	1.32%	2.29%
NIFTY FINANCIAL SERVICES	26699	0.51%	0.77%	1.16%	1.99%
NIFTY PRIVATE BANK	27148	0.44%	0.82%	1.61%	2.02%
NIFTY PSU BANK	7304	-0.16%	2.45%	2.88%	3.22%
➔ NIFTY IT	36750	0.83%	1.49%	2.36%	2.07%
NIFTY FMCG	56522	0.36%	0.22%	-0.05%	-0.77%
NIFTY OIL & GAS	11286	-0.04%	0.59%	1.46%	1.80%
➔ NIFTY PHARMA	22574	1.50%	1.39%	1.69%	1.58%
NIFTY AUTO	27329	0.13%	0.67%	2.13%	2.19%
NIFTY METAL	9955	0.32%	-0.18%	0.65%	1.66%
NIFTY REALTY	918	-0.07%	0.34%	1.41%	3.92%
NIFTY INDIA DEFENCE	8272	-0.53%	1.45%	2.12%	7.33%

- Among the sectoral indices Nifty IT & Pharma was the top gainer.

Investment in securities market are subject to market risks, read all the related documents carefully before investing.

MANKIND

(Mcap ₹ 1,08,898 Cr.)

F&O Stock, MTF stock

- Symmetrical triangle breakout on daily chart.
- Large bodied bullish candle.
- Bounce up from 50 DEMA support zones.
- High volumes on up moves.
- RSI momentum indicator giving bullish crossover.
- We recommend to buy the stock at CMP ₹2638 with a SL of ₹2564 and a TGT of ₹2700.



Technical Stocks On Radar

ETERNAL

(CMP: 337, Mcap ₹ 3,26,037 Cr.)

F&O Stock, MTF stock

- Range breakout at “All Time High” zones.
- Strong bullish candle with rise in volumes.
- Respecting 20 DEMA support zones.
- RSI momentum indicator rising.
- Immediate support at 320.



LAURUSLABS

(CMP: 923, Mcap ₹ 49,839 Cr.)

F&O Stock, MTF stock

- Bullish “Pennant” pattern breakout.
- Strong bullish candle.
- Respecting 20 DEMA support zones.
- Surge in traded volumes.
- RSI indicator positively placed.
- Immediate support at 880.



Derivative Outlook

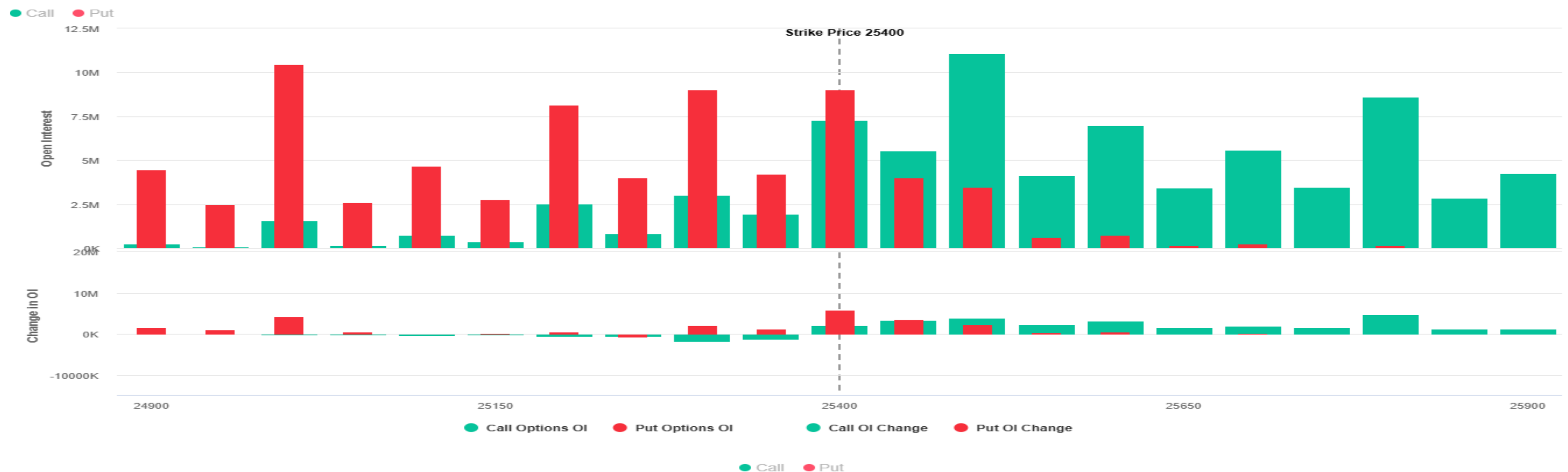
Nifty : Option Data

19-Sep-25

- Maximum Call OI is at 25500 then 25400 strike while Maximum Put OI is at 25400 then 25300 strike.
- Call writing is seen at 25400 then 25500 strike while Put writing is seen at 25400 then 25450 strike.
- Option data suggests a broader trading range in between 24900 to 25900 zones while an immediate range between 25200 to 25700 levels.

Nifty 50 OI Chart(23 Sep 2025)

Show All




Investment in securities market are subject to market risks, read all the related documents carefully before investing.

Option - Buying side strategy

Index	Single Leg Buying	Multi Leg Strategy
Nifty (Weekly)	25450 CE if it holds above 25350	Bull Call Spread (Buy 25450 CE and Sell 25600 CE) at net premium cost of 50-55 points
Sensex (Monthly)	83500 CE if it holds above 82700	Bull Call Spread (Buy 83500 CE and Sell 83700 CE) at net premium cost of 70-80 points
Bank Nifty (Monthly)	56100 CE if it holds above 55500	Bull Call Spread (Buy 55900 CE and Sell 56400 CE) at net premium cost of 210-220 points

Option - Selling side strategy

Index	Writing
Nifty (Weekly)	25100 PE & 25750 CE
Sensex (Monthly)	81000 PE & 85000 CE
Bank Nifty (Monthly)	54500 PE & 57000 CE

Weekly Option Range for Option Writers based on Different Confidence Band								
Date		19-Sep-25	Weekly Expiry		23-Sep-25	Days to weekly expiry		3
								
Nifty		25424	India VIX		9.9			
Confidence Band	Probability	% Away From Spot	Range				Total Premium (Put + Call)	Types of Trades
			Put	Premium	Call	Premium		
1.00	68%	± 0.7%	25250	20	25550	45	65	Aggressive
1.25	79%	± 0.9%	25200	15	25600	30	45	Less Aggressive
1.50	87%	± 1.1%	25150	12	25650	20	31	Neutral
1.75	92%	± 1.3%	25100	9	25700	13	22	Conservative
2.00	95%	± 1.5%	25050	8	25750	8	16	Most Conservative
Date		19-Sep-25	Monthly Expiry		30-Sep-25	Days to weekly expiry		8
Bank Nifty		55727						
Confidence Band	Probability	% Away From Spot	Range				Total Premium (Put + Call)	Types of Trades
			Put	Premium	Call	Premium		
1.00	68%	± 1.3%	55000	112	56400	150	262	Aggressive
1.25	79%	± 1.7%	54800	88	56600	106	194	Less Aggressive
1.50	87%	± 2.0%	54600	70	56800	72	143	Neutral
1.75	92%	± 2.4%	54400	56	57000	52	108	Conservative
2.00	95%	± 2.7%	54200	47	57200	36	83	Most Conservative
Investments in securities markets are subject to market risks. Please read all related documents carefully.								

Nifty Advance Decline & Ban update

Stocks in Ban: RBLBANK, HFCL, ANGELONE

Advance & Decline

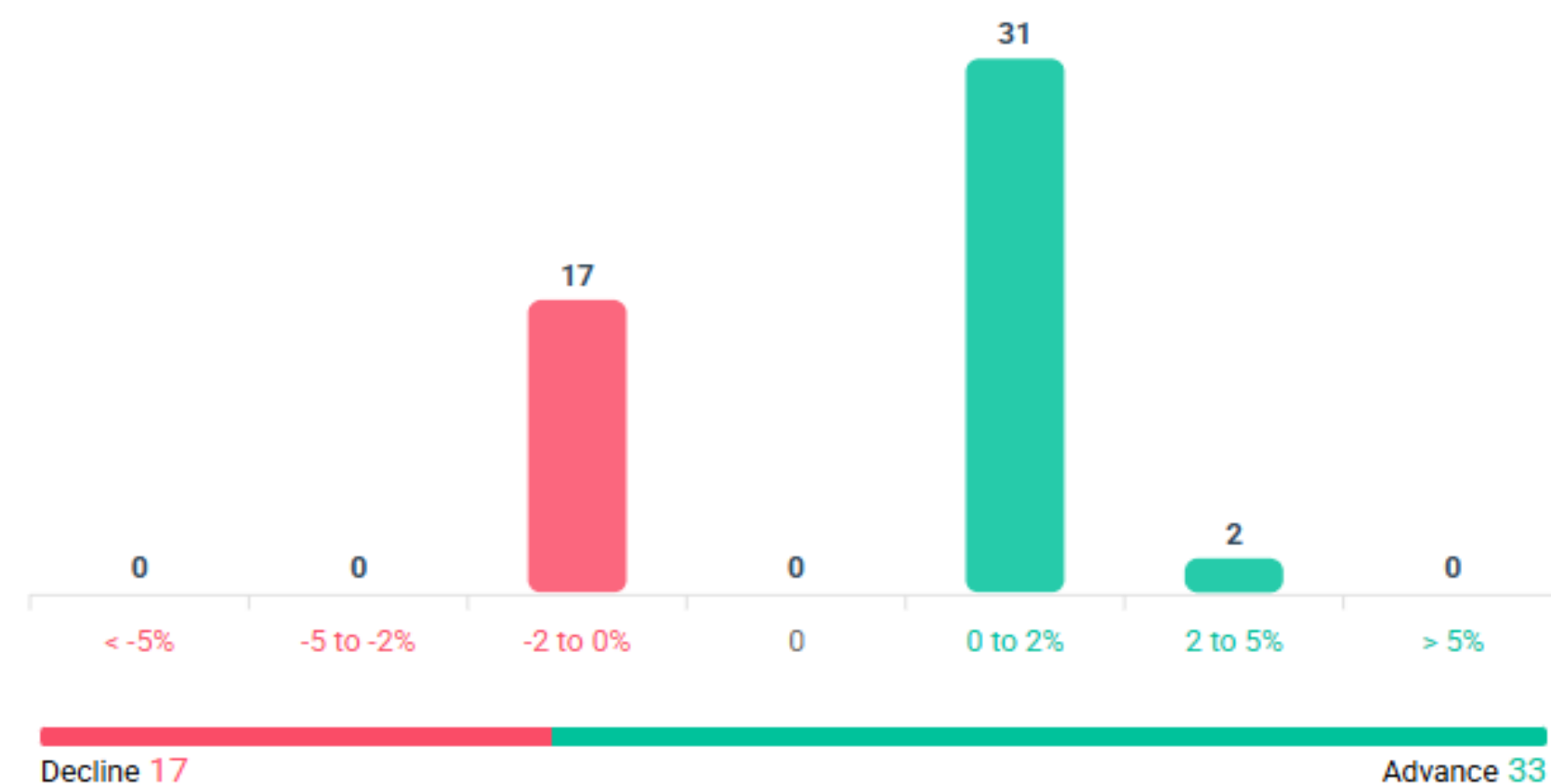
[View more >](#)

All FNO

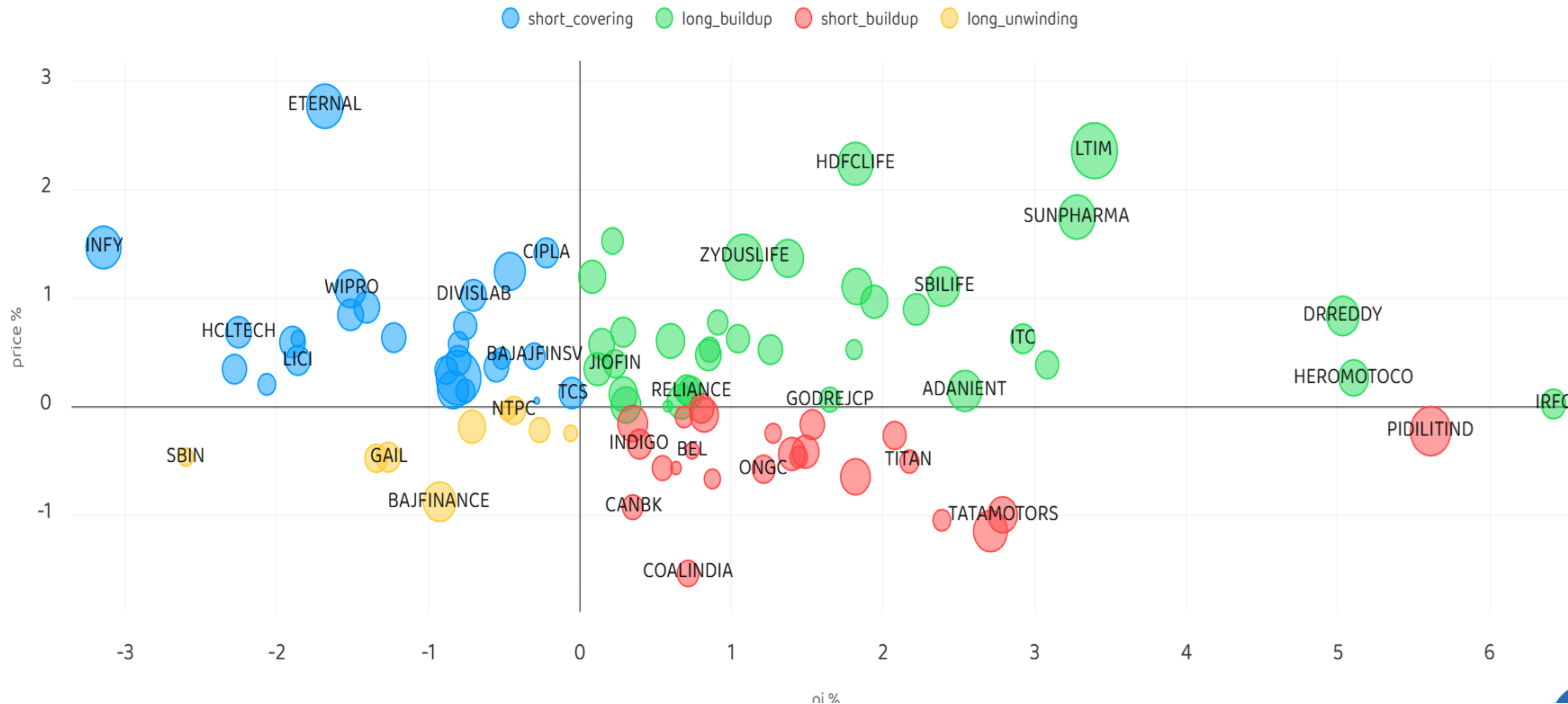
Nifty 50

Bank Nifty

Fin Nifty



Stocks : Derivatives Outlook



Investment in securities market are subject to market risks, read all the related documents carefully before investing.

Stocks : Options on radar

Stock	Call Strike	Trade	Buying Range	SL	TGT	Logic
DRREDDY	1320 CE	Buy	13-14	9	22	Long Built up
AXISBANK	1130 CE	Buy	15-16	11	24	Short Covering
COFORGE	1820 CE	Buy	42-43	34	59	Short Covering

Stock	Put Strike	Trade	Buying Range	SL	TGT	Logic
TATAMOTORS	710 PE	Buy	10-11	7	17	Short Built up
TRENT	5100 PE	Buy	74-75	51	125	Short Built up

Quant Outlook

Quant Intraday Sell Ideas

What is this?

Based on technical indicators this strategy gives 2 stocks that have a high likelihood to fall during the day (from open to close). This is an intraday Sell strategy which can provide a good cushioning during a black swan event.

Today's **Sell** Ideas:

Stock Names	Close Price	SL (1%)	TP (1%)
GRANULES (Sell)	544.8	550.2	539.4
SAIL (Sell)	133.5	134.8	132.2

What are the rules?

- Stock names will be given at market open (9:15 am)
- Recommended time to entry: between 9:15 to 9:30 am.
- Entry: We short 2 stocks daily (intraday)
- Exit: we will exit at 3:15 as this is an intraday call
- SL: is placed at 1% of the open.
- Book profit: At 1% fall since open.
- In special situations the book profit might be delayed if the stock is in free fall.

Siddhartha Khemka
Head – Retail Research

Chandan Taparia, CMT, CFTE
Head – Derivatives & Technical Research

Neil Jha
Head – Quant

Disclosures:
The following Disclosures are being made in compliance with the SEBI Research Analyst Regulations 2014 (herein after referred to as the Regulations).

Motilal Oswal Financial Services Ltd. (MOFSL) is a SEBI Registered Research Analyst having registration no. INH000000412 and BSE enlistment no. 5028. MOFSL, the Research Entity (RE) as defined in the Regulations, is engaged in the business of providing Stock broking services, Depository participant services & distribution of various financial products. MOFSL is a listed public company, the details in respect of which are available on www.motilaloswal.com. MOFSL is registered with the Securities & Exchange Board of India (SEBI) and is a registered Trading Member with National Stock Exchange of India Ltd. (NSE) and Bombay Stock Exchange Limited (BSE), Multi Commodity Exchange of India Limited (MCX) and National Commodity & Derivatives Exchange Limited (NCDEX) for its stock broking activities & is Depository participant with Central Depository Services Limited (CDSL) National Securities Depository Limited (NSDL),NERL, COMRIS and CCRL and is member of Association of Mutual Funds of India (AMFI) for distribution of financial products and Insurance Regulatory & Development Authority of India (IRDA) as Corporate Agent for insurance products and is a member of Association of Portfolio Managers in India (APMI) for distribution of PMS products. Details of associate entities of Motilal Oswal Financial Services Ltd. are available on the website at <http://onlinereports.motilaloswal.com/Dormant/documents/Associate%20Details.pdf>

Details of pending Enquiry Proceedings of Motilal Oswal Financial Services Limited are available on the website at <https://galaxy.motilaloswal.com/ResearchAnalyst/PublishViewLitigation.aspx>

MOFSL, it’s associates, Research Analyst or their relatives may have any financial interest in the subject company. MOFSL and/or its associates and/or Research Analyst or their relatives may have actual beneficial ownership of 1% or more securities in the subject company at the end of the month immediately preceding the date of publication of the Research Report or date of the public appearance. MOFSL and its associate company(ies), their directors and Research Analyst and their relatives may have any other potential conflict of interests at the time of publication of the research report or at the time of public appearance, however the same shall have no bearing whatsoever on the specific recommendations made by the analyst(s), as the recommendations made by the analyst(s) are completely independent of the views of the associates of MOFSL even though there might exist an inherent conflict of interest in some of the stocks mentioned in the research report..

- In the past 12 months, MOFSL or any of its associates may have:
- a) Received any compensation/other benefits from the subject company of this report.
 - b) Managed or co-managed public offering of securities from subject company of this research report.
 - c) Received compensation for investment banking or merchant banking or brokerage services from subject company of this research report.
 - d) Received compensation for products or services other than investment banking or merchant banking or brokerage services from the subject company of this research report.

- MOFSL and it’s associates have not received any compensation or other benefits from the subject company or third party in connection with the research report.
- Subject Company may have been a client of MOFSL or its associates during twelve months preceding the date of distribution of the research report.
 - Research Analyst may have served as director/officer/employee in the subject company.
 - MOFSL and research analyst may engage in market making activity for the subject company.

- MOFSL and its associate company(ies), and Research Analyst and their relatives from time to time may have:
- a) A long or short position in, act as principal in, and buy or sell the securities or derivatives thereof of companies mentioned herein.
 - b) Be engaged in any other transaction involving such securities and earn brokerage or other compensation or act as a market maker in the financial instruments of the company(ies) discussed herein or act as an advisor or lender/borrower to such company(ies) or may have any other potential conflict of interests with respect to any recommendation and other related information and opinions.; however the same shall have no bearing whatsoever on the specific recommendations made by the analyst(s), as the recommendations made by the analyst(s) are completely independent of the views of the associates of MOFSL even though there might exist an inherent conflict of interest in some of the stocks mentioned in the research report.

Above disclosures include beneficial holdings lying in demat account of MOFSL which are opened for proprietary investments only. While calculating beneficial holdings, It does not consider demat accounts which are opened in name of MOFSL for other purposes (i.e holding client securities, collaterals, error trades etc.). MOFSL also earns DP income from clients which are not considered in above disclosures.

To enhance transparency, MOFSL has incorporated a Disclosure of Interest Statement in this document. This should, however, not be treated as endorsement of the views expressed in the report. MOFSL and / or its affiliates do and seek to do business including investment banking with companies covered in its research reports. As a result, the recipients of this report should be aware that MOFSL may have a potential conflict of interest that may affect the objectivity of this report.

Terms & Conditions:

This report has been prepared by MOFSL and is meant for sole use by the recipient and not for circulation. The report and information contained herein is strictly confidential and may not be altered in any way, transmitted to, copied or distributed, in part or in whole, to any other person or to the media or reproduced in any form, without prior written consent of MOFSL. The report is based on the facts, figures and information that are considered true, correct, reliable and accurate. The intent of this report is not recommendatory in nature. The information is obtained from publicly available media or other sources believed to be reliable. Such information has not been independently verified and no guaranty, representation of warranty, express or implied, is made as to its accuracy, completeness or correctness. All such information and opinions are subject to change without notice. The report is prepared solely for informational purpose and does not constitute an offer document or solicitation of offer to buy or sell or subscribe for securities or other financial instruments for the clients. Though disseminated to all the customers simultaneously, not all customers may receive this report at the same time. MOFSL will not treat recipients as customers by virtue of their receiving this report.

Analyst Certification

The views expressed in this research report accurately reflect the personal views of the analyst(s) about the subject securities or issues, and no part of the compensation of the research analyst(s) was, is, or will be directly or indirectly related to the specific recommendations and views expressed by research analyst(s) in this report.

Investment in securities market are subject to market risks, read all the related documents carefully before investing.

Disclosure of Interest Statement

Analyst ownership of the stock No

A graph of daily closing prices of securities is available at www.nseindia.com, www.bseindia.com. Research Analyst views on Subject Company may vary based on Fundamental research and Technical Research. Proprietary trading desk of MOFSL or its associates maintains arm’s length distance with Research Team as all the activities are segregated from MOFSL research activity and therefore it can have an independent view with regards to subject company for which Research Team have expressed their views.

Regional Disclosures (outside India)

This report is not directed or intended for distribution to or use by any person or entity resident in a state, country or any jurisdiction, where such distribution, publication, availability or use would be contrary to law, regulation or which would subject MOFSL & its group companies to registration or licensing requirements within such jurisdictions.

For Hong Kong:

This report is distributed in Hong Kong by Motilal Oswal capital Markets (Hong Kong) Private Limited, a licensed corporation (CE AYY-301) licensed and regulated by the Hong Kong Securities and Futures Commission (SFC) pursuant to the Securities and Futures Ordinance (Chapter 571 of the Laws of Hong Kong) “SFO”. As per SEBI (Research Analyst Regulations) 2014 Motilal Oswal Financial Services Limited (SEBI Reg No. INH000000412) has an agreement with Motilal Oswal capital Markets (Hong Kong) Private Limited for distribution of research report in Hong Kong. This report is intended for distribution only to “Professional Investors” as defined in Part I of Schedule 1 to SFO. Any investment or investment activity to which this document relates is only available to professional investor and will be engaged only with professional investors.” Nothing here is an offer or solicitation of these securities, products and services in any jurisdiction where their offer or sale is not qualified or exempt from registration. The Indian Analyst(s) who compile this report is/are not located in Hong Kong & are not conducting Research Analysis in Hong Kong.

For U.S.

MOTILAL Oswal Financial Services Limited (MOFSL) is not a registered broker - dealer under the U.S. Securities Exchange Act of 1934, as amended (the "1934 act") and under applicable state laws in the United States. In addition MOFSL is not a registered investment adviser under the U.S. Investment Advisers Act of 1940, as amended (the "Advisers Act" and together with the 1934 Act, the "Acts"), and under applicable state laws in the United States. Accordingly, in the absence of specific exemption under the Acts, any brokerage and investment services provided by MOFSL, including the products and services described herein are not available to or intended for U.S. persons. This report is intended for distribution only to "Major Institutional Investors" as defined by Rule 15a-6(b)(4) of the Exchange Act and interpretations thereof by SEC (henceforth referred to as "major institutional investors"). This document must not be acted on or relied on by persons who are not major institutional investors. Any investment or investment activity to which this document relates is only available to major institutional investors and will be engaged in only with major institutional investors. In reliance on the exemption from registration provided by Rule 15a-6 of the U.S. Securities Exchange Act of 1934, as amended (the "Exchange Act") and interpretations thereof by the U.S. Securities and Exchange Commission ("SEC") in order to conduct business with Institutional Investors based in the U.S., MOFSL has entered into a chaperoning agreement with a U.S. registered broker-dealer, Motilal Oswal Securities International Private Limited. ("MOSIPL"). Any business interaction pursuant to this report will have to be executed within the provisions of this chaperoning agreement.

The Research Analysts contributing to the report may not be registered /qualified as research analyst with FINRA. Such research analyst may not be associated persons of the U.S. registered broker-dealer, MOSIPL, and therefore, may not be subject to NASD rule 2711 and NYSE Rule 472 restrictions on communication with a subject company, public appearances and trading securities held by a research analyst account.

For Singapore

In Singapore, this report is being distributed by Motilal Oswal Capital Markets (Singapore) Pte. Ltd. (“MOCMSPL”) (UEN 201129401Z), which is a holder of a capital markets services license and an exempt financial adviser in Singapore. This report is distributed solely to persons who (a) qualify as “institutional investors” as defined in section 4A(1)(c) of the Securities and Futures Act of Singapore (“SFA”) or (b) are considered "accredited investors" as defined in section 2(1) of the Financial Advisers Regulations of Singapore read with section 4A(1)(a) of the SFA. Accordingly, if a recipient is neither an “institutional investor” nor an “accredited investor”, they must immediately discontinue any use of this Report and inform MOCMSPL .

In respect of any matter arising from or in connection with the research you could contact the following representatives of MOCMSPL. In case of grievances for any of the services rendered by MOCMSPL write to grievances@motilaloswal.com.

Nainesh Rajani

Email: nainesh.rajani@motilaloswal.com

Contact: (+65) 8328 0276

Disclaimer:
This report is intended for distribution to Retail Investors.

The report and information contained herein is strictly confidential and meant solely for the selected recipient and may not be altered in any way, transmitted to, copied or distributed, in part or in whole, to any other person or to the media or reproduced in any form, without prior written consent. This report and information herein is solely for informational purpose and may not be used or considered as an offer document or solicitation of offer to buy or sell or subscribe for securities or other financial instruments. Nothing in this report constitutes investment, legal, accounting and tax advice or a representation that any investment or strategy is suitable or appropriate to your specific circumstances. The securities discussed and opinions expressed in this report may not be suitable for all investors, who must make their own investment decisions, based on their own investment objectives, financial positions and needs of specific recipient. This may not be taken in substitution for the exercise of independent judgment by any recipient. Each recipient of this document should make such investigations as it deems necessary to arrive at an independent evaluation of an investment in the securities of companies referred to in this document (including the merits and risks involved), and should consult its own advisors to determine the merits and risks of such an investment. The investment discussed or views expressed may not be suitable for all investors. Certain transactions -including those involving futures, options, another derivative products as well as non-investment grade securities - involve substantial risk and are not suitable for all investors. No representation or warranty, express or implied, is made as to the accuracy, completeness or fairness of the information and opinions contained in this document. The Disclosures of Interest Statement incorporated in this document is provided solely to enhance the transparency and should not be treated as endorsement of the views expressed in the report. This information is subject to change without any prior notice. The Company reserves the right to make modifications and alternations to this statement as may be required from time to time without any prior approval. MOFSL, its associates, their directors and the employees may from time to time, effect or have effected an own account transaction in, or deal as principal or agent in or for the securities mentioned in this document. They may perform or seek to perform investment banking or other services for, or solicit investment banking or other business from, any company referred to in this report. Each of these entities functions as a separate, distinct and independent of each other. The recipient should take this into account before interpreting the document. This report has been prepared on the basis of information that is already available in publicly accessible media or developed through analysis of MOFSL. The views expressed are those of the analyst, and the Company may or may not subscribe to all the views expressed therein. This document is being supplied to you solely for your information and may not be reproduced, redistributed or passed on, directly or indirectly, to any other person or published, copied, in whole or in part, for any purpose. This report is not directed or intended for distribution to, or use by, any person or entity who is a citizen or resident of or located in any locality, state, country or other jurisdiction, where such distribution, publication, availability or use would be contrary to law, regulation or which would subject MOFSL to any registration or licensing requirement within such jurisdiction. The securities described herein may or may not be eligible for sale in all jurisdictions or to certain category of investors. Persons in whose possession this document may come are required to inform themselves of and to observe such restriction. Neither the Firm, not its directors, employees, agents or representatives shall be liable for any damages whether direct or indirect, incidental, special or consequential including lost revenue or lost profits that may arise from or in connection with the use of the information. The person accessing this information specifically agrees to exempt MOFSL or any of its affiliates or employees from, any and all responsibility/liability arising from such misuse and agrees not to hold MOFSL or any of its affiliates or employees responsible for any such misuse and further agrees to hold MOFSL or any of its affiliates or employees free and harmless from all losses, costs, damages, expenses that may be` suffered by the person accessing this information due to any errors and delays.

This report is meant for the clients of Motilal Oswal only.

Investment in securities market are subject to market risks. Read all the related documents carefully before investing.

Registration granted by SEBI, enlistment as RA with Exchange and certification from NISM in no way guarantee performance of the intermediary or provide any assurance of returns to investors

Registered Office Address: Motilal Oswal Tower, Rahimtullah Sayani Road, Opposite Parel ST Depot, Prabhadevi, Mumbai-400025; Tel No.: 022 - 71934200 / 71934263; www.motilaloswal.com. Correspondence Address: Palm Spring Centre, 2nd Floor, Palm Court Complex, New Link Road, Malad (West), Mumbai- 400 064. Tel No: 022 71881000. Details of Compliance Officer: Neeraj Agarwal, Email Id: na@motilaloswal.com, Contact No.:022-40548085.

Grievance Redressal Cell:	
Contact Person	Contact No. Email ID
Ms. Hemangi Date	022 40548000 / 022 67490600 query@motilaloswal.com
Ms. Kumud Upadhyay	022 40548082 servicehead@motilaloswal.com
Mr. Ajay Menon	022 40548083 am@motilaloswal.com
Mr. Neeraj Agarwal	022 40548085 na@motilaloswal.com
Mr. Siddhartha Khemka	022 50362452 po.research@motilaloswal.com

Registration details of group entities.: Motilal Oswal Financial Services Ltd. (MOFSL): INZ000158836 (BSE/NSE/MCX/NCDEX); CDSL and NSDL: IN-DP-16-2015; Research Analyst: INH000000412, BSE enlistment no. 5028 . AMFI: ARN .: 146822. IRDA Corporate Agent – CA0579, APMI: APRN00233. Motilal Oswal Financial Services Ltd. is a distributor of Mutual Funds, PMS, Fixed Deposit, Insurance, Bond, NCDs and IPO products.

Customer having any query/feedback/ clarification may write to query@motilaloswal.com. In case of grievances for any of the services rendered by Motilal Oswal Financial Services Limited (MOFSL) write to grievances@motilaloswal.com, for DP to dpgrievances@motilaloswal.com.