27 NOV. 2026

Jainam™

Market Overview | Nifty Open Interest | Stock Open Interest

Daily Newsletter

Derivative & Technical Mirror

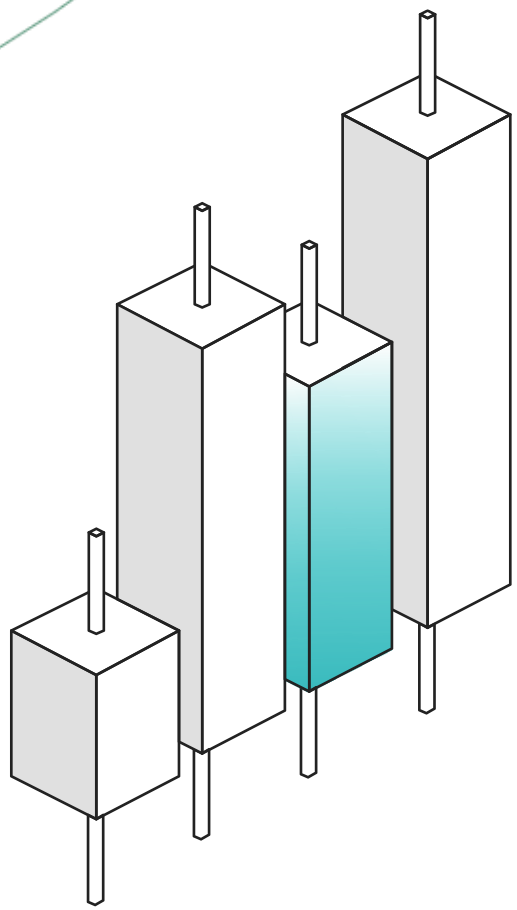

MARKET OVERVIEW

DAILY DERIVATIVE AND TECHNICAL SNAPSHOT

Indices Snapshot

Nifty	26-11-2026	25-11-2026	Change	Change(%)
Spot	25,884.50	25,819.25	65.25	0.25%
Fut	26,033.00	25,937.00	96	0.37%
Open Int	1,28,03,765	1,19,01,500	902265	7.58%
Implication	LONG BUILDUP			

BankNifty	26-11-2026	25-11-2026	Change	Change(%)
Spot	63,535.30	63,703.25	-167.95	-0.26%
Fut	63,853.40	63,946.80	-93.4	-0.15%
Open Int	15,08,670	14,81,610	27060	1.83%
Implication	SHORT BUILDUP			

Nifty Technical View

INDEX	Close	S2	S1	PIVOT	R1	R2
Nifty	25,884.50	25,623.00	25,754.00	25,864.00	25,995.00	26,106.00
Banknifty	63,535.30	62,885.00	63,210.00	63,657.00	63,983.00	64,430.00
Sensex	84,328.59	83,415.00	83,872.00	84,212.00	84,669.00	85,009.00

Nifty opened with an upward gap and witnessed extreme volatility throughout the day. Nifty closed at 25885 with a gain of 65 points. On the daily chart the index has formed a "Doji" candlestick formation indicating indecisiveness amongst market participants regarding the direction.The chart pattern suggests that if Nifty crosses and sustains above 26000 level it would witness buying which would lead the index towards 26200-26300 levels. Important Supports for the day is around 25750 However if index sustains below 25750 then it may witness profit booking which would take the index towards 25600-25500 levels.



NIFTY OPEN INTEREST

DAILY DERIVATIVE AND TECHNICAL SNAPSHOT

NIFTY OPEN INTERST : WEEKLY EXPIRY 01 DECEMBER 2026

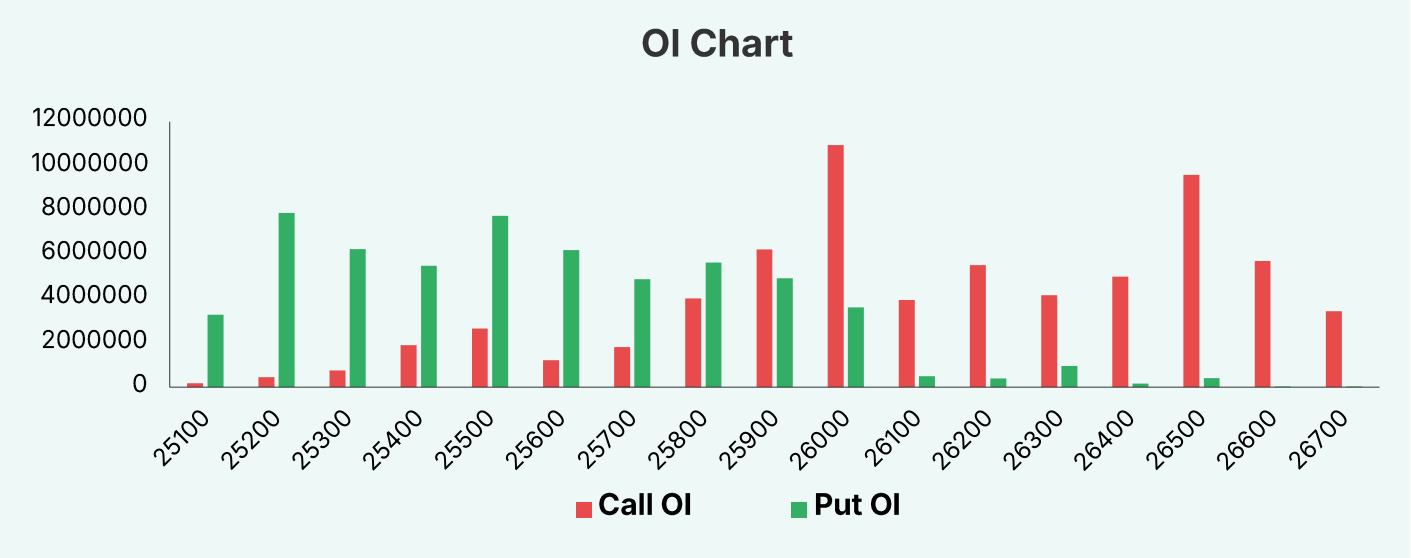

NIFTY OPEN INTERST CHANGE : WEEKLY EXPIRY 01 DECEMBER 2026

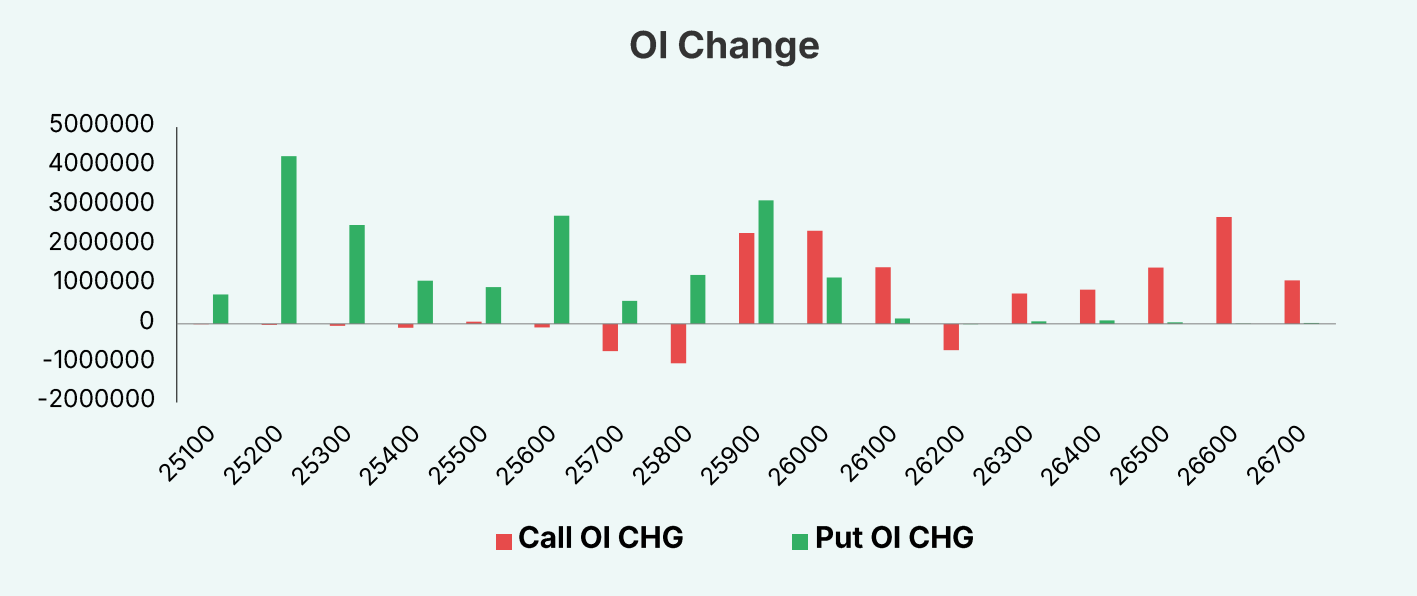

- India Volatility Index (VIX) changed by -4.87% and settled at 16.83.
- The Nifty Put Call Ratio (PCR) finally stood at 1.03 vs. 0.94 (25/11/2026) for 01 December 2026 weekly expiry.
- The maximum OI outstanding for Call was at 26000 with 109.38 lacs followed by 26500 with 95.92 Lacs and that for Put was at 25200 with 78.74 lacs followed by 25500 with 77.41 lacs.
- The highest OI Change for Call was at 26600 with 27.17 lacs Increased and that for Put was at 25200 with 42.57 lacs Increased.
- Based on OI actions, we expect Nifty to remain in a range from 26000 – 25700 either side breakout will lead the further trend.

STOCK OPEN INTEREST

DAILY DERIVATIVE AND TECHNICAL SNAPSHOT

TOP 5 – LONG BUILDUP

SECURITIES	LTP	CHANGE(%)	OI	OI CHANGE (%)	INTRADAY - RANGE	
					SUPPORT	RESISTANCE
ENRIN 29 Dec 2026	3100.4	3.5	1514975	19.69	3030.80	3217.50
FINNIFTY 29 Dec 2026	28976.9	0.23	11340	10.53	28799.20	29125.40
TCS 29 Dec 2026	2674	5.73	23265000	10.28	2581.40	2722.10
KFINTECH 29 Dec 2026	997.5	5.86	2998625	9.77	957.45	1022.70
LICI 29 Dec 2026	408.4	0.11	52473400	7.89	404.55	414.20

TOP 5 – SHORT BUILDUP

SECURITIES	LTP	CHANGE(%)	OI	OI CHANGE (%)	INTRADAY - RANGE	
					SUPPORT	RESISTANCE
SHRIRAMFIN 29 Dec 2026	961.75	-2.87	26575725	17.2	949.27	983.12
ZYDUSLIFE 29 Dec 2026	1195.5	-3.44	11338200	14.71	1175.80	1232.10
MAHABANK 29 Dec 2026	94.65	-4.46	43153500	12.68	92.10	98.68
NIFTYFPI 29 Dec 2026	1635	-0.15	9900	12.5	1629.68	1643.63
CUB 29 Dec 2026	238.64	-2.53	9402300	11.81	234.73	245.42

TOP 5 – SHORT COVERING

SECURITIES	LTP	CHANGE(%)	OI	OI CHANGE (%)	INTRADAY - RANGE	
					SUPPORT	RESISTANCE
VEDL 29 Dec 2026	240.19	2.93	50338950	-1.69	237.08	242.41
PAYTM 29 Dec 2026	1773	2.47	15102475	-1.45	1737.37	1795.47
POWERINDIA 29 Dec 2026	30620	2.63	388550	-0.92	30051.67	31101.67
APLAPOLLO 29 Dec 2026	1489	0.21	21913850	-0.91	1461.57	1518.17
DATAPATTNS 29 Dec 2026	4167.7	1.04	404750	-0.86	4117.73	4228.83

TOP 5 - LONG UNWINDING

SECURITIES	LTP	CHANGE(%)	OI	OI CHANGE (%)	INTRADAY - RANGE	
					SUPPORT	RESISTANCE
NBCC 29 Dec 2026	75.77	-0.68	88549500	-0.71	74.97	76.59
PGEL 29 Dec 2026	571.15	-2.77	12356650	-0.4	561.55	586.00
PFC 29 Dec 2026	334.6	-0.04	95160000	-0.35	332.23	337.03
APOLLOHOSP 29 Dec 2026	9301	-0.44	1518000	-0.24	9268.67	9336.67
BANDHANBNK 29 Dec 2026	170.33	-1.11	123757200	-0.23	168.89	173.02

Used Terminology :-

- **India VIX**

India Volatility Index measures the volatility of NIFTY 50 for next 30 calendar days. It is calculated based on the buy sell price of nifty 50 options. Higher the India VIX, higher the expected volatility and vice-versa.

- **PCR Ratio**

The ratio of put trading volume divided by the call trading volume. For example, a put/call ratio of 0.74 means that for every 100 calls bought, 74 puts were bought. The PCR around 0.60-0.70 is oversold zone and PCR around 1.70-1.80 is overbought zone as per the historical data.

- **Open Interest**

Open interest(OI) is the total number of outstanding contracts that are held by market participants at the end of each day.

DISCLAIMER

Name of the Member: Jainam Broking Limited | CIN: U67120GJ2003PLC043162 | Registered Office: P03-02C, P03-02D & P03-02E, 3rd Floor, WTC Tower (51A), Road 5E, Block 51, Zone 5, DTA, Gift City, Gandhi Nagar, Gandhi Nagar, Gujarat, India, 382050 | Corporate Office: Jainam House, Plot No. 42, Near Shardayatan School, Piplod, Surat, Gujarat–395007 | SEBI Research Analyst Registered No.: INH000006448 BSE Enlistment No.: 5310|

Investment in securities market are subject to market risks. Read all the related documents carefully before investing.Registration granted by SEBI, enlistment with BSE and certification from NISM in no way guarantee performance of the intermediary or provide any assurance of returns to investors. Illustration only and not recommendatory.

For more details, visit https://www.jainam.in/wp-content/uploads/2024/11/Disclosure-and-Disclaimer_Research-Analyst

Contact Us

Jainam™

JAINAM HOUSE

Nr. Shardayatan School, Kargil Chowk, New Passport Office Road, Piplod, urat -7

0261 -6725319/09/10 | research@jainam.in

Scan the code to Join our whatsapp group