



Daily *Derivatives*

31 December, 2025

DERIVATIVES

31 December 2025

Key Indices

Index	Close	Changes (%)
NIFTY	25938.85	-0.01
SENSEX	84675.08	-0.02
BANKNIFTY	59171.25	0.41
INDIA VIX	9.67	-0.44

Market Outlook

The Nifty 50 index ended the session at 25,938, witnessing a range bound movement of nearly 100 points on the monthly expiry of the December series. On the technical perspective Index continued to remain in a consolidation phase. Derivatives data of next weekly expiry, shows fresh OI buildup at the 26,000 Call strike, indicating immediate resistance level, while Put OI buildup at 25,900 level, suggesting immediate support. A decisive breakout on either side of this range will be crucial to determining the next directional move for the index.



TRADE IDEA OF THE DAY INDIGO PUT SPREAD

Buy 27JAN 5000 PE
Sell 27JAN 4800 PE

Entry Range	60-65
Target Range	120
Stop Loss	39



Rationale

- On the daily chart INDIGO has decisively broken below the crucial support zone near 5,180-5200, which now acts as an immediate resistance, indicating a shift in the short-term trend to bearish.
- Prices are trading below the 20-day moving average and the Bollinger Band midline, highlighting sustained selling pressure and weak price structure.
- 14-Day RSI remains subdued around the 35 mark, reflecting weak momentum and lack of buying strength, with no clear bullish divergence visible yet.
- The MACD is in negative territory on the weekly chart with a bearish crossover, suggesting further downside risk, with the next supports placed near 4,800 and 4,700 levels.

31 December 2025

Daily
Derivatives

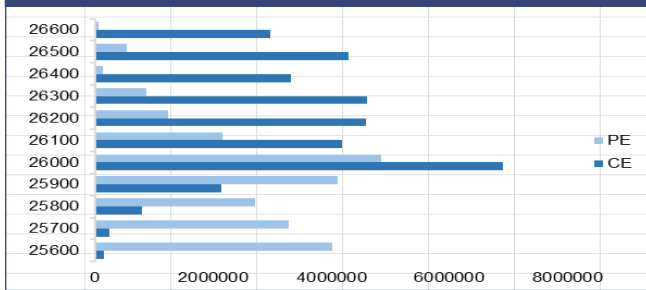
NIFTY

Nifty	26135.00
OI (In Lots)	216630
CHANGE IN OI (%)	48.98
PRICE CHANGE (%)	0.05

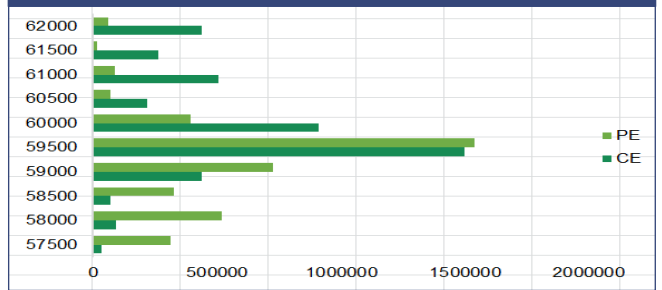
BANKNIFTY

Nifty	59628.00
OI (In Lots)	39224
CHANGE IN OI (%)	33.62
PRICE CHANGE (%)	0.48

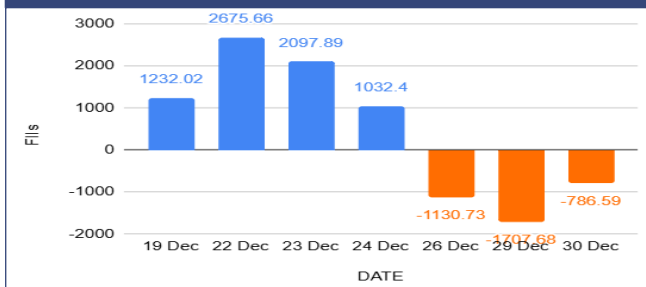
NIFTY OI



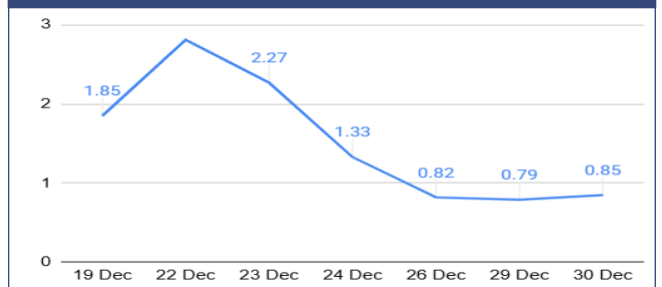
BANKNIFTY OI



FIIs Activity Index Futures



FIIs Long Short Ratio



Long Buildup

Name	Price	Price %	OI	OI%
NYKAA	261.35	0.44	50253125	50.01
SAIL	142.49	5.45	198763000	40.90
SRF	3089.7	0.04	4042800	39.59
BANKINDIA	142.75	1.60	55270800	37.90

Short Buildup

Name	Price	Price %	OI	OI%
SAMMAANCAP	142.69	-0.70	76815200	120.35
SOLARINDS	12349	-0.44	1328650	58.01
MAZDOCK	2492.9	-2.19	5215200	42.75
HAL	4354.4	-1.00	9095850	39.78

Breakout Stocks (1 Month High)

Name	LTP	22 DAY HIGH	%
NATIONALUM	317.15	311.25	1.9
TATASTEEL	175.35	174.07	0.74
SAIL	141.33	140.71	0.44
ADANIENSOL	1026.65	1023.25	0.33

Breakdown Stocks (1 Month Low)

Name	LTP	22 DAY LOW	%
ANGELONE	2351.4	2410	-2.43
CDSL	1432.6	1458	-1.74
ETERNAL	276.45	279.55	-1.11
PRESTIGE	1567	1584.2	-1.09

NIFTY 50 - STOCKS KEY LEVELS

SYMBOL	R1*	R2*	PP*	S1*	S2*
ADANIENT	2224	2234	2210	2200	2186
ADANIPTS	1472	1483	1460	1449	1436
APOLLOHOSP	7058	7125	6997	6930	6869
ASIANPAINT	2787	2815	2764	2735	2713
AXISBANK	1255	1263	1243	1235	1223
BAJAJ-AUTO	9379	9476	9202	9105	8929
BAJAJFINSV	2056	2086	2018	1989	1951
BAJFINANCE	996	1002	991	985	981
BEL	397	401	393	390	386
BHARTIARTL	2111	2123	2091	2080	2060
CIPLA	1502	1512	1489	1479	1466
COALINDIA	400	403	398	396	393
DRREDDY	1274	1282	1265	1257	1249
EICHERMOT	7292	7392	7212	7113	7033
ETERNAL	281	285	278	274	271
GRASIM	2857	2872	2842	2827	2812
HCLTECH	1630	1645	1621	1606	1596
HDFCBANK	997	1002	989	984	977
HDFCLIFE	751	759	743	736	728
HINDALCO	894	903	879	869	854
HINDUNILVR	2298	2305	2290	2283	2275
ICICIBANK	1347	1352	1343	1338	1334
INDIGO	5065	5113	5027	4980	4942
INFY	1641	1660	1629	1610	1598
ITC	403	405	401	399	398

*R1 - Resistance 1 | *R2 - Resistance 2 | *PP - Pivot Point | *S1 - Support 1 | *S2 - Support 2

NIFTY 50 - STOCKS KEY LEVELS

SYMBOL	R1*	R2*	PP*	S1*	S2*
JIOFIN	294	295	293	291	290
JSWSTEEL	1121	1130	1105	1096	1081
KOTAKBANK	2166	2178	2152	2139	2126
LT	4075	4098	4041	4018	3983
M&M	3692	3725	3634	3602	3543
MARUTI	16816	16985	16649	16480	16313
MAXHEALTH	1063	1084	1047	1026	1010
NESTLEIND	1286	1298	1277	1265	1256
NTPC	326	327	325	324	322
ONGC	236	237	235	233	232
POWERGRID	262	263	260	259	258
RELIANCE	1550	1560	1544	1534	1528
SBILIFE	2021	2046	1995	1969	1943
SBIN	980	986	970	963	953
SHRIRAMFIN	989	999	975	965	951
SUNPHARMA	1727	1733	1717	1710	1701
TATACONSUM	1197	1215	1184	1166	1153
TATASTEEL	178	180	174	172	169
TCS	3263	3279	3251	3235	3223
TECHM	1614	1624	1607	1597	1589
TITAN	3994	4013	3974	3954	3935
TMPV	364	367	361	359	356
TRENT	4248	4288	4218	4178	4148
ULTRACEMCO	11794	11882	11722	11634	11562
WIPRO	265	266	264	263	262

*R1 - Resistance 1 | *R2 - Resistance 2 | *PP - Pivot Point | *S1 - Support 1 | *S2 - Support 2

Our Research Team

Name	Email ID
Ajit Mishra	ajit.mishra@religare.com
Abhijeet Banerjee	abhijeet.banerjee@religare.com
Gaurav Sharma	gauravsharma2@religare.com
Ashwani Harit	ashwani.harit@religare.com
Divya Parmar	divya.parmar@religare.com
Rajan Gupta	rajan.gupta1@religare.com
Vivek Chandra	vivek.chandra@religare.com
Himanshu Gupta	himanshu.gupta1@religare.com

31 December 2025

Daily
Derivatives

Before you use this research report, please ensure to go through the disclosure interalia as required under Securities and Exchange Board of India (Research Analysts) Regulations, 2014 and Research Disclaimer at the following link: www.religareonline.com/disclaimer

Specific analyst(s) specific disclosure(s) inter-alia as required under Securities and Exchange Board of India (Research Analysts) Regulations, 2014 is/are as under:

S.No.	Statement	Answer	
		Tick Appropriate	
		Yes	No
1.	I/we or any of my/our relative has any financial interest in the subject company? (If answer is yes, nature of interest is given below this table)		No
2.	I/we or any of my/our relatives, have actual/beneficial ownership of one per cent. or more securities of the subject company, at the end of the month immediately preceding the date of the research report or date of the public appearance?		No
3.	I/we or any of my/our relative, has any other material conflict of interest at the time of publication of the research report or at the time of the public appearance?		
4.	I/we have received any compensation from the subject company in the past twelve months?		No
5.	I/we have managed or co-managed public offering of securities for the subject company in the past twelve months?		No
6.	I/we have received any compensation for brokerage services from the subject company in the past twelve months?		No
7.	I/we have received any compensation or other benefits from the subject company or third party in connection with the research report?		No
8.	I/we have served as an officer, director or employee of the subject company?		No
9.	I/we have been engaged in market making activity for the subject company?		No

2014 is/are as under:

Statements of ownership and material conflicts of interest, compensation – Research Analyst (RA)

Nature of Interest [If answer to f (a) above conflicts is Yes

.....]

Name(s) with Signature(s) of RA(s).

[Please note that only in case of multiple RAs and if the answers differ inter-se between the RAs, then RA specific answer with respect to

Copyright: This document vests exclusively with RBL. This information should not be reproduced or redistributed or passed on directly or indirectly in any form to any other person or published, copied, in whole or in part, for any purpose, without prior written permission from RBL. We do not guarantee the integrity of any emails or attached files and are not responsible for any changes made to them by any other person.