



Daily *Derivatives*

07 April, 2026

DERIVATIVES

Key Indices

Index	Close	Changes (%)
NIFTY	22968.25	1.12
SENSEX	74106.85	1.07
BANKNIFTY	52609.10	2.06
INDIA VIX	24.46	-0.21

Market Outlook

The Nifty index began the week on a positive note, gaining over one percent with settling near the 23,000 mark. From a technical standpoint, a decisive move above 23,000 could extend the uptrend towards 23,200, while the 23,500 level remains a critical resistance on the upside. On the derivatives front, fresh put writing was observed at the 22,500 strike for the upcoming weekly expiry, indicating an immediate support zone. Meanwhile, notable call writing at the 23,200 strike suggests an immediate overhead resistance, which may cap the further upside move.



**TRADE IDEA OF THE DAY -
EICHER MOTOR**

BUY 28 APR 6500 PUT

Entry Range	180-190
Target Range	255
Stop Loss	150



Rationale

- On the daily chart EICHERMOTOR has formed a decisive shorting pivot after slipping below its long-term 200-DEMA, indicating a shift in primary trend from bullish to bearish and sustained trading below this level signals wane trend.
- On the technical front, prices are broken below the rising trendline support, confirming structural damage on the charts. Lower highs and lower lows suggest continuation of the downtrend in the near term.
- Momentum indicators remain weak, with RSI hovering below the 40 mark and the MACD histogram traded in a negative trajectory on the daily timeframe, highlighting persistent selling pressure.
- Any pullback towards the 200-DEMA or recent swing high of 6750 will likely to face further selling pressure, making rallies a potential shorting opportunity.

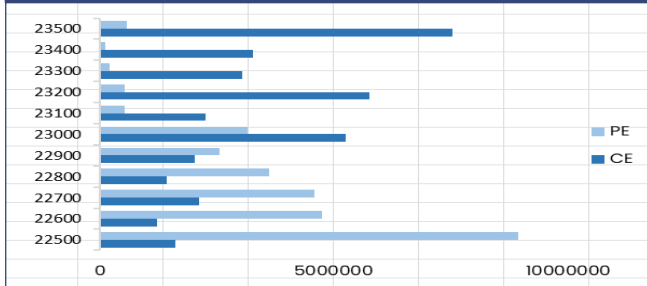
NIFTY

Nifty	23050.20
OI (In Lots)	338698
CHANGE IN OI (%)	2.73
PRICE CHANGE (%)	1.25

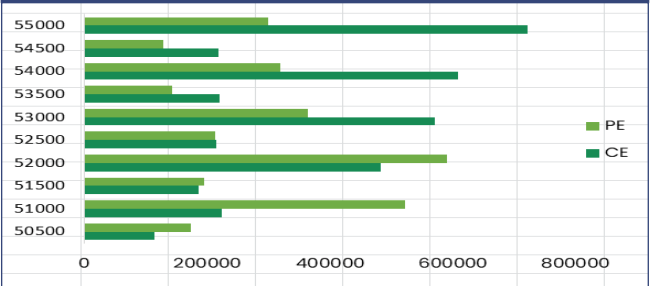
BANKNIFTY

Nifty	52885.40
OI (In Lots)	80891
CHANGE IN OI (%)	-1.84
PRICE CHANGE (%)	2.06

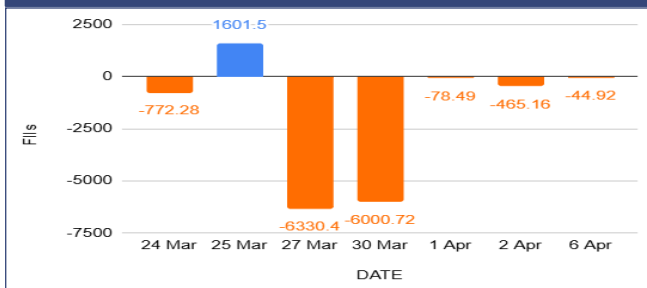
NIFTY OI



BANKNIFTY OI



FII's Activity Index Futures



FII's Long Short Ratio



Long Buildup

Name	LTP	% Change	OI (Lots)	% OI Change
ADANIPOWER	164.12	2.04	10591	64.10
VMM	114.11	5.26	2767	51.45
NAM-INDIA	836.65	1.48	1570	33.05
MOTILALOFS	710.6	3.28	904	23.33

Short Buildup

Name	LTP	% Change	OI (Lots)	% OI Change
HYUNDAI	1699	-0.49	11939	38.58
360ONE	934	-0.50	6487	28.61
JINDALSTEL	1126.9	-1.59	19825	24.26
SWIGGY	273.6	-0.55	41731	11.54

Breakout Stocks (1 Month High)

Name	LTP	% Change	22 DAY HIGH
DMART	4538	4.48	4375.7
PERSISTENT	5244.3	2.11	5154
PAGEIND	34775	1.96	34190
KALYANKJIL	422.75	6.65	418.9

Breakdown Stocks (1 Month Low)

Name	LTP	% Change	22 DAY LOW
RELIANCE	1312.1	-3.31	1313.3
-	-	-	-
-	-	-	-
-	-	-	-

NIFTY 50 - STOCKS KEY LEVELS

SYMBOL	R1*	R2*	LTP*	S1*	S2*
ADANIANT	1940	1978	1902.2	1833	1764
ADANIPTS	1403	1419	1387.1	1360	1332
APOLLOHOSP	7432	7492	7373	7278	7184
ASIANPAINT	2203	2222	2184.3	2156	2127
AXISBANK	1265	1284	1245.3	1211	1177
BAJAJ-AUTO	9033	9124	8942.5	8804	8665
BAJAJFINSV	1693	1714	1672.3	1638	1603
BAJFINANCE	864	878	850.85	826	801
BEL	430	433	427.15	422	417
BHARTIARTL	1817	1841	1792.8	1766	1739
CIPLA	1215	1228	1200.9	1179	1156
COALINDIA	465	470	459.55	451	442
DRREDDY	1229	1239	1217.8	1202	1186
EICHERMOT	6680	6764	6596	6542	6488
ETERNAL	235	238	232.2	229	225
GRASIM	2649	2683	2614.4	2557	2499
HCLTECH	1419	1435	1403.3	1391	1378
HDFCBANK	781	791	771	753	735
HDFCLIFE	588	596	580.4	567	553
HINDALCO	936	945	927.45	918	908
HINDUNILVR	2104	2124	2084.8	2054	2022
ICICIBANK	1244	1256	1231.4	1210	1188
INDIGO	4398	4484	4312.5	4157	4001
INFY	1318	1329	1306.2	1297	1287
ITC	297	299	294.85	292	288

*R1 - Resistance 1 | *R2 - Resistance 2 | *LTP – Last Traded Price | *S1 - Support 1 | *S2 - Support 2

NIFTY 50 - STOCKS KEY LEVELS

SYMBOL	R1*	R2*	LTP*	S1*	S2*
JIOFIN	239	242	235.31	229	223
JSWSTEEL	1148	1162	1133.6	1117	1101
KOTAKBANK	365	369	360.55	353	346
LT	3784	3841	3727.7	3624	3521
M&M	3047	3073	3021.6	2978	2935
MARUTI	12799	12909	12688	12499	12309
MAXHEALTH	951	971	931.6	917	903
NESTLEIND	1230	1244	1216	1190	1165
NTPC	370	374	366.1	359	352
ONGC	287	292	281.85	279	276
POWERGRID	298	301	295.15	290	284
RELIANCE	1346	1387	1304.7	1277	1249
SBILIFE	1868	1900	1836.8	1781	1726
SBIN	1044	1055	1032.75	1013	994
SHRIRAMFIN	944	960	928	899	870
SUNPHARMA	1711	1727	1694.6	1667	1639
TATACONSUM	1072	1088	1055.2	1031	1006
TATASTEEL	198	201	196.1	192	188
TCS	2488	2502	2473.9	2454	2434
TECHM	1465	1481	1449.5	1434	1418
TITAN	4301	4356	4246.1	4148	4050
TMPV	310	313	307.4	302	297
TRENT	3924	4014	3833.6	3689	3545
ULTRACEMCO	11107	11260	10955	10671	10388
WIPRO	200	203	197.29	195	193

*R1 - Resistance 1 | *R2 - Resistance 2 | *LTP – Last Traded Price | *S1 - Support 1 | *S2 - Support 2

Our Research Team

Name	Email ID
Ajit Mishra	ajit.mishra@religare.com
Abhijeet Banerjee	abhijeet.banerjee@religare.com
Gaurav Sharma	gauravsharma2@religare.com
Ashwani Harit	ashwani.harit@religare.com
Divya Parmar	divya.parmar@religare.com
Rajan Gupta	rajan.gupta1@religare.com
Vivek Chandra	vivek.chandra@religare.com
Himanshu Gupta	himanshu.gupta1@religare.com

Before you use this research report, please ensure to go through the disclosure interalia as required under Securities and Exchange Board of India (Research Analysts) Regulations, 2014 and Research Disclaimer at the following link: www.religareonline.com/disclaimer

Specific analyst(s) specific disclosure(s) inter-alia as required under Securities and Exchange Board of India (Research Analysts) Regulations, 2014 is/are as under:

S.No.	Statement	Answer	
		Tick Appropriate	
		Yes	No
1.	I/we or any of my/our relative has any financial interest in the subject company? (If answer is yes, nature of interest is given below this table)		No
2.	I/we or any of my/our relatives, have actual/beneficial ownership of one per cent. or more securities of the subject company, at the end of the month immediately preceding the date of the research report or date of the public appearance?		No
3.	I/we or any of my/our relative, has any other material conflict of interest at the time of publication of the research report or at the time of the public appearance?		
4.	I/we have received any compensation from the subject company in the past twelve months?		No
5.	I/we have managed or co-managed public offering of securities for the subject company in the past twelve months?		No
6.	I/we have received any compensation for brokerage services from the subject company in the past twelve months?		No
7.	I/we have received any compensation or other benefits from the subject company or third party in connection with the research report?		No
8.	I/we have served as an officer, director or employee of the subject company?		No
9.	I/we have been engaged in market making activity for the subject company?		No

2014 is/are as under:

Statements of ownership and material conflicts of interest, compensation – Research Analyst (RA)

Nature of Interest [If answer to f (a) above conflicts is Yes

.....]

Name(s) with Signature(s) of RA(s).

[Please note that only in case of multiple RAs and if the answers differ inter-se between the RAs, then RA specific answer with respect to

Copyright: This document vests exclusively with RBL. This information should not be reproduced or redistributed or passed on directly or indirectly in any form to any other person or published, copied, in whole or in part, for any purpose, without prior written permission from RBL. We do not guarantee the integrity of any emails or attached files and are not responsible for any changes made to them by any other person.