



# *Daily* *Derivatives*

05 May, 2026

DERIVATIVES

**Key Indices**

Index	Close	Changes (%)
NIFTY	24119.30	0.51
SENSEX	77269.40	0.46
BANKNIFTY	54878.50	0.03
INDIA VIX	18.30	-0.87

**Market Outlook**

The Indian benchmark indices opened on a positive note and edged higher in early trade, with the Nifty gradually approaching the 24,300 mark. However, the index failed to sustain at elevated levels, faced profit booking, and eventually settled at 24,119. From a technical standpoint, the market continues to reflect a sideways undertone, as the index is trading between its 20-DEMA and 50-DEMA, indicating a lack of clear directional bias. On the derivatives front, fresh call writing at the 24,200 and 24,300 strikes suggests immediate resistance zones. Meanwhile, notable put writing at the 24,000 strike indicates a near-term support level.



**TRADE IDEA OF THE DAY -  
INDIGO BEAR PUT SPREAD**

**BUY 26 MAY 4200 PUT  
SELL 26 MAY 4000 PUT**

Entry Range	60-65
Target Range	110
Stop Loss	40



**Rationale**

- ON the daily chart INDIGO remains under pressure as the prices continuously trades below its key moving averages of 20-DEMA and 50-DEMA, indicating a sustained bearish trend.
- Recent price action shows lower highs and lower lows, reinforcing the prevailing downtrend. Any minor pullbacks are being sold into, highlighting continued dominance of sellers in the market.
- RSI is hovering near the 40 mark, reflecting weak strength and absence of buying interest, while MACD shows signs of negative crossover, further confirming bearish momentum.
- As long as the prices holds below the 4450-4500 resistance zone, remain unable to reclaim these EMA zone, near term momentum remain weak with limited upside.

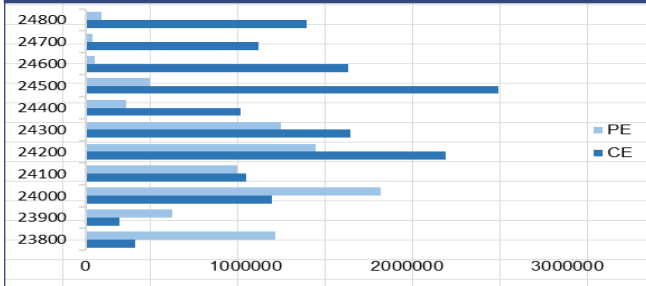
**NIFTY**

Nifty	24199.00
OI (In Lots)	242689
CHANGE IN OI (%)	3.58
PRICE CHANGE (%)	0.42

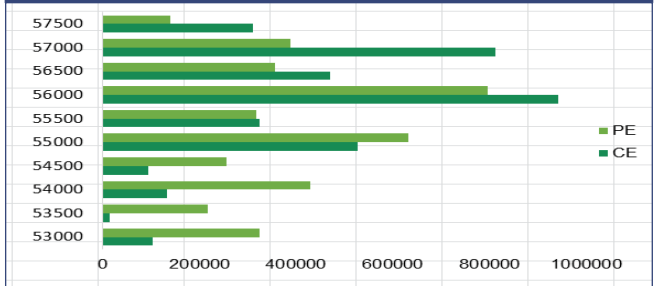
**BANKNIFTY**

Nifty	55100.00
OI (In Lots)	70795
CHANGE IN OI (%)	5.84
PRICE CHANGE (%)	-0.17

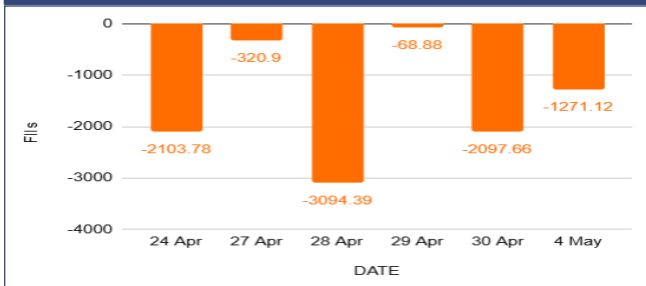
**NIFTY OI**



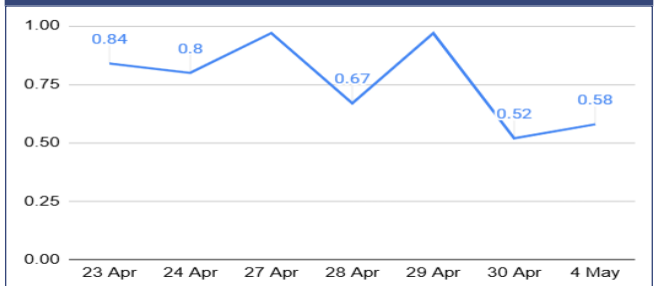
**BANKNIFTY OI**



**FII's Activity Index Futures**



**FII's Long Short Ratio**



**Long Buildup**

Name	LTP	% Change	OI (Lots)	% OI Change
VEDL	295.9	8.31	18339	52.32
DALBHARAT	1987.9	3.73	8650	21.81
BHEL	381.95	7.74	51891	13.74
EXIDEIND	363.3	0.39	16909	12.08

**Short Buildup**

Name	LTP	% Change	OI (Lots)	% OI Change
SONACOMS	576	-5.46	15986	34.76
MAZDOCK	2625.8	-4.24	27125	33.10
DMART	4353	-5.69	26357	19.05
APLAPOLLO	1893	-1.22	15398	15.75

**Breakout Stocks (1 Month High)**

Name	LTP	% Change	22 DAY HIGH
BHEL	381.95	7.74	358.57
ADANI PORTS	1748	5.12	1684.6
HAL	4581.9	4.99	4422.7
LAURUSLABS	1173.6	5.97	1144.15

**Breakdown Stocks (1 Month Low)**

Name	LTP	% Change	22 DAY LOW
-	-	-	-
-	-	-	-
-	-	-	-
-	-	-	-

## NIFTY 50 - STOCKS KEY LEVELS

SYMBOL	R1*	R2*	LTP*	S1*	S2*
ADANIANT	2534	2594	2485.7	2394	2314
ADANIPTS	1768	1789	1742.6	1707	1666
APOLLOHOSP	7801	7854	7737.5	7684	7620
ASIANPAINT	2489	2530	2448.1	2424	2401
AXISBANK	1292	1308	1275.1	1262	1248
BAJAJ-AUTO	10397	10642	10132	9986	9821
BAJAJFINSV	1794	1811	1770.4	1754	1731
BAJFINANCE	965	979	950.2	937	923
BEL	439	444	433.55	429	424
BHARTIARTL	1875	1922	1827.1	1801	1775
CIPLA	1344	1352	1335	1320	1305
COALINDIA	486	492	479.95	475	469
DRREDDY	1312	1336	1287.2	1273	1257
EICHERMOT	7433	7530	7329	7155	6973
ETERNAL	255	258	251.9	247	242
GRASIM	2876	2901	2856	2815	2779
HCLTECH	1212	1224	1200.5	1190	1180
HDFCBANK	787	794	779.4	773	766
HDFCLIFE	595	602	588.35	582	576
HINDALCO	1051	1058	1042.7	1036	1028
HINDUNILVR	2359	2411	2309.3	2262	2217
ICICIBANK	1279	1290	1270.8	1261	1254
INDIGO	4340	4440	4262.4	4188	4136
INFY	1187	1206	1168.4	1157	1146
ITC	316	321	311.1	309	306

\*R1 - Resistance 1 | \*R2 - Resistance 2 | \*LTP – Last Traded Price | \*S1 - Support 1 | \*S2 - Support 2

## NIFTY 50 - STOCKS KEY LEVELS

SYMBOL	R1*	R2*	LTP*	S1*	S2*
JIOFIN	256	258	252.74	250	246
JSWSTEEL	1283	1299	1266.6	1255	1243
KOTAKBANK	381	391	371.65	362	353
LT	4151	4202	4100.8	4037	3975
M&M	3160	3211	3106.5	3069	3030
MARUTI	13882	14200	13580	13341	13118
MAXHEALTH	1026	1038	1011.55	997	980
NESTLEIND	1471	1485	1457.1	1445	1432
NTPC	404	408	400.05	397	393
ONGC	298	303	292.9	290	288
POWERGRID	324	329	319.05	314	309
RELIANCE	1479	1490	1463.1	1445	1422
SBILIFE	1838	1859	1820.1	1803	1789
SBIN	1084	1099	1068.4	1059	1048
SHRIRAMFIN	973	984	960.45	946	930
SUNPHARMA	1839	1855	1823.5	1808	1793
TATACONSUM	1171	1185	1160.4	1146	1136
TATASTEEL	214	216	212.24	211	210
TCS	2478	2525	2431.3	2405	2378
TECHM	1491	1510	1471.6	1453	1436
TITAN	4421	4481	4363	4326	4292
TMPV	347	350	343.05	339	335
TRENT	4212	4266	4158.5	4086	4013
ULTRACEMCO	11822	11914	11758	11614	11498
WIPRO	203	205	200.75	200	198

\*R1 - Resistance 1 | \*R2 - Resistance 2 | \*LTP – Last Traded Price | \*S1 - Support 1 | \*S2 - Support 2

### Our Research Team

Name	Email ID
Ajit Mishra	<a href="mailto:ajit.mishra@religare.com">ajit.mishra@religare.com</a>
Abhijeet Banerjee	<a href="mailto:abhijeet.banerjee@religare.com">abhijeet.banerjee@religare.com</a>
Gaurav Sharma	<a href="mailto:gauravsharma2@religare.com">gauravsharma2@religare.com</a>
Ashwani Harit	<a href="mailto:ashwani.harit@religare.com">ashwani.harit@religare.com</a>
Divya Parmar	<a href="mailto:divya.parmar@religare.com">divya.parmar@religare.com</a>
Rajan Gupta	<a href="mailto:rajan.gupta1@religare.com">rajan.gupta1@religare.com</a>
Vivek Chandra	<a href="mailto:vivek.chandra@religare.com">vivek.chandra@religare.com</a>
Himanshu Gupta	<a href="mailto:himanshu.gupta1@religare.com">himanshu.gupta1@religare.com</a>

Before you use this research report, please ensure to go through the disclosure interalia as required under Securities and Exchange Board of India (Research Analysts) Regulations, 2014 and Research Disclaimer at the following link: [www.religareonline.com/disclaimer](http://www.religareonline.com/disclaimer)

Specific analyst(s) specific disclosure(s) inter-alia as required under Securities and Exchange Board of India (Research Analysts) Regulations, 2014 is/are as under:

S.No.	Statement	Answer	
		Tick Appropriate	
		Yes	No
1.	I/we or any of my/our relative has any financial interest in the subject company? (If answer is yes, nature of interest is given below this table)		No
2.	I/we or any of my/our relatives, have actual/beneficial ownership of one per cent. or more securities of the subject company, at the end of the month immediately preceding the date of the research report or date of the public appearance?		No
3.	I/we or any of my/our relative, has any other material conflict of interest at the time of publication of the research report or at the time of the public appearance?		
4.	I/we have received any compensation from the subject company in the past twelve months?		No
5.	I/we have managed or co-managed public offering of securities for the subject company in the past twelve months?		No
6.	I/we have received any compensation for brokerage services from the subject company in the past twelve months?		No
7.	I/we have received any compensation or other benefits from the subject company or third party in connection with the research report?		No
8.	I/we have served as an officer, director or employee of the subject company?		No
9.	I/we have been engaged in market making activity for the subject company?		No

2014 is/are as under:

Statements of ownership and material conflicts of interest, compensation – Research Analyst (RA)

Nature of Interest [If answer to f (a) above conflicts is Yes

.....]

Name(s) with Signature(s) of RA(s).

[Please note that only in case of multiple RAs and if the answers differ inter-se between the RAs, then RA specific answer with respect to

**Copyright:** This document vests exclusively with RBL. This information should not be reproduced or redistributed or passed on directly or indirectly in any form to any other person or published, copied, in whole or in part, for any purpose, without prior written permission from RBL. We do not guarantee the integrity of any emails or attached files and are not responsible for any changes made to them by any other person.