



Daily *Derivatives*

26 May, 2026

DERIVATIVES

Key Indices

Index	Close	Changes (%)
NIFTY	24031.70	1.32
SENSEX	76488.96	1.42
BANKNIFTY	55293.65	2.29
INDIA VIX	16.70	-6.28

Market Outlook

The Nifty50 index witnessed a renewed bullish momentum as it started the session with a gap-up opening and extended its gains throughout the day, finally settling above the crucial 24,000 mark. From a technical perspective, as long as the index sustains above this level, the bullish bias is expected to remain intact, with upside potential towards the 24,300 and then the 24,500 levels. On the derivatives front, fresh put writing was observed at the 23,900 and 24,000 strikes, indicating immediate downside support. Meanwhile, significant call OI at the 24,400 and 24,500 strikes highlights a near term resistance zone. Overall, the broader trend looks positive and buy on dip strategy remains prudent for the near term.



**TRADE IDEA OF THE DAY -
SUNPHARMA BULL SPREAD**

**BUY 30 JUN 1840 CALL
SELL 30 JUN 1900 CALL**

Entry Range	23 – 25
Target Range	50
Stop Loss	12



Rationale

- On the daily timeframe SUNPHARMA witnessed a healthy pullback after a robust downtick and managed to hold firmly above its 20-DEMA support zone near 1830, indicating the broader bullish undertone remains intact. The prices are continues to trade above its key moving averages, reflecting sustained buying interest at lower levels.
- From the momentum perspective, RSI is hovering near the 60 mark and has reversed upward after cooling off from the overbought zone, suggesting renewed strength and improving price momentum in the near term.
- Additionally, MACD indicator remains in the positive territory despite a minor consolidation phase, while the histogram contraction hints towards a possible fresh bullish crossover in upcoming sessions.
- Overall, the price structure indicates a bullish reversal setup, where any stability above the 1820-1830 zone could trigger renewed buying momentum towards the 1900 and 1950 levels in the short term.

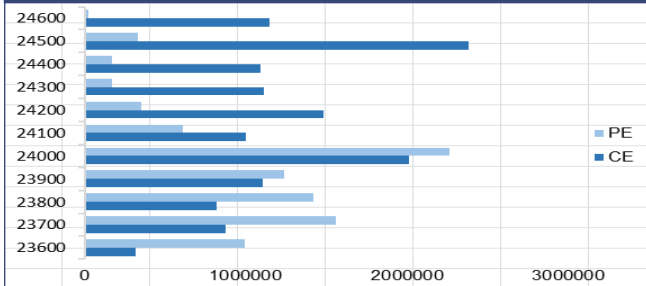
NIFTY

Nifty	24119.00
OI (In Lots)	168289
CHANGE IN OI (%)	-3.54
PRICE CHANGE (%)	1.58

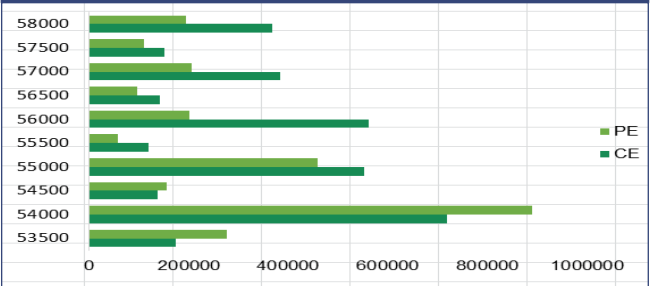
BANKNIFTY

Nifty	55575.00
OI (In Lots)	43263
CHANGE IN OI (%)	-11.64
PRICE CHANGE (%)	2.47

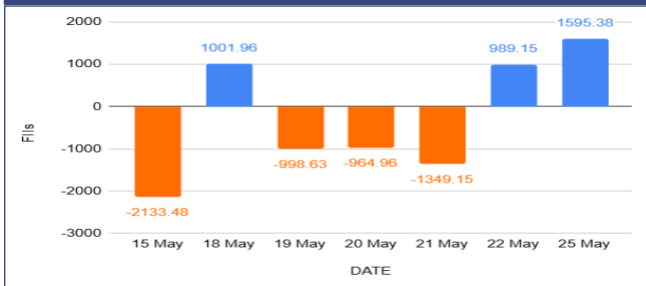
NIFTY OI



BANKNIFTY OI



FII's Activity Index Futures



FII's Long Short Ratio



Long Buildup

Name	LTP	% Change	OI (Lots)	% OI Change
BAJAJFINSV	1807.8	2.22	19686	40.38
TMPV	373.35	2.79	30633	27.95
BAJAJHLDNG	10623	1.08	3873	24.61
INDIGO	4479	0.89	24491	24.01

Short Buildup

Name	LTP	% Change	OI (Lots)	% OI Change
DABUR	447.8	-0.95	8164	21.20
PAYTM	1102.9	-1.04	10798	20.35
NAUKRI	939	-2.62	14584	16.94
NYKAA	270.85	-2.55	8809	16.34

Breakout Stocks (1 Month High)

Name	LTP	% Change	22 DAY HIGH
SAMMAANCAP	168.81	4.51	162.3
ADANIEN	2848.3	4.68	2805.9
POLYCAB	9398	1.26	9330
TMPV	372.8	2.64	370.4

Breakdown Stocks (1 Month Low)

Name	LTP	% Change	22 DAY LOW
DMART	4107	-0.67	4110.2
-	-	-	-
-	-	-	-
-	-	-	-

NIFTY 50 - STOCKS KEY LEVELS

SYMBOL	R1*	R2*	LTP*	S1*	S2*
ADANIEN	2893	2935	2849.7	2773	2696
ADANIPTS	1813	1823	1802.9	1793	1783
APOLLOHOSP	8440	8475	8404	8372	8339
ASIANPAINT	2677	2696	2657.8	2646	2634
AXISBANK	1319	1327	1311.2	1299	1286
BAJAJ-AUTO	10697	10903	10491	10358	10225
BAJAJFINSV	1818	1830	1807.4	1790	1772
BAJFINANCE	949	956	941.9	930	917
BEL	424	426	421.85	419	415
BHARTIARTL	1891	1906	1874.8	1861	1847
CIPLA	1423	1432	1413.9	1402	1389
COALINDIA	462	465	458	455	452
DRREDDY	1348	1365	1331.4	1307	1282
EICHERMOT	7492	7571	7414	7275	7137
ETERNAL	250	252	247.67	245	242
GRASIM	3200	3228	3171.6	3136	3100
HCLTECH	1175	1185	1165.7	1159	1153
HDFCBANK	791	796	786.85	779	771
HDFCLIFE	623	626	620	617	613
HINDALCO	1119	1139	1099.6	1081	1062
HINDUNILVR	2225	2254	2196.5	2180	2164
ICICIBANK	1300	1308	1291.8	1277	1263
INDIGO	4547	4592	4501.9	4448	4394
INFY	1180	1192	1168.5	1161	1154
ITC	306	307	303.95	302	301

*R1 - Resistance 1 | *R2 - Resistance 2 | *LTP – Last Traded Price | *S1 - Support 1 | *S2 - Support 2

NIFTY 50 - STOCKS KEY LEVELS

SYMBOL	R1*	R2*	LTP*	S1*	S2*
JIOFIN	244	245	241.74	240	238
JSWSTEEL	1297	1304	1289.4	1283	1277
KOTAKBANK	396	400	392.85	388	384
LT	4061	4088	4033.4	3984	3934
M&M	3171	3204	3139	3109	3079
MARUTI	13237	13304	13170	13102	13034
MAXHEALTH	1022	1044	1000.85	987	973
NESTLEIND	1432	1450	1413.6	1403	1392
NTPC	393	396	390.05	387	383
ONGC	289	292	284.95	283	281
POWERGRID	298	300	295.35	294	292
RELIANCE	1373	1379	1367	1359	1351
SBILIFE	1911	1921	1901.9	1886	1870
SBIN	976	982	969.6	961	952
SHRIRAMFIN	969	977	961.95	956	950
SUNPHARMA	1851	1862	1840.6	1827	1814
TATACONSUM	1197	1206	1187.2	1180	1172
TATASTEEL	212	213	210.22	209	208
TCS	2325	2342	2308.2	2292	2276
TECHM	1447	1458	1435.5	1423	1410
TITAN	4183	4206	4159.2	4123	4087
TMPV	376	379	373.25	368	363
TRENT	4345	4389	4300	4273	4245
ULTRACEMCO	11810	11894	11726	11628	11530
WIPRO	210	212	206.84	204	201

*R1 - Resistance 1 | *R2 - Resistance 2 | *LTP – Last Traded Price | *S1 - Support 1 | *S2 - Support 2

Our Research Team

Name	Email ID
Ajit Mishra	ajit.mishra@religare.com
Abhijeet Banerjee	abhijeet.banerjee@religare.com
Gaurav Sharma	gauravsharma2@religare.com
Ashwani Harit	ashwani.harit@religare.com
Divya Parmar	divya.parmar@religare.com
Rajan Gupta	rajan.gupta1@religare.com
Vivek Chandra	vivek.chandra@religare.com
Himanshu Gupta	himanshu.gupta1@religare.com

Before you use this research report, please ensure to go through the disclosure interalia as required under Securities and Exchange Board of India (Research Analysts) Regulations, 2014 and Research Disclaimer at the following link: www.religareonline.com/disclaimer

Specific analyst(s) specific disclosure(s) inter-alia as required under Securities and Exchange Board of India (Research Analysts) Regulations, 2014 is/are as under:

S.No.	Statement	Answer	
		Tick Appropriate	
		Yes	No
1.	I/we or any of my/our relative has any financial interest in the subject company? (If answer is yes, nature of interest is given below this table)		No
2.	I/we or any of my/our relatives, have actual/beneficial ownership of one per cent. or more securities of the subject company, at the end of the month immediately preceding the date of the research report or date of the public appearance?		No
3.	I/we or any of my/our relative, has any other material conflict of interest at the time of publication of the research report or at the time of the public appearance?		
4.	I/we have received any compensation from the subject company in the past twelve months?		No
5.	I/we have managed or co-managed public offering of securities for the subject company in the past twelve months?		No
6.	I/we have received any compensation for brokerage services from the subject company in the past twelve months?		No
7.	I/we have received any compensation or other benefits from the subject company or third party in connection with the research report?		No
8.	I/we have served as an officer, director or employee of the subject company?		No
9.	I/we have been engaged in market making activity for the subject company?		No

2014 is/are as under:

Statements of ownership and material conflicts of interest, compensation – Research Analyst (RA)

Nature of Interest [If answer to f (a) above conflicts is Yes

.....]

Name(s) with Signature(s) of RA(s).

[Please note that only in case of multiple RAs and if the answers differ inter-se between the RAs, then RA specific answer with respect to

Copyright: This document vests exclusively with RBL. This information should not be reproduced or redistributed or passed on directly or indirectly in any form to any other person or published, copied, in whole or in part, for any purpose, without prior written permission from RBL. We do not guarantee the integrity of any emails or attached files and are not responsible for any changes made to them by any other person.