



# *Daily* *Derivatives*

22 June, 2026

DERIVATIVES

**Key Indices**

Index	Close	Changes (%)
NIFTY	24013.10	-0.64
SENSEX	76802.90	-0.78
BANKNIFTY	57685.75	-0.48
INDIA VIX	12.97	2.35

**Market Outlook**

The Indian market witnessed some profit booking on Friday after five consecutive sessions of gains, with the benchmark Nifty 50 index ending the week at 24,013, registering an overall weekly gain of 1.65%. From the derivatives front, call writing intensified at the 24,200 strike, indicating a strong resistance zone, while put writing remained firm at the 23,900 and 23,800 strikes, suggesting a supportive base for the index in the near term. On the daily chart, the 100-DEMA continues to act as an immediate resistance zone, while the 50-DEMA remains a crucial support level on the downside. As long as the index sustains above the 23,800 mark, the positive momentum is likely to remain intact, with the potential to move towards the 24,500 level.



TRADE IDEA OF THE DAY -  
**SUN PHARMACEUTICAL**

**BUY 30 JUN 1820 CALL**

Entry Range	26 – 28
Target	60
Stop Loss	15

**Rationale**

- SUNPHARMA continues to exhibit a positive price structure, trading above both the 20-DEMA and 50-DEMA, which indicates that the broader bullish trend remains firmly intact. The recent rebound from the 50-DEMA reinforces buying interest at lower levels.
- The stock has witnessed a steady recovery after a brief corrective phase and reclaimed its crucial hurdle near 1800. A sustained breakout above this level could trigger fresh momentum and pave the way towards 1900–1950 zone.
- Momentum indicators are supporting the bullish bias, with the RSI gradually rising above the 50 mark, reflecting strengthening buying pressure. Additionally, the MACD has witnessed a positive crossover and is moving higher, signalling improving upward momentum.



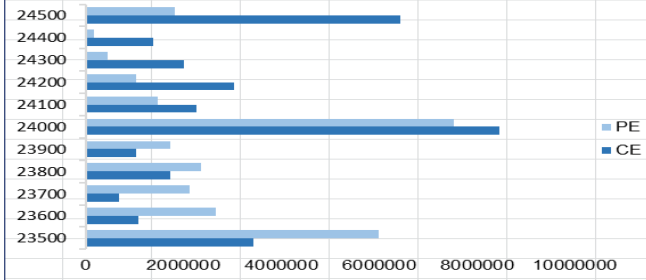
**NIFTY**

Nifty	24077.00
OI (In Lots)	256588
CHANGE IN OI (%)	1.01
PRICE CHANGE (%)	-0.48

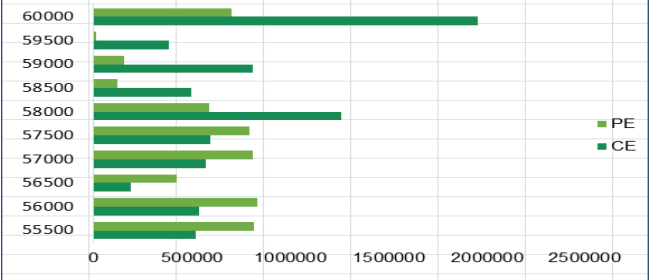
**BANKNIFTY**

Nifty	57838.00
OI (In Lots)	71747
CHANGE IN OI (%)	2.47
PRICE CHANGE (%)	-0.27

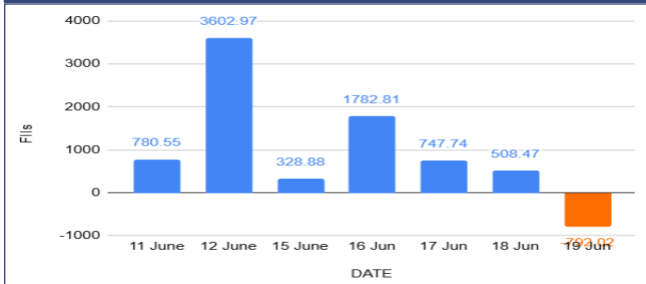
**NIFTY OI**



**BANKNIFTY OI**



**FII's Activity Index Futures**



**FII's Long Short Ratio**



**Long Buildup**

Name	LTP	% Change	OI (Lots)	% OI Change
GVT&D	5481	4.12	8857	13.65
BHARTIARTL	1907	1.57	118728	13.51
ICICIGI	1880.2	1.81	15069	9.18
BHARATFORG	2036.9	0.75	15859	8.45

**Short Buildup**

Name	LTP	% Change	OI (Lots)	% OI Change
COCHINSHIP	1460.8	-2.36	11439	13.28
INFY	1125.7	-2.80	241489	7.28
COLPAL	2018.9	-0.29	23734	5.83
NUVAMA	1716.8	-0.28	3976	4.77

**Breakout Stocks (1 Month High)**

Name	LTP	% Change	22 DAY HIGH
BDL	1374.8	4.63	1348.8
INDHOTEL	722.35	1.94	709.3
NAM-INDIA	1173.5	1.43	1160.7
POLYCAB	10085	1.69	9978

**Breakdown Stocks (1 Month Low)**

Name	LTP	% Change	22 DAY LOW
INFY	1051.6	-6.54	1110.3
-	-	-	-
-	-	-	-
-	-	-	-

## NIFTY 50 - STOCKS KEY LEVELS

SYMBOL	R1*	R2*	LTP*	S1*	S2*
ADANIANT	3057	3076	3038.4	3014	2990
ADANIPTS	1846	1857	1835.3	1827	1819
APOLLOHOSP	8540	8591	8489.5	8419	8349
ASIANPAINT	2751	2769	2732.9	2717	2701
AXISBANK	1364	1370	1357.9	1351	1345
BAJAJ-AUTO	10155	10243	10066	9957	9847
BAJAJFINSV	1778	1787	1769.4	1756	1743
BAJFINANCE	971	981	961.8	953	944
BEL	431	435	426.9	424	421
BHARTIARTL	1930	1949	1910.8	1880	1848
CIPLA	1361	1369	1351.8	1345	1338
COALINDIA	455	458	451.3	448	445
DRREDDY	1278	1283	1272.1	1264	1255
EICHERMOT	7679	7747	7611	7522	7433
ETERNAL	268	272	264.3	258	251
GRASIM	3168	3186	3149.5	3131	3112
HCLTECH	1148	1164	1131.7	1103	1075
HDFCBANK	787	795	779.8	774	769
HDFCLIFE	596	599	591.85	586	580
HINDALCO	1023	1036	1010	991	972
HINDUNILVR	2210	2226	2194.6	2179	2164
ICICIBANK	1355	1364	1346.5	1335	1323
INDIGO	5048	5075	5021.5	4981	4941
INFY	1068	1085	1051.4	1032	1013
ITC	295	298	292.5	289	286

\*R1 - Resistance 1 | \*R2 - Resistance 2 | \*LTP – Last Traded Price | \*S1 - Support 1 | \*S2 - Support 2

## NIFTY 50 - STOCKS KEY LEVELS

SYMBOL	R1*	R2*	LTP*	S1*	S2*
JIOFIN	247	249	244.45	242	240
JSWSTEEL	1299	1311	1287.7	1272	1255
KOTAKBANK	403	406	399.25	397	395
LT	4231	4252	4209.4	4175	4140
M&M	3117	3159	3074.8	3046	3017
MARUTI	13484	13572	13395	13330	13264
MAXHEALTH	1105	1116	1094.75	1082	1069
NESTLEIND	1425	1436	1414.8	1399	1384
NTPC	369	373	365.8	361	357
ONGC	248	249	246.25	244	242
POWERGRID	294	296	292.25	289	286
RELIANCE	1330	1351	1309.5	1297	1285
SBILIFE	1814	1828	1800.2	1787	1773
SBIN	1042	1048	1035.1	1029	1023
SHRIRAMFIN	1009	1016	1001.9	994	985
SUNPHARMA	1847	1856	1838.3	1825	1812
TATACONSUM	1119	1126	1111.5	1104	1096
TATASTEEL	200	201	198.96	197	195
TCS	2155	2186	2125	2077	2030
TECHM	1437	1463	1409.6	1363	1317
TITAN	4454	4489	4419.9	4373	4326
TMPV	363	367	359.5	356	353
TRENT	3236	3267	3205.8	3158	3109
ULTRACEMCO	11462	11557	11367	11286	11205
WIPRO	183	186	180.8	177	172

\*R1 - Resistance 1 | \*R2 - Resistance 2 | \*LTP – Last Traded Price | \*S1 - Support 1 | \*S2 - Support 2

### Our Research Team

Name	Email ID
Ajit Mishra	<a href="mailto:ajit.mishra@religare.com">ajit.mishra@religare.com</a>
Abhijeet Banerjee	<a href="mailto:abhijeet.banerjee@religare.com">abhijeet.banerjee@religare.com</a>
Gaurav Sharma	<a href="mailto:gauravsharma2@religare.com">gauravsharma2@religare.com</a>
Ashwani Harit	<a href="mailto:ashwani.harit@religare.com">ashwani.harit@religare.com</a>
Divya Parmar	<a href="mailto:divya.parmar@religare.com">divya.parmar@religare.com</a>
Rajan Gupta	<a href="mailto:rajan.gupta1@religare.com">rajan.gupta1@religare.com</a>
Vivek Chandra	<a href="mailto:vivek.chandra@religare.com">vivek.chandra@religare.com</a>
Himanshu Gupta	<a href="mailto:himanshu.gupta1@religare.com">himanshu.gupta1@religare.com</a>

Before you use this research report, please ensure to go through the disclosure interalia as required under Securities and Exchange Board of India (Research Analysts) Regulations, 2014 and Research Disclaimer at the following link: [www.religareonline.com/disclaimer](http://www.religareonline.com/disclaimer)

Specific analyst(s) specific disclosure(s) inter-alia as required under Securities and Exchange Board of India (Research Analysts) Regulations, 2014 is/are as under:

S.No.	Statement	Answer	
		Tick Appropriate	
		Yes	No
1.	I/we or any of my/our relative has any financial interest in the subject company? (If answer is yes, nature of interest is given below this table)		No
2.	I/we or any of my/our relatives, have actual/beneficial ownership of one per cent. or more securities of the subject company, at the end of the month immediately preceding the date of the research report or date of the public appearance?		No
3.	I/we or any of my/our relative, has any other material conflict of interest at the time of publication of the research report or at the time of the public appearance?		
4.	I/we have received any compensation from the subject company in the past twelve months?		No
5.	I/we have managed or co-managed public offering of securities for the subject company in the past twelve months?		No
6.	I/we have received any compensation for brokerage services from the subject company in the past twelve months?		No
7.	I/we have received any compensation or other benefits from the subject company or third party in connection with the research report?		No
8.	I/we have served as an officer, director or employee of the subject company?		No
9.	I/we have been engaged in market making activity for the subject company?		No

2014 is/are as under:

Statements of ownership and material conflicts of interest, compensation – Research Analyst (RA)

Nature of Interest [If answer to f (a) above conflicts is Yes

.....]

Name(s) with Signature(s) of RA(s).

[Please note that only in case of multiple RAs and if the answers differ inter-se between the RAs, then RA specific answer with respect to

**Copyright:** This document vests exclusively with RBL. This information should not be reproduced or redistributed or passed on directly or indirectly in any form to any other person or published, copied, in whole or in part, for any purpose, without prior written permission from RBL. We do not guarantee the integrity of any emails or attached files and are not responsible for any changes made to them by any other person.