



Daily Derivatives

17 December, 2025

DERIVATIVES

17 December 2025

Key Indices

Index	Close	Changes (%)
NIFTY	25860.10	-0.64
SENSEX	84679.86	-0.63
BANKNIFTY	59034.60	-0.72
INDIA VIX	10.05	-1.85

Market Outlook

Nifty continues to trade in a narrow consolidation band, with price oscillating around the 25,850–25,900 zone after failing to sustain above the falling trendline. The index is holding above the key support near 25,700, but repeated rejections near 26,100–26,250 indicate strong overhead supply. The short-term trend remains sideways to mildly negative as long as Nifty stays below the trendline resistance. RSI is hovering below 50, reflecting weak momentum and lack of buying conviction. A decisive break below 25,700 could accelerate downside, while only a sustained move above 26,000 would improve sentiment meaningfully.



TRADE IDEA OF THE DAY - BPCL

Buy December Future

Entry Range	367-370
Target Range	380
Stop Loss	363



Rationale

- BPCL has broken above the short-term downward sloping channel, indicating an end to the corrective phase and the start of a fresh upward move.
- The stock is holding firmly above the 360 support zone, which earlier acted as strong resistance. This role reversal improves the risk-reward for fresh longs.
- Price is trading above the 20-day moving average, suggesting short-term trend strength and continued buying interest on minor dips.
- RSI has reversed higher from the 50 area, signalling improving momentum without entering overbought territory, leaving room for further upside.

17 December 2025

Daily Derivatives

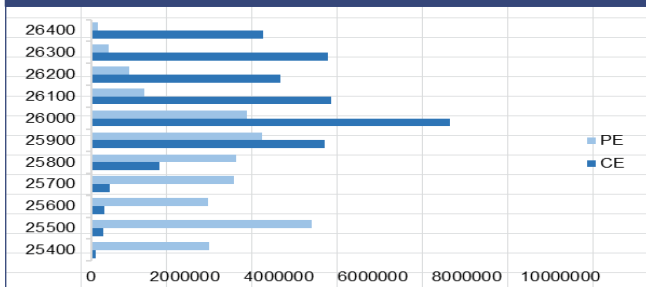
NIFTY

Nifty	25932.00
OI (In contracts)	216459
CHANGE IN OI (%)	2.26
PRICE CHANGE (%)	-0.68

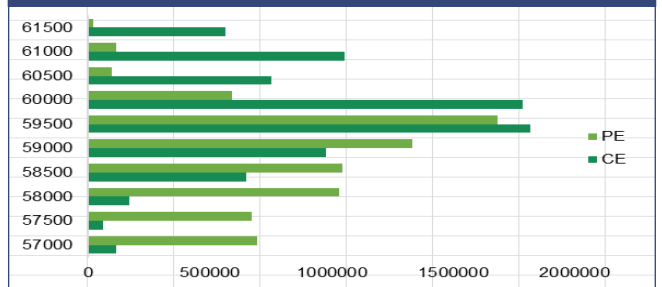
BANKNIFTY

Nifty	59231.80
OI (In contracts)	53782
CHANGE IN OI (%)	10.25
PRICE CHANGE (%)	-0.75

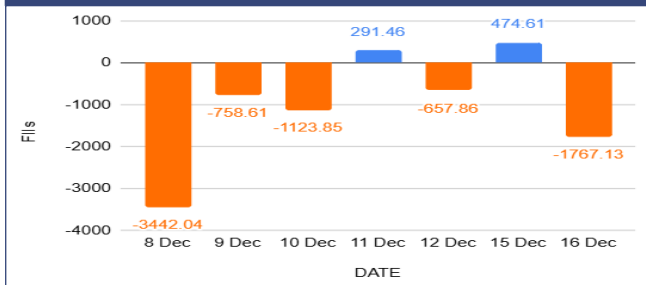
NIFTY OI



BANKNIFTY OI



FIIs Activity Index Futures



FIIs Long Short Ratio



Long Buildup

Name	Price	Price %	OI	OI%
SUPREMEIND	3400.9	3.40	2157925	7.38
VEDL	574.8	4.46	113087550	5.98
TITAN	3934	1.57	9008650	5.16
GODREJCP	1184.5	1.40	10253000	4.01

Short Buildup

Name	Price	Price %	OI	OI%
BDL	1351.7	-4.09	4449900	12.57
HDFCAMC	2588.9	-1.11	4601400	9.74
AXISBANK	1222.7	-5.00	73585625	9.15
JUBLFOOD	560.9	-3.25	20458750	8.25

Breakout Stocks (1 Month High)

Name	LTP	22 DAY HIGH	%
VEDL	570.85	552.4	3.34
GODREJCP	1184.2	1176.4	0.66
ASHOKLEY	166.25	166.1	0.09
BRITANNIA	6077	6072	0.08

Breakdown Stocks (1 Month Low)

Name	LTP	22 DAY LOW	%
SOLARINDS	11930	12203	-2.24
BDL	1356	1382.6	-1.92
JUBLFOOD	561.05	571.5	-1.83
MANKIND	2114.1	2139	-1.16

17 December 2025

Daily
Derivatives

NIFTY 50 - STOCKS KEY LEVELS

SYMBOL	R1*	R2*	PP*	S1*	S2*
ADANIENT	2272	2297	2252	2228	2208
ADANIPTS	1510	1520	1502	1491	1484
APOLLOHOSP	7125	7198	7075	7002	6952
ASIANPAINT	2807	2824	2792	2775	2760
AXISBANK	1259	1299	1238	1198	1177
BAJAJ-AUTO	9060	9113	8976	8923	8839
BAJAJFINSV	2059	2083	2044	2020	2005
BAJFINANCE	1007	1016	1002	993	988
BEL	391	394	388	385	382
BHARTIARTL	2116	2129	2093	2079	2056
CIPLA	1507	1514	1502	1494	1489
COALINDIA	384	387	381	379	376
DRREDDY	1285	1292	1278	1271	1264
EICHERMOT	7110	7159	7073	7024	6987
ETERNAL	294	304	288	279	273
GRASIM	2826	2853	2806	2779	2760
HCLTECH	1674	1696	1660	1637	1623
HDFCBANK	999	1003	994	990	986
HDFCLIFE	777	790	770	757	750
HINDALCO	844	852	838	831	824
HINDUNILVR	2297	2313	2287	2271	2260
ICICIBANK	1371	1377	1363	1358	1350
INDIGO	5000	5026	4976	4950	4925
INFY	1602	1611	1594	1585	1576
ITC	405	408	403	400	398

*R1 - Resistance 1 | *R2 - Resistance 2 | *PP - Pivot Point | *S1 - Support 1 | *S2 - Support 2

NIFTY 50 - STOCKS KEY LEVELS

SYMBOL	R1*	R2*	PP*	S1*	S2*
JIOFIN	298	300	296	294	292
JSWSTEEL	1104	1126	1092	1071	1059
KOTAKBANK	2194	2205	2183	2171	2160
LT	4095	4126	4073	4042	4020
M&M	3644	3666	3611	3588	3555
MARUTI	16430	16506	16375	16299	16244
MAXHEALTH	1087	1101	1078	1064	1055
NESTLEIND	1258	1276	1246	1229	1217
NTPC	324	326	321	319	317
ONGC	235	237	233	230	228
POWERGRID	263	265	261	259	257
RELIANCE	1550	1557	1544	1537	1531
SBILIFE	2052	2068	2036	2021	2005
SBIN	967	974	963	956	952
SHRIRAMFIN	856	863	849	842	836
SUNPHARMA	1789	1797	1784	1776	1770
TATACONSUM	1180	1190	1167	1157	1143
TATASTEEL	172	174	171	168	167
TCS	3220	3234	3205	3191	3177
TECHM	1584	1590	1574	1569	1559
TITAN	3969	4008	3898	3859	3789
TMPV	349	352	346	343	341
TRENT	4140	4171	4113	4082	4054
ULTRACEMCO	11649	11769	11579	11459	11389
WIPRO	261	263	260	258	257

*R1 - Resistance 1 | *R2 - Resistance 2 | *PP - Pivot Point | *S1 - Support 1 | *S2 - Support 2

Our Research Team

Name	Email ID
Ajit Mishra	ajit.mishra@religare.com
Abhijeet Banerjee	abhijeet.banerjee@religare.com
Gaurav Sharma	gauravsharma2@religare.com
Ashwani Harit	ashwani.harit@religare.com
Divya Parmar	divya.parmar@religare.com
Rajan Gupta	rajan.gupta1@religare.com
Vivek Chandra	vivek.chandra@religare.com
Himanshu Gupta	himanshu.gupta1@religare.com
Vishvajeet Singh	vishvajeet.singh1@religare.com

17 December 2025

Daily Derivatives

Before you use this research report, please ensure to go through the disclosure interalia as required under Securities and Exchange Board of India (Research Analysts) Regulations, 2014 and Research Disclaimer at the following link: www.religareonline.com/disclaimer

Specific analyst(s) specific disclosure(s) inter-alia as required under Securities and Exchange Board of India (Research Analysts) Regulations, 2014 is/are as under:

S.No.	Statement	Answer	
		Tick Appropriate	
		Yes	No
1.	I/we or any of my/our relative has any financial interest in the subject company? (If answer is yes, nature of interest is given below this table)		No
2.	I/we or any of my/our relatives, have actual/beneficial ownership of one per cent. or more securities of the subject company, at the end of the month immediately preceding the date of the research report or date of the public appearance?		No
3.	I/we or any of my/our relative, has any other material conflict of interest at the time of publication of the research report or at the time of the public appearance?		
4.	I/we have received any compensation from the subject company in the past twelve months?		No
5.	I/we have managed or co-managed public offering of securities for the subject company in the past twelve months?		No
6.	I/we have received any compensation for brokerage services from the subject company in the past twelve months?		No
7.	I/we have received any compensation or other benefits from the subject company or third party in connection with the research report?		No
8.	I/we have served as an officer, director or employee of the subject company?		No
9.	I/we have been engaged in market making activity for the subject company?		No

2014 is/are as under:

Statements of ownership and material conflicts of interest, compensation – Research Analyst (RA)

Nature of Interest [If answer to f (a) above conflicts is Yes

.....]

Name(s) with Signature(s) of RA(s).

[Please note that only in case of multiple RAs and if the answers differ inter-se between the RAs, then RA specific answer with respect to

Copyright: This document vests exclusively with RBL. This information should not be reproduced or redistributed or passed on directly or indirectly in any form to any other person or published, copied, in whole or in part, for any purpose, without prior written permission from RBL. We do not guarantee the integrity of any emails or attached files and are not responsible for any changes made to them by any other person.