motilal oswal Financial Services

10 March 2026
Company Update | Sector: Metals

JSW Steel

BSE SENSEX	S&P CNX
78,206	24,262

Stock Info

Bloomberg	JSTL IN
Equity Shares (m)	2445
M.Cap.(INRb)/(USDb)	2969.5 / 32.3
52-Week Range (INR)	1285 / 905
1, 6, 12 Rel. Per (%)	4/13/12
12M Avg Val (INR M)	1932
Free float (%)	54.7

Financials Snapshot (INR b)

Y/E MARCH	2026	2027E	2028E
Sales	1,840	2,133	2,319
EBITDA	304	417	476
Adj. PAT	82	176	222
EPS Gr. (%)	114.4	114.5	25.8
BV/Sh. (INR)	359	427	515
Ratios			
Net D:E	0.9	0.7	0.5
RoE (%)	9.8	18.4	19.3
RoCE (%)	8.6	12.0	13.3
Payout (%)	10.0	4.8	3.9
Valuations			
P/E (x)	32.1	16.9	13.4
P/BV (x)	3.2	2.9	2.4
EV/EBITDA(x)	12.1	8.9	7.6
Div. Yield (%)	0.3	0.3	0.3

Shareholding pattern (%)

As On	Dec-25	Sep-25	Dec-24
Promoter	45.3	45.3	44.9
DII	11.6	11.4	11.1
FII	25.6	25.7	25.8
Others	17.6	17.6	18.2

FII Includes depository receipts

Stock performance (one-year)

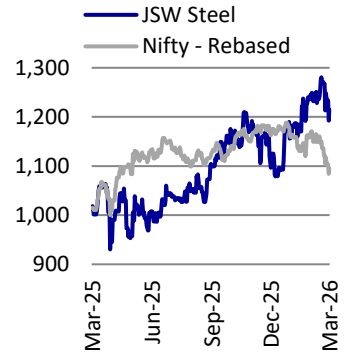

CMP: INR1214 TP: INR1400 (+15%) Buy

Favorable macros to support margin recovery; long-term growth backed by capacity expansion

Volume growth through strategic capacity expansion

- JSW Steel (JSTL) has outlined a structured expansion roadmap targeting ~56MTPA crude steel capacity by FY31 (India ex-BPSL: 50MTPA). The 5MTPA integrated steel plant at Jagatsinghpur (Odisha) remains the cornerstone project, comprising BF, SMS, and HSM (900–2,150mm) with ~350MW CPP. The coastal location, with port connectivity and a slurry pipeline, ensures logistics efficiency. Phase-II scalability to 13.2MTPA is embedded upfront, lowering future capex intensity.
- The 5MTPA JVML facility is fully ramped up, and the BF-3 upgrade (shutdown initiated in end-Sep'25) will add ~1.5MTPA by 4QFY26, supporting incremental volumes from FY27 onward.
- The expansion of the Dolvi facility from 10MTPA to 15MTPA (capex ~INR210b; completion by Sep'27) is expected to strengthen the company's positioning in Western India and in export markets. Additionally, the 1MTPA EAF at Kadapa (INR38b; commissioning by FY29) will enhance the long-product portfolio and provide decarbonization optionality.
- The company plans ~INR1t of investment over 4–5 years (FY26 capex guided at INR150–160b; INR100b spent in 9MFY26), covering Odisha Phase-I, Dolvi Phase-III, downstream VAP, mining, and renewable energy (RE). Funding will be supported by internal accruals, INR320b proceeds from BPSL, and disciplined leverage management.

Cost leadership via resource optimization and raw material security

- The company is accelerating backward integration to structurally lower input volatility and support its ~50MTPA capacity target by FY31. Iron ore captive sourcing is expected to range in 30-40% in 2HFY26, with a long-term target of ~50%. Incremental iron ore volumes are expected from three Karnataka mines (~4mt from 1QFY27) and Goa mines (~3.7mt across FY26-27), while 2 x 8MTPA pellet plants in Odisha (by FY28) will further enhance integration.
- On coking coal, the company has secured domestic blocks in Jharkhand (2.2MTPA), which is expected to ramp up in 2-3 years. Internationally, the company has increased its stake to 30% in Illawarra Metallurgical Coal (~1.2MTPA offtake of PLV coal) and is pursuing the Minas de Revuboè project (Mozambique) to secure high-grade supplies, improving sourcing diversification.
- Logistics integration is being strengthened via a 302km (30MTPA) slurry pipeline by FY27, linking the Nuagaon mines to the Jagatsinghpur plant. Additionally, the company is developing the 30MTPA Jatadhar Port by FY27 to increase port throughput, along with expanding dedicated rail capacity.
- Additionally, renewable integration is scaling up, with ~1GW of installed capacity and Board approval for 2.5GW of RE capacity along with 320MWh of battery storage, supporting decarbonization and long-term energy cost optimization.

Alok Deora: Research analyst (Alok.Deora@MotilalOswal.com)
Sonu Upadhyay: Research analyst (Sonu.Upadhyay@motilaloswal.com)

Investors are advised to refer through important disclosures made at the last page of the Research Report.
Motilal Oswal research is available on www.motilaloswal.com/Institutional-Equities, Bloomberg, Thomson Reuters, Factset and S&P Capital.

Premiumization through VASP portfolio enhancement

- JSTL continues to shift toward higher-margin value-added and special products (VASP), which contributed ~67% (ex-JVML) to 3QFY26 volume.
- At Vijayanagar, key downstream projects include a 0.4MTPA Continuous Galvanising Line (Jun'28 target) focused on high-strength automotive grades and a 0.55MTPA CRNO electrical steel plant (Mar'28 target). Additional expansions include tinplate and galvanized/galvalume capacities, along with EAF-based green steel projects.
- While current production at JVML Vijayanagar remains relatively higher upstream, the commissioning of downstream facilities will progressively increase the share of high-value products, strengthening margins.

Valuation and outlook

- We believe JSTL is well-placed with new capacities coming on-stream, strong domestic demand, and a rising share of value-added proportion in the sales mix. Its focus on increasing the captive share of iron ore and improving coal linkages will support earnings.
- Going forward, we estimate double-digit revenue growth over FY26-FY28, driven by the ramp-up of new capacity and price recovery led by safeguard duty. Further, as input costs are expected to remain steady, we believe EBITDA/t will rebound to ~INR13,500/t in FY27/28E on account of domestic steel price recovery, led by safeguard duty.
- Strong margins will enable JSTL to generate a strong CFO to fund the expansion plan of INR150-200b annually over FY26-29E. JSTL's net debt/EBITDA stood at 2.9x as of 3QFY26, which we expect to decline further by FY28, supported by robust operating performance.
- **At CMP, JSTL trades at 7.6x FY28E EV/EBITDA, and we reiterate our BUY rating on the stock with a TP of INR1,400 (premised on 9x EV/EBITDA on Sep'27 estimate).**

Story in Charts

Exhibit 1: Steady capacity addition will maintain headroom

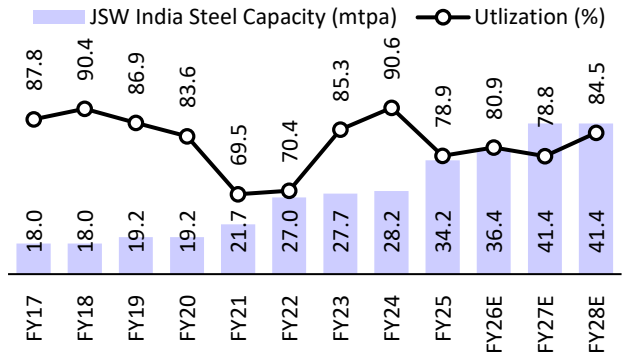

Exhibit 2: Sales volumes expected to hit ~30mt by FY27

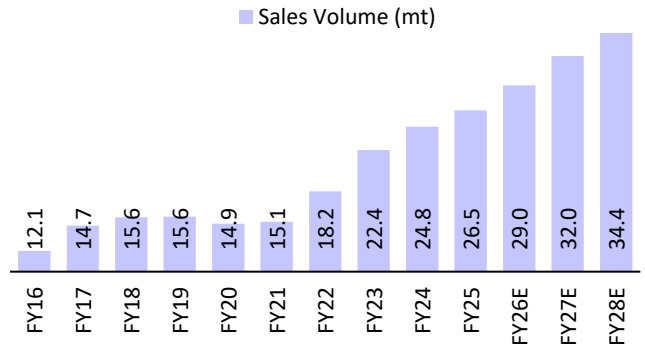

Exhibit 3: Consol. EBITDA/t is expected to rebound to INR13,000/t in FY27-28

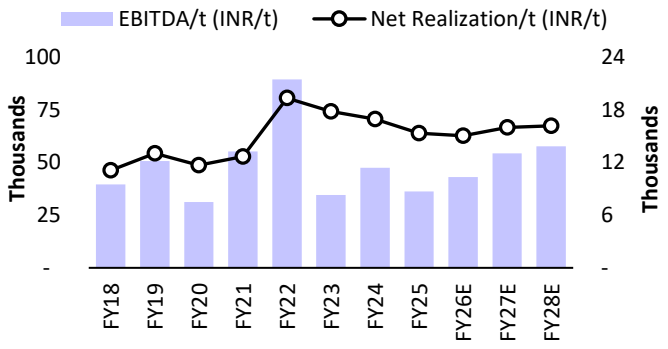

Exhibit 4: Domestic steel prices (INR/t) recovered in 4Q, supported by the definitive safeguard duty

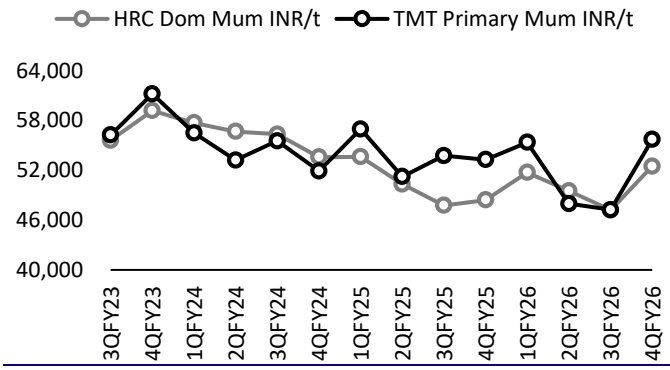

Exhibit 5: Input cost contributes 70% of overall cost

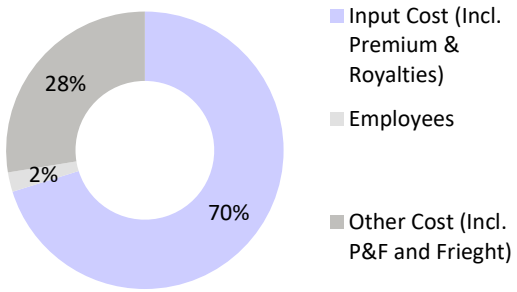

Exhibit 6: Costs for JSTL expanded at 5% CAGR over FY15-25

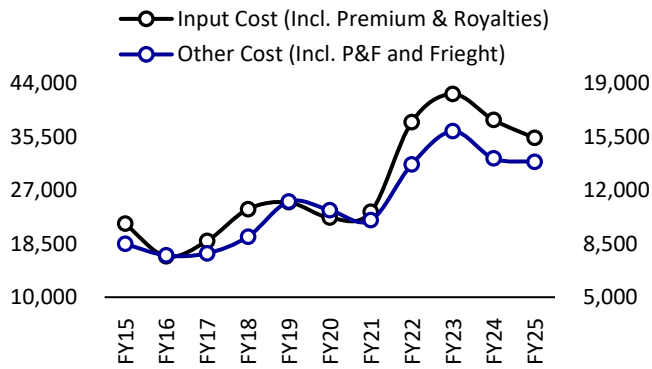

Exhibit 7: ROE (%) and ROCE (%) set to improve in FY26-28E

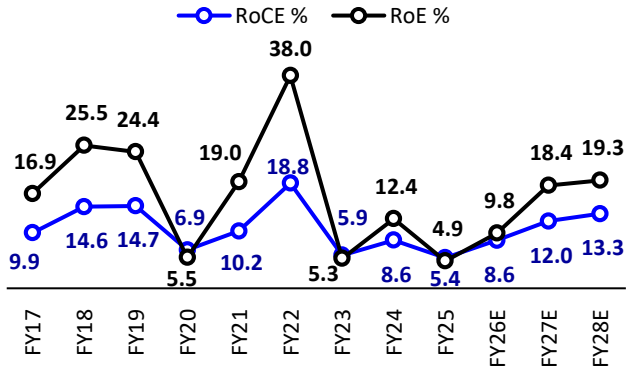

Exhibit 8: Net debt/EBITDA to decline below LTA 2.5x

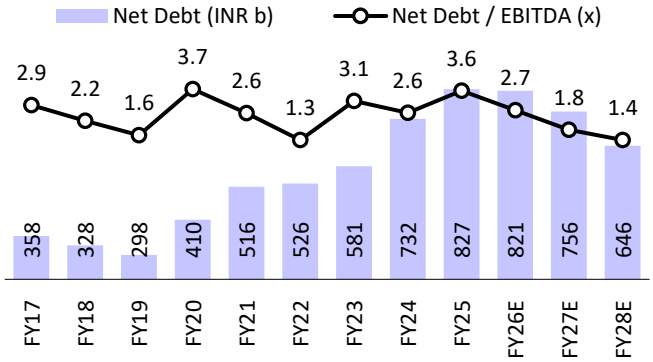

Volume growth via strategic capacity expansion

- JSTL outlined an aggressive yet structured expansion and capital expenditure roadmap, targeting an overall capacity of ~56MTPA by FY31, with India capacity (ex-BPSL) reaching 50MTPA. This planned scale-up will support JSTL in delivering sustained volume growth in the long run.
- The company's growth strategy is anchored on the 5MTPA Greenfield integrated steel plant at Jagatsinghpur, Odisha. The project includes a blast furnace (5MTPA), steel melting shop (6MTPA), hot strip mill (6MTPA with a width range of 900-2,150mm), and a ~350MW captive power plant, and is strategically located near the coast with port connectivity and slurry pipeline infrastructure to ensure logistics efficiency. Importantly, the site has been designed to scale up to 13.2MTPA in Phase 2, with enabling infrastructure being built upfront to lower future expansion costs.

Exhibit 9: JSTL capacity expansion plan to 50MTPA in India by FY31 (ex-BPSL)

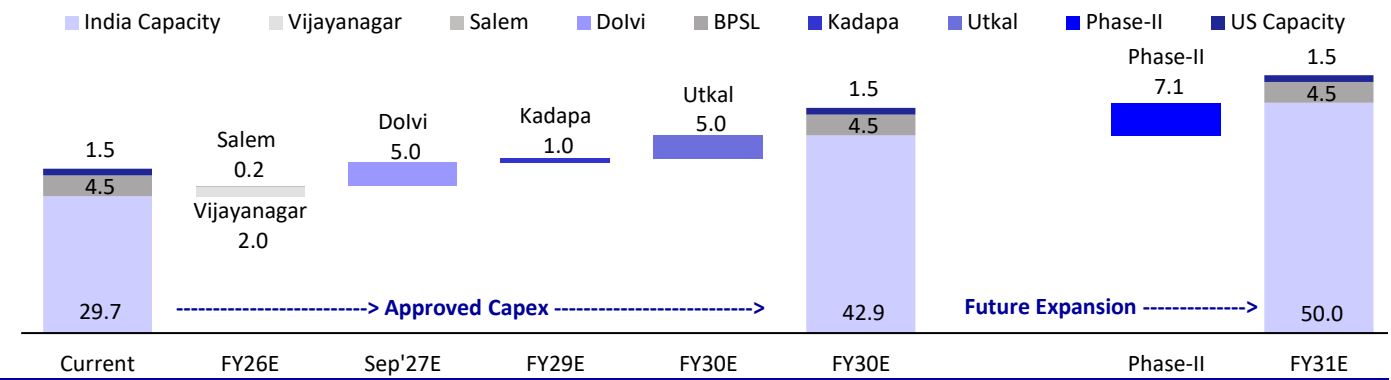

Note: Phase-II expansion is subject to board approval.

Source: MOFSL, Company

- The Vijayanagar complex remains a core growth engine, with the 5MTPA JVML facility ramped up fully and the BF-3 upgrade expected to add an incremental capacity of 1.5MTPA by 4QFY26. The planned shutdown and expansion of BF-3 commenced at the end of Sep'25 and is expected to support volume growth from FY27 onward.
- In parallel, Dolvi is being expanded from 10MTPA to 15MTPA at an estimated cost of ~INR210b, with completion expected by Sep'27. This project strengthens the company's western India footprint and enhances its ability to serve domestic and export markets through port-based advantages. Moreover, JSTL has planned to set up a 1MTPA EAF capacity at Kadapa (along with a section mill), entailing a total investment of INR38b and targeting commissioning by FY29.
- The company plans to invest nearly INR1t over the next 4–5 years, with FY26 capex guided at INR150-160b (INR100b already incurred in 9MFY26), covering Odisha Phase-I, Dolvi Phase-III, downstream value-added additions, mining development, and RE integration.
- Management highlighted that funding will be supported by internal accruals from higher volumes, proceeds from the BPSL transaction (INR320b cash inflow), and disciplined leverage management.

Exhibit 10: Steady capacity addition will maintain headroom

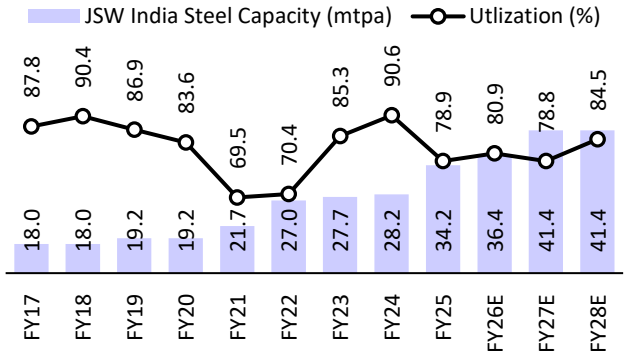

Source: MOFSL, Company

Exhibit 11: Sales volumes expected to hit ~30mt by FY27

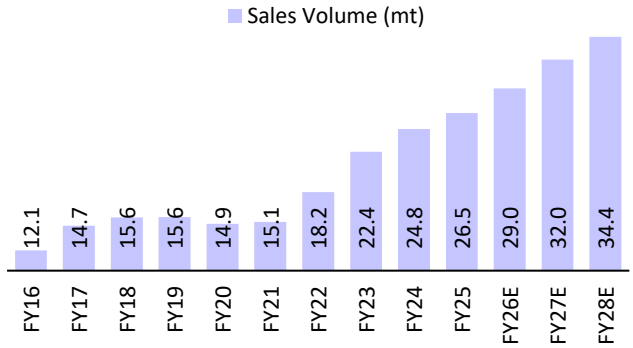

Source: MOFSL, Company

Exhibit 12: JSTL plans to invest nearly INR1t over the next 4–5 years, with FY26 capex guided at INR150-160b

Particulars	INR b	Comment
Capex carried forward as of Apr'25 (incl. creditors & acceptances)	478	❖ Reduced INR19.8b for the transfer of the slurry pipeline to JSW Infra in FY25
New projects approved since 1st Apr'25		
Dolvi 5 mtpa (additional facilities)	32	
Kadapa 1 mtpa EAF & section mill	38	
Odisha 5 mtpa ISP & enabling infrastructure	316	❖ New approval
Mining & cost saving projects	88	❖ Incl. approval of INR31.85b for Mozambique mine project-II
Value-added product facilities	112	❖ Incl. approval of INR11.58b for 0.2MTPA Tinplate & 0.36MTPA CGL Rajpura
Sustenance capex	48	
Less: Capex spent (ex-capex acceptances of INR9.66b) during 9MFY26	(100)	
Total Approved Capex	**1,012**	

Source: MOFSL, Company

Cost leadership via resource optimization and improved raw material security

JSTL continues to strengthen its raw material security as a core pillar of its long-term cost competitiveness strategy. The company has guided to secure nearly 50% of its iron ore requirement from captive sources and around 25% of its coking coal needs through owned or long-term linked assets by FY31. This improved raw material integration, combined with logistics infrastructure such as slurry pipelines and port connectivity, will structurally lower conversion costs and strengthen EBITDA resilience during down cycles. While the immediate benefits of these cost-saving measures may be difficult to fully comprehend, in the long run, they are expected to position JSTL's Indian operations as a structural cost leader within the industry.

Exhibit 13: Near-to-medium term EBITDA/t to rebound over improved NSR; cost-saving measures to provide long-term support

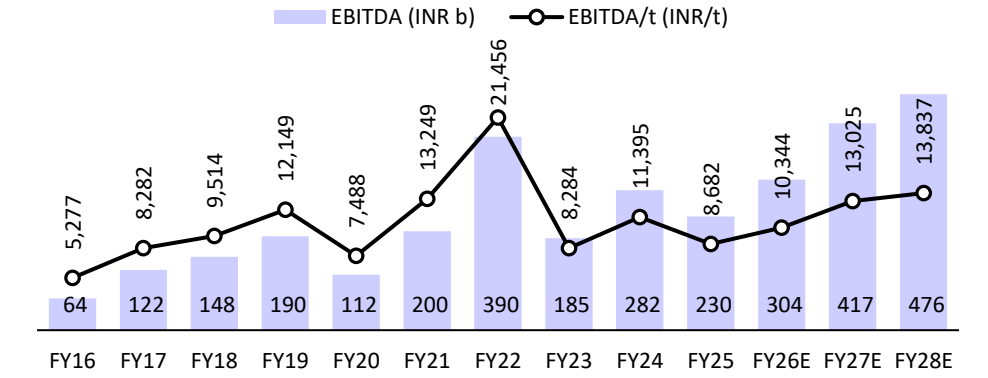

Source: MOFSL, Company

Optimizing raw material sourcing and security

Iron ore:

- JSTL has secured ~23 iron ore mines, totaling ~1.62bt in reserves. Of this, the company operated 12 captive mines (nine in Karnataka and three in Odisha) as of 2QFY26, with captive iron ore contributing ~30% of total requirements.
- The sourcing mix is likely to range in 30-40% in 2HFY26, and annualized captive sourcing could reach ~23mt (~36% of the total iron ore requirement). In the longer run, the company targets captive sourcing to reach ~50%, reducing external supplier dependency and mitigating price fluctuations.
- Additional volumes are expected from three new Karnataka mines starting in 1QFY27 (~4mt) and three Goa mines (Kundam mine to start in 3QFY26 and Sulla/Kodli mines by 2HFY27), contributing about 3.7MT over FY26-27. At the Odisha expansion, the company has planned 2 x 8MTPA pellet plants, expected to be commissioned by FY28, which will enhance raw material integration and efficiency.

Coking coal:

- On coking coal, while India remains structurally import-dependent, the company continues to diversify sourcing geographies. JSTL's portfolio includes three coking coal mines in Jharkhand - Moitra Coal Block (1MTPA), Parbatpur Central Coal Mine (0.9MTPA), and Sitanala Coal Mine (0.3MTPA), expected to be operational progressively over the next 2-3 years.

- In addition, it has secured 2.06MTPA of long-term coking coal linkage and washery plant (Dugda coal washery), with a 2MTPA of fuel supply agreement linkage.
- Internationally, it has increased its stake in the Irawara coking coal asset in Australia to 30% from 20%, ensuring proportional offtake of premium low volatile (PLV) coal. Illawarra Metallurgical Coal owns and operates two metallurgical coal mines in New South Wales, Australia – the Appin and Dendrobium mines combined have an annual estimate offtake capacity of ~1.2MTPA.
- Further, the company is in the process of acquiring the Minas de Revuboè project in Mozambique to secure high-grade coal supplies.

Exhibit 14: Input cost contributes 70% of the overall cost

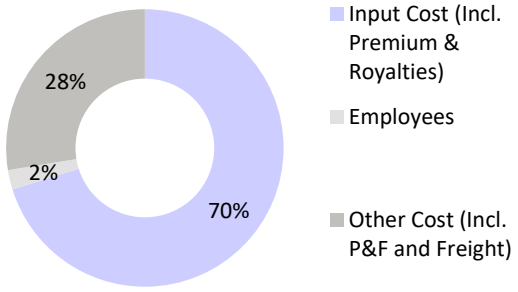

Source: MOFSL, Company

Exhibit 15: Major cost for JSTL grew at 5% CAGR over FY15-25

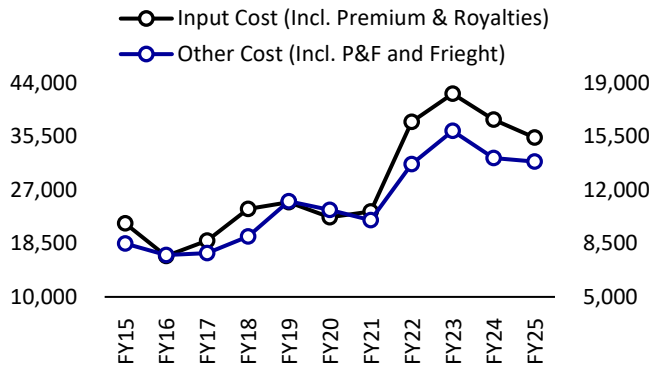

Source: MOFSL, Company

Enhancing logistics efficiency via slurry pipelines, port handling capacity, and railway logistics

- Optimizing logistics will be critical for a cost competitiveness strategy, especially as the company is scaling toward ~50MTPA capacity by FY31.
- A key initiative is the 302-km slurry pipeline (with 30MTPA capacity) development, connecting Nuagaon Mine iron ore mines to the upcoming Jagatsinghpur, Odisha, steel plant, which is targeted for commissioning by FY27. Slurry pipelines typically offer lower per-ton transportation costs and improved reliability during peak seasons compared to conventional modes.
- The Odisha steel plant (expansion target till 13.2MTPA) offers strong logistical advantages due to its proximity to the coast, with the 30MTPA Jatadhar Port currently under development and targeted to be operational by FY27.
- JSTL already uses multiple ports for its operations and plans to increase handling capacity at ports via higher throughput capacity for iron ore, coking coal, and finished steel. Similarly, the company plans to expand the rail rake fleet by increasing dedicated rail rakes. It is also setting up dedicated railway sidings at plant locations to leverage DFC and operational/cost efficiency.

RE integration to reduce carbon footprint and operational costs

- JSTL is actively integrating RE into its operations to reduce its carbon footprint and support its decarbonization roadmap.
- As of 3QFY26, the company had installed 1GW of RE capacity, and the Board has approved a total of 2.5GW of renewable generation capacity, along with 320 MWh of battery storage capacity, to improve grid stability and energy dispatch flexibility.

Premiumization through value-added portfolio enhancement

- In addition to ongoing expansion plans, the company indicated several downstream and supporting projects to increase the share of VASP. In 3Q, value-added products contributed ~61% of total sales volume, reflecting a continued shift toward higher-margin segments such as automotive steel, coated products, electrical steel, tinplate, and specialty grades.
- At Vijayanagar, a 0.4MTPA Continuous Galvanising Line focused on high-strength automotive grade steel is under implementation, with commissioning expected by Jun'28, along with a 0.55MTPA CRNO (Cold Rolled Non-Oriented) electrical steel plant expected by Mar'28.
- Further, downstream investments include tinplate and galvanized/galvalume capacity expansions, as well as EAF-based projects aimed at producing greener steel. The strategy is to move up the value chain by increasing exposure to advanced high-strength steel (AHSS), automotive outer panels, appliance-grade steel, and RE applications.
- Management also noted that at JVML Vijayanagar, while volume contribution has been improving, the current production mix includes more upstream products until downstream facilities are fully commissioned, which will increase the share of high-value items over time.

Exhibit 16: In 3Q, VASP share stood at 61% of total sales (vs 67% Ex-JVML volume)

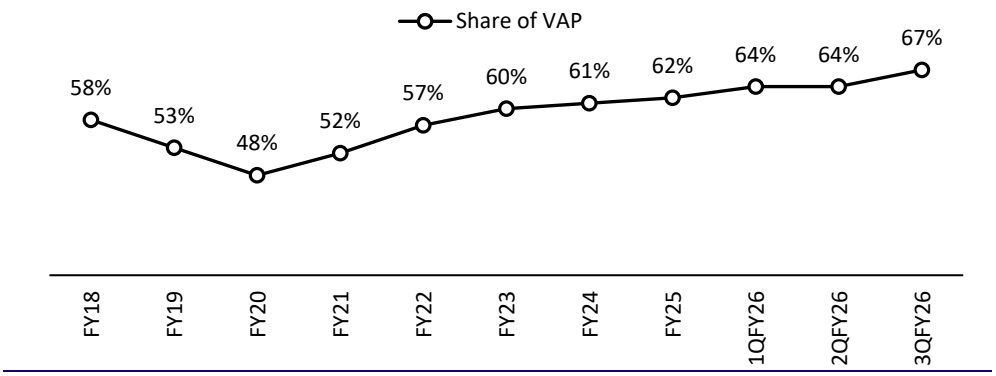

Source: MOFSL, Company

Exhibit 17: Branded product contribution to total retail sales

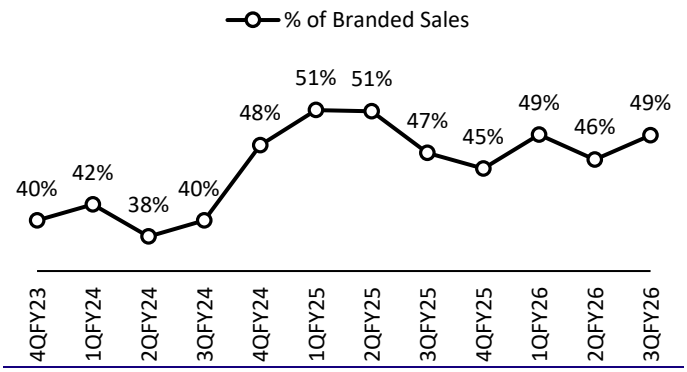

Source: MOFSL, Company

Exhibit 18: OEM/Industrial to remain the major contributor

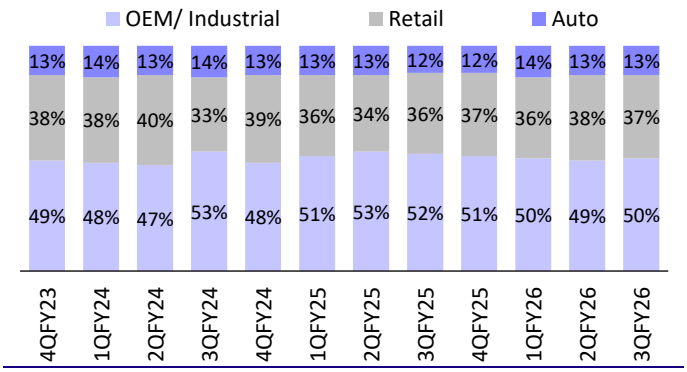

Source: MOFSL, Company

Valuation and view

- Domestic HRC prices recovered from INR47,500/t in 3QFY26 to INR53,500/t in Feb'25, as the government announced a definitive 12% safeguard duty for three years. Prices of China's landed steel in India are currently at a 6% premium to domestic steel prices on account of the safeguard duty. Therefore, we expect domestic steel prices to remain steady for the next three years, supported by the safeguard duty. In 3QFY26, JSTL standalone reported EBITDA of INR7,616/t, led by muted NSR. Management commentaries during 3QFY26 have indicated a significant price recovery in 4Q, marginally offset by a rise in input costs.
- JSTL is well-positioned to benefit from India's strong domestic growth story through its ongoing capacity expansion and product diversification strategies. Going forward, double-digit revenue growth is anticipated over FY26-28E, driven by the ramp-up of new capacity and price recovery. Further, as input costs are expected to rise steadily, we believe EBITDA will rebound ~INR10,500/t in FY26E and ~INR13,500/t in FY28E on account of domestic steel price recovery.
- With healthy volume growth, better realization, and steady input costs, EBITDA is expected to clock a ~27% CAGR over FY25-28. This will help JSTL generate a strong CFO of INR950b, which can be utilized to fund the expansion plans of INR200b each during FY26-28E and any deleveraging efforts. JSTL's net debt/EBITDA stood at 2.91x as of 3QFY26, which we expect to decline further by FY28, supported by robust operating performance.
- **At CMP, JSTL trades at 7.6x FY28E EV/EBITDA, and we reiterate our BUY rating on the stock with a TP of INR1,400 (premised on 9x EV/EBITDA on Sep'27).**

Exhibit 19: Consol. EBITDA/t is expected to rebound to INR13,000/t in FY27-28E

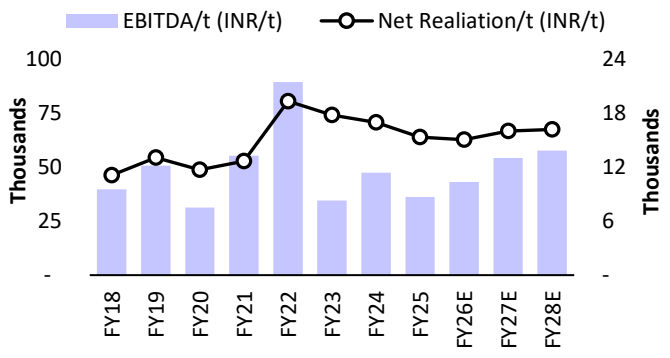

Source: MOFSL, Company

Exhibit 20: Domestic steel prices (INR/t) recovered in 4Q, supported by definitive safeguard duty

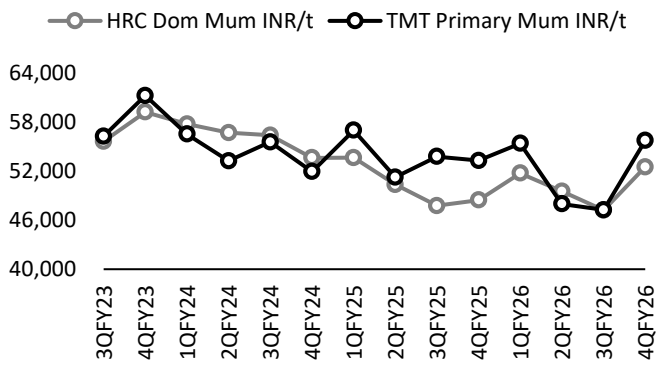

Source: MOFSL, BigMint

Exhibit 21: RoE (%) and RoCE (%) set to improve in FY26/27E

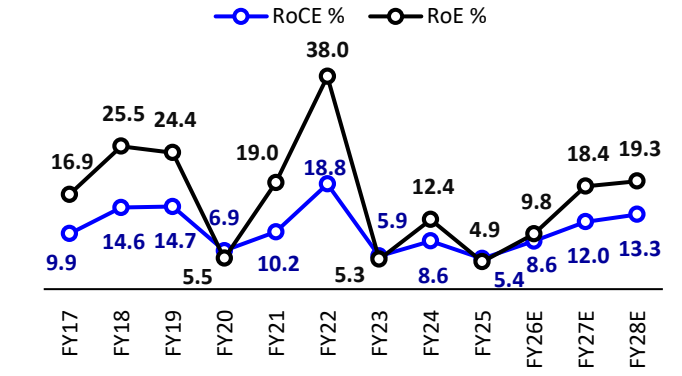

Source: MOFSL, Company

Exhibit 22: Net debt/EBITDA to decline below LTA 2.5x

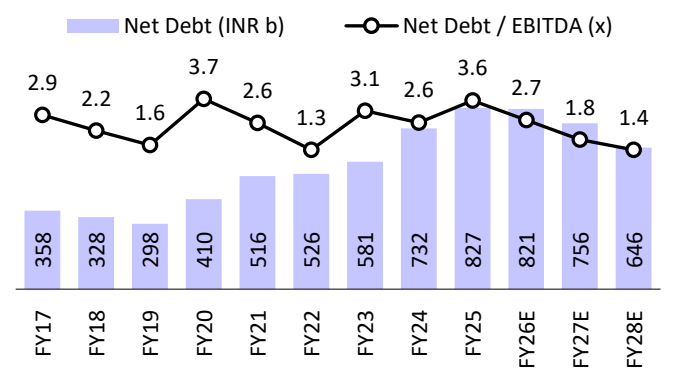

Source: MOFSL, Company

Exhibit 23: TP calculation

Y/E March	Sep'27E
Consolidated Volumes (mt)	33.2
EBITDA/t (INR)	13,446
Consolidated EBITDA (INR b)	446
Target EV/EBITDA (x)	**9.0**
Target EV (INR b)	4,018
less: Net Debt (INR b)	701
Equity value (INR b)	3,318
No. of shares (b)	2.44
Equity value /sh.	**1,400**

Source: MOFSL

Exhibit 24: P/B close to +1SD

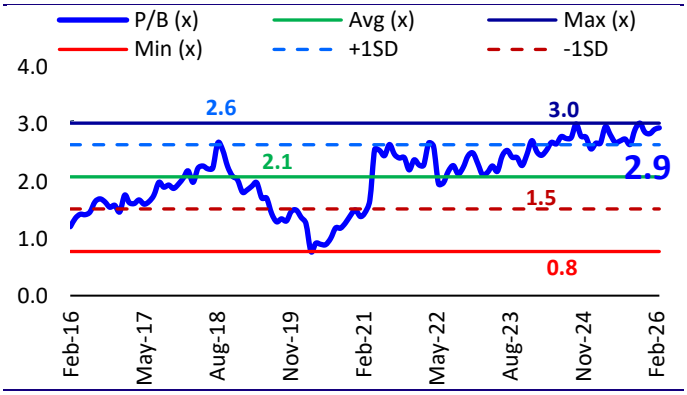

Source: MOFSL, Company Data

Exhibit 25: EV/EBITDA is below +1SD but above LTA

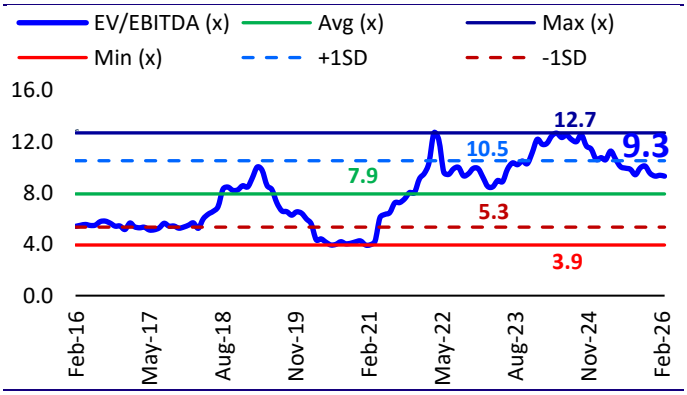

Source: MOFSL, Company Data

Financials and valuations

Income statement (consolidated) (INR b)

Y/E March	FY21	FY22	FY23	FY24	FY25	FY26E	FY27E	FY28E
Net sales	**796**	**1,464**	**1,660**	**1,750**	**1,688**	**1,840**	**2,133**	**2,319**
Change (%)	9.6	83.9	13.4	5.5	(3.5)	9.0	16.0	8.7
Total Expenses	596	1,074	1,474	1,468	1,459	1,536	1,716	1,843
EBITDA	**200**	**390**	**185**	**282**	**230**	**304**	**417**	**476**
% of Net Sales	25.1	26.6	11.2	16.1	13.6	16.5	19.6	20.5
Depn. & Amortization	47	60	75	82	93	99	103	106
EBIT	**153**	**330**	**111**	**201**	**137**	**205**	**314**	**370**
Net Interest	40	50	69	81	84	93	82	75
Other income	6	15	10	10	7	12	14	15
PBT before EO	**119**	**296**	**52**	**130**	**59**	**124**	**247**	**310**
EO income	(1)	7	(6)	(6)	5	3	-	-
PBT after EO	**120**	**288**	**58**	**136**	**54**	**121**	**247**	**310**
Tax	41	88	15	44	16	30	70	88
Rate (%)	34.5	30.6	26.2	32.5	29.4	24.4	28.5	28.5
PAT before MI and Asso.	**79**	**200**	**43**	**91**	**38**	**92**	**176**	**222**
Minority interests	(0)	3	(0)	2	(0)	3	-	-
Share of Associates	0	9	(1)	(2)	(3)	(3)	-	-
Reported PAT after MI and Asso.	**79**	**207**	**41**	**88**	**35**	**85**	**176**	**222**
Adj. PAT (after MI & Asso)	**78**	**214**	**36**	**90**	**38**	**82**	**176**	**222**
Change (%)	297.8	173.3	(83.4)	152.8	(57.3)	114.4	114.5	25.8

Balance sheet (INR b)

Y/E March	FY21	FY22	FY23	FY24	FY25	FY26E	FY27E	FY28E
Share Capital	3.0	3.0	3.0	3.1	3.1	3.1	3.1	3.1
Reserves	453	670	654	774	792	872	1,040	1,253
Net Worth	**456**	**673**	**657**	**777**	**795**	**875**	**1,043**	**1,256**
Minority Interest	(6)	12	13	21	22	22	22	22
Total Loans	644	700	788	856	960	922	833	761
Deferred Tax Liability	35	76	79	97	95	95	95	95
Capital Employed	**1,129**	**1,461**	**1,538**	**1,750**	**1,871**	**1,914**	**1,993**	**2,134**
Gross Block	828	1,231	1,338	1,483	1,683	1,833	1,983	2,133
Less: Accum. Deprn.	223	282	343	411	495	594	697	803
Net Fixed Assets	**605**	**949**	**995**	**1,072**	**1,188**	**1,239**	**1,286**	**1,330**
Capital WIP	370	219	271	349	267	292	317	342
Investments	138	143	163	215	245	245	245	245
Curr. Assets	**359**	**654**	**682**	**645**	**707**	**696**	**716**	**803**
Inventory	142	338	331	378	350	373	405	444
Account Receivables	45	75	71	75	84	82	93	104
Cash and Bank Balance	128	174	207	123	133	100	77	115
Others	43	67	72	68	141	141	141	141
Curr. Liability & Prov.	**343**	**504**	**573**	**532**	**536**	**559**	**572**	**587**
Account Payables	152	309	125	157	120	143	156	171
Provisions & Others	190	195	448	375	416	416	416	416
Net Current Assets	**16**	**150**	**109**	**113**	**171**	**138**	**144**	**217**
Appl. of Funds	**1,129**	**1,461**	**1,538**	**1,750**	**1,871**	**1,914**	**1,993**	**2,134**

Financials and valuations

Ratios

Y/E March	FY21	FY22	FY23	FY24	FY25	FY26E	FY27E	FY28E
Basic (INR)								
EPS	**32.5**	**89.2**	**14.8**	**36.8**	**15.7**	**33.7**	**72.2**	**90.8**
Cash EPS	52.1	112.2	48.4	70.3	52.5	76.9	114.4	134.4
BV/Share	189.3	280.4	273.7	318.3	325.8	358.6	427.4	514.7
DPS	6.5	17.4	3.4	7.3	2.8	3.5	3.5	3.5
Payout (%)	19.8	20.2	19.7	20.2	19.5	10.0	4.8	3.9
Valuation (x)								
P/E	6.9	3.2	37.5	17.8	76.9	32.1	16.9	13.4
Cash P/E	4.3	2.5	13.4	9.3	21.0	15.1	10.7	9.1
P/BV	1.2	1.0	2.4	2.1	3.4	3.2	2.9	2.4
EV/Sales	1.3	0.8	1.3	1.3	2.1	2.0	1.7	1.6
EV/EBITDA	5.3	3.1	11.5	8.3	15.3	12.1	8.9	7.6
Dividend Yield (%)	2.9	6.1	0.5	1.1	0.3	0.3	0.3	0.3
Return Ratios (%)								
EBITDA Margins (%)	25.1	26.6	11.2	16.1	13.6	16.5	19.6	20.5
Net Profit Margins (%)	9.8	14.6	2.1	5.1	2.3	4.5	8.3	9.6
RoE	19.0	38.0	5.3	12.4	4.9	9.8	18.4	19.3
RoCE (pre-tax)	10.2	18.8	5.9	8.6	5.4	8.6	12.0	13.3
RoIC (pre-tax)	12.6	19.8	7.2	10.4	6.4	9.1	13.0	14.0
Working Capital Ratios								
Fixed Asset Turnover (x)	0.8	1.3	1.3	1.2	1.2	1.2	1.3	1.4
Asset Turnover (x)	0.5	0.7	0.8	0.8	0.7	0.7	0.8	0.9
Debtor (Days)	22	19	17	16	17	17	17	17
Inventory (Days)	84	105	96	88	91	91	91	91
Creditors(Days)	101	76	53	34	35	35	35	35
Working Capital (Days)	5	48	60	69	73	73	73	73
Leverage Ratio (x)								
Current Ratio	1.0	1.3	1.2	1.2	1.3	1.2	1.3	1.4
Interest Cover Ratio	3.9	6.6	1.6	2.5	1.6	2.2	3.9	5.0
Debt/Equity	1.1	0.8	0.9	0.9	1.0	0.9	0.7	0.5

Cash flow statement (consolidated) **(INR b)**

Y/E March	FY21	FY22	FY23	FY24	FY25	FY26E	FY27E	FY28E
EBITDA	200	390	185	282	230	304	417	476
Non cash exp. (income)	13	(73)	31	(136)	(7)	1	(30)	(35)
(Inc)/Dec in Wkg. Cap.	(19)	(54)	(6)	(28)	(20)	(30)	(70)	(88)
Tax Paid	(5)	(1)	23	2	6	(6)	-	-
CF from Op. Activity	**188**	**263**	**233**	**121**	**209**	**270**	**317**	**353**
(Inc)/Dec in FA + CWIP	(176)	(106)	(151)	(202)	(266)	(175)	(175)	(175)
(Pur)/sale of Invest.	(3)	(1)	0	36	63	-	-	-
Acquisition in subs.	-	-	-	-	-	-	-	-
Int. & Dividend Income	6	6	11	9	7	12	14	15
Others	74	(59)	33	10	26	-	-	-
CF from Inv. Activity	**(98)**	**(160)**	**(107)**	**(146)**	**(170)**	**(163)**	**(161)**	**(160)**
Equity raised/(repaid)	0	-	-	-	-	-	-	-
Debt raised/(repaid)	33	(80)	51	39	91	(38)	(89)	(72)
Dividend (incl. tax)	(43)	(51)	(69)	(81)	(88)	(93)	(82)	(75)
Interest paid	(5)	(16)	(42)	(8)	(5)	(9)	(9)	(9)
Other financing	-	-	-	-	-	-	-	-
CF from Fin. Activity	**(14)**	**(147)**	**(60)**	**(50)**	**(3)**	**(139)**	**(179)**	**(155)**
(Inc)/Dec in Cash	**76**	**(44)**	**66**	**(76)**	**36**	**(33)**	**(23)**	**38**
Add: opening Balance	40	119	88	154	80	117	84	61
Regrouping / transaction Adj.	4	12	(0)	2	(0)	-	-	-
Closing cash balance	**119**	**88**	**154**	**80**	**117**	**84**	**61**	**99**
Bank Balance	9	86	53	43	16	16	16	16
Closing Balance (incl. bank balance)	**128**	**174**	**207**	**123**	**133**	**100**	**77**	**115**

Investment in securities market are subject to market risks. Read all the related documents carefully before investing.

Explanation of Investment Rating	
Investment Rating	**Expected return (over 12-month)**
BUY	>=15%
SELL	< - 10%
NEUTRAL	< - 10 % to 15%
UNDER REVIEW	Rating may undergo a change
NOT RATED	We have forward looking estimates for the stock but we refrain from assigning recommendation

*In case the recommendation given by the Research Analyst is inconsistent with the investment rating legend for a continuous period of 30 days, the Research Analyst shall be within following 30 days take appropriate measures to make the recommendation consistent with the investment rating legend.

Disclosures

The following Disclosures are being made in compliance with the SEBI Research Analyst Regulations 2014 (herein after referred to as the Regulations).

Motilal Oswal Financial Services Ltd. (MOFSL) is a SEBI Registered Research Analyst having registration no. INH000000412 and BSE enlistment no. 5028. MOFSL, the Research Entity (RE) as defined in the Regulations, is engaged in the business of providing Stock broking services, Depository participant services & distribution of various financial products. MOFSL is a listed public company, the details in respect of which are available on www.motilaloswal.com. MOFSL is registered with the Securities & Exchange Board of India (SEBI) and is a registered Trading Member with National Stock Exchange of India Ltd. (NSE) and Bombay Stock Exchange Limited (BSE), Multi Commodity Exchange of India Limited (MCX) and National Commodity & Derivatives Exchange Limited (NCDEX) for its stock broking activities & is Depository participant with Central Depository Services Limited (CDSL) National Securities Depository Limited (NSDL),NERL, COMRIS and CCRL and is member of Association of Mutual Funds of India (AMFI) for distribution of financial products and Insurance Regulatory & Development Authority of India (IRDA) as Corporate Agent for insurance products and is a member of Association of Portfolio Managers in India (APMI) for distribution of PMS products. Details of associate entities of Motilal Oswal Financial Services Ltd. are available on the website at http://onlinereports.motilaloswal.com/Dormant/documents/Associate%20Details.pdf

MOFSL and its associate company(ies), their directors and Research Analyst and their relatives may; (a) from time to time, have a long or short position in, act as principal in, and buy or sell the securities or derivatives thereof of companies mentioned herein. (b) be engaged in any other transaction involving such securities and earn brokerage or other compensation or act as a market maker in the financial instruments of the company(ies) discussed herein or act as an advisor or lender/borrower to such company(ies) or may have any other potential conflict of interests with respect to any recommendation and other related information and opinions.; however the same shall have no bearing whatsoever on the specific recommendations made by the analyst(s), as the recommendations made by the analyst(s) are completely independent of the views of the associates of MOFSL even though there might exist an inherent conflict of interest in some of the stocks mentioned in the research report.

MOFSL and / or its affiliates do and seek to do business including investment banking with companies covered in its research reports. As a result, the recipients of this report should be aware that MOFSL may have a potential conflict of interest that may affect the objectivity of this report. Compensation of Research Analysts is not based on any specific merchant banking, investment banking or brokerage service transactions. Details of pending Enquiry Proceedings of Motilal Oswal Financial Services Limited are available on the website at https://galaxy.motilaloswal.com/ResearchAnalyst/PublishViewLitigation.aspx. As per Regulatory requirements, Research Audit Report is uploaded on www.motilaloswal.com > MOFSL-Important Links > MOFSL Research Analyst Compliance Audit Report.

A graph of daily closing prices of securities is available at www.nseindia.com, www.bseindia.com. Research Analyst views on Subject Company may vary based on Fundamental research and Technical Research. Proprietary trading desk of MOFSL or its associates maintains arm's length distance with Research Team as all the activities are segregated from MOFSL research activity and therefore it can have an independent view with regards to Subject Company for which Research Team have expressed their views.

Regional Disclosures (outside India)

This report is not directed or intended for distribution to or use by any person or entity resident in a state, country or any jurisdiction, where such distribution, publication, availability or use would be contrary to law, regulation or which would subject MOFSL & its group companies to registration or licensing requirements within such jurisdictions.

For Hong Kong:

This report is distributed in Hong Kong by Motilal Oswal capital Markets (Hong Kong) Private Limited, a licensed corporation (CE AYY-301) licensed and regulated by the Hong Kong Securities and Futures Commission (SFC) pursuant to the Securities and Futures Ordinance (Chapter 571 of the Laws of Hong Kong) "SFO". As per SEBI (Research Analyst Regulations) 2014 Motilal Oswal Securities (SEBI Reg. No. INH000000412) has an agreement with Motilal Oswal capital Markets (Hong Kong) Private Limited for distribution of research report in Hong Kong. This report is intended for distribution only to "Professional Investors" as defined in Part I of Schedule 1 to SFO. Any investment or investment activity to which this document relates is only available to professional investor and will be engaged only with professional investors." Nothing here is an offer or solicitation of these securities, products and services in any jurisdiction where their offer or sale is not qualified or exempt from registration. The Indian Analyst(s) who compile this report is/are not located in Hong Kong & are not conducting Research Analysis in Hong Kong.

For U.S.

Motilal Oswal Financial Services Limited (MOFSL) is not a registered broker - dealer under the U.S. Securities Exchange Act of 1934, as amended (the"1934 act") and under applicable state laws in the United States. In addition MOFSL is not a registered investment adviser under the U.S. Investment Advisers Act of 1940, as amended (the "Advisers Act" and together with the 1934 Act, the "Acts), and under applicable state laws in the United States. Accordingly, in the absence of specific exemption under the Acts, any brokerage and investment services provided by MOFSL, including the products and services described herein are not available to or intended for U.S. persons. This report is intended for distribution only to "Major Institutional Investors" as defined by Rule 15a-6(b)(4) of the Exchange Act and interpretations thereof by SEC (henceforth referred to as "major institutional investors"). This document must not be acted on or relied on by persons who are not major institutional investors. Any investment or investment activity to which this document relates is only available to major institutional investors and will be engaged in only with major institutional investors. In reliance on the exemption from registration provided by Rule 15a-6 of the U.S. Securities Exchange Act of 1934, as amended (the "Exchange Act") and interpretations thereof by the U.S. Securities and Exchange Commission ("SEC") in order to conduct business with Institutional Investors based in the U.S., MOFSL has entered into a chaperoning agreement with a U.S. registered broker-dealer, Motilal Oswal Securities International Private Limited. ("MOSIPL"). Any business interaction pursuant to this report will have to be executed within the provisions of this chaperoning agreement.

The Research Analysts contributing to the report may not be registered /qualified as research analyst with FINRA. Such research analyst may not be associated persons of the U.S. registered broker-dealer, MOSIPL, and therefore, may not be subject to NASD rule 2711 and NYSE Rule 472 restrictions on communication with a subject company, public appearances and trading securities held by a research analyst account.

For Singapore

In Singapore, this report is being distributed by Motilal Oswal Capital Markets (Singapore) Pte. Ltd. ("MOCMSPL") (UEN 201129401Z), which is a holder of a capital markets services license and an exempt financial adviser in Singapore.This report is distributed solely to persons who (a) qualify as "institutional investors" as defined in section 4A(1)(c) of the Securities and Futures Act of Singapore ("SFA") or (b) are considered "accredited investors" as defined in section 2(1) of the Financial Advisers Regulations of Singapore read with section 4A(1)(a) of the SFA. Accordingly, if a recipient is neither an "institutional investor" nor an "accredited investor", they must immediately discontinue any use of this Report and inform MOCMSPL .

In respect of any matter arising from or in connection with the research you could contact the following representatives of MOCMSPL. In case of grievances for any of the services rendered by MOCMSPL write to grievances@motilaloswal.com.

Nainesh Rajani
Email: nainesh.rajani@motilaloswal.com
Contact: (+65) 8328 0276

Specific Disclosures

1. Research Analyst and/or his/her relatives do not have a financial interest in the subject company(ies), as they do not have equity holdings in the subject company(ies).
   MOFSL has financial interest in the subject company(ies) at the end of the week immediately preceding the date of publication of the Research Report: Yes.
   Nature of Financial interest is holding equity shares or derivatives of the subject company
2. Research Analyst and/or his/her relatives do not have actual/beneficial ownership of 1% or more securities in the subject company(ies) at the end of the month immediately preceding the date of publication of Research Report.
   MOFSL has actual/beneficial ownership of 1% or more securities of the subject company(ies) at the end of the month immediately preceding the date of publication of Research Report:No
3. Research Analyst and/or his/her relatives have not received compensation/other benefits from the subject company(ies) in the past 12 months.
   MOFSL may have received compensation from the subject company(ies) in the past 12 months.
4. Research Analyst and/or his/her relatives do not have material conflict of interest in the subject company at the time of publication of research report.
   MOFSL does not have material conflict of interest in the subject company at the time of publication of research report.
5. Research Analyst has not served as an officer, director or employee of subject company(ies).
6. MOFSL has not acted as a manager or co-manager of public offering of securities of the subject company in past 12 months.
7. MOFSL has not received compensation for investment banking /merchant banking/brokerage services from the subject company(ies) in the past 12 months.
8. MOFSL may have received any compensation for products or services other than investment banking or merchant banking or brokerage services from the subject company(ies) in the past 12 months.
9. MOFSL may have received compensation or other benefits from the subject company(ies) or third party in connection with the research report.
10. MOFSL has not engaged in market making activity for the subject company.

The associates of MOFSL may have:

- financial interest in the subject company
- actual/beneficial ownership of 1% or more securities in the subject company at the end of the month immediately preceding the date of publication of the Research Report or date of the public appearance.
- received compensation/other benefits from the subject company in the past 12 months
- any other potential conflict of interests with respect to any recommendation and other related information and opinions.; however the same shall have no bearing whatsoever on the specific recommendations made by the analyst(s), as the recommendations made by the analyst(s) are completely independent of the views of the associates of MOFSL even though there might exist an inherent conflict of interest in some of the stocks mentioned in the research report.
- acted as a manager or co-manager of public offering of securities of the subject company in past 12 months
- be engaged in any other transaction involving such securities and earn brokerage or other compensation or act as a market maker in the financial instruments of the company(ies) discussed herein or act as an advisor or lender/borrower to such company(ies)
- received compensation from the subject company in the past 12 months for investment banking / merchant banking / brokerage services or from other than said services.
- Served subject company as its clients during twelve months preceding the date of distribution of the research report.

The associates of MOFSL has not received any compensation or other benefits from third party in connection with the research report

Above disclosures include beneficial holdings lying in demat account of MOFSL which are opened for proprietary investments only. While calculating beneficial holdings, It does not consider demat accounts which are opened in name of MOFSL for other purposes (i.e holding client securities, collaterals, error trades etc.). MOFSL also earns DP income from clients which are not considered in above disclosures.

Analyst Certification

The views expressed in this research report accurately reflect the personal views of the analyst(s) about the subject securities or issues, and no part of the compensation of the research analyst(s) was, is, or will be directly or indirectly related to the specific recommendations and views expressed by research analyst(s) in this report.

Terms & Conditions:

This report has been prepared by MOFSL and is meant for sole use by the recipient and not for circulation. The report and information contained herein is strictly confidential and may not be altered in any way, transmitted to, copied or distributed, in part or in whole, to any other person or to the media or reproduced in any form, without prior written consent of MOFSL. The report is based on the facts, figures and information that are considered true, correct, reliable and accurate. The intent of this report is not recommendatory in nature. The information is obtained from publicly available media or other sources believed to be reliable. Such information has not been independently verified and no guaranty, representation of warranty, express or implied, is made as to its accuracy, completeness or correctness. All such information and opinions are subject to change without notice. The report is prepared solely for informational purpose and does not constitute an offer document or solicitation of offer to buy or sell or subscribe for securities or other financial instruments for the clients. Though disseminated to all the customers simultaneously, not all customers may receive this report at the same time. MOFSL will not treat recipients as customers by virtue of their receiving this report.

Disclaimer:

The report and information contained herein is strictly confidential and meant solely for the selected recipient and may not be altered in any way, transmitted to, copied or distributed, in part or in whole, to any other person or to the media or reproduced in any form, without prior written consent. This report and information herein is solely for informational purpose and may not be used or considered as an offer document or solicitation of offer to buy or sell or subscribe for securities or other financial instruments. Nothing in this report constitutes investment, legal, accounting and tax advice or a representation that any investment or strategy is suitable or appropriate to your specific circumstances. The securities discussed and opinions expressed in this report may not be suitable for all investors, who must make their own investment decisions, based on their own investment objectives, financial positions and needs of specific recipient. This may not be taken in substitution for the exercise of independent judgment by any recipient. Each recipient of this document should make such investigations as it deems necessary to arrive at an independent evaluation of an investment in the securities of companies referred to in this document (including the merits and risks involved), and should consult its own advisors to determine the merits and risks of such an investment. The investment discussed or views expressed may not be suitable for all investors. Certain transactions -including those involving futures, options, another derivative products as well as non-investment grade securities - involve substantial risk and are not suitable for all investors. No representation or warranty, express or implied, is made as to the accuracy, completeness or fairness of the information and opinions contained in this document. The Disclosures of Interest Statement incorporated in this document is provided solely to enhance the transparency and should not be treated as endorsement of the views expressed in the report. This information is subject to change without any prior notice. The Company reserves the right to make modifications and alternations to this statement as may be required from time to time without any prior approval. MOFSL, its associates, their directors and the employees may from time to time, effect or have effected an own account transaction in, or deal as principal or agent in or for the securities mentioned in this document. They may perform or seek to perform investment banking or other services for, or solicit investment banking or other business from, any company referred to in this report. Each of these entities functions as a separate, distinct and independent of each other. The recipient should take this into account before interpreting the document. This report has been prepared on the basis of information that is already available in publicly accessible media or developed through analysis of MOFSL. The views expressed are those of the analyst, and the Company may or may not subscribe to all the views expressed therein. This document is being supplied to you solely for your information and may not be reproduced, redistributed or passed on, directly or indirectly, to any other person or published, copied, in whole or in part, for any purpose. This report is not directed or intended for distribution to, or use by, any person or entity who is a citizen or resident of or located in any locality, state, country or other jurisdiction, where such distribution, publication, availability or use would be contrary to law, regulation or which would subject MOFSL to any registration or licensing requirement within such jurisdiction. The securities described herein may or may not be eligible for sale in all jurisdictions or to certain category of investors. Persons in whose possession this document may come are required to inform themselves of and to observe such restriction. Neither the Firm, not its directors, employees, agents or representatives shall be liable for any damages whether direct or indirect, incidental, special or consequential including lost revenue or lost profits that may arise from or in connection with the use of the information. The person accessing this information specifically agrees to exempt MOFSL or any of its affiliates or employees from, any and all responsibility/liability arising from such misuse and agrees not to hold MOFSL or any of its affiliates or employees responsible for any such misuse and further agrees to hold MOFSL or any of its affiliates or employees free and harmless from all losses, costs, damages, expenses that may be suffered by the person accessing this information due to any errors and delays.

This report is meant for the clients of Motilal Oswal only.

Investment in securities market are subject to market risks. Read all the related documents carefully before investing.

Registration granted by SEBI, enlistment as RA with Exchange and certification from NISM in no way guarantee performance of the intermediary or provide any assurance of returns to investors

Registered Office Address: Motilal Oswal Tower, Rahimtullah Sayani Road, Opposite Parel ST Depot, Prabhadevi, Mumbai-400025; Tel No.: 022 - 71934200 / 71934263; www.motilaloswal.com. Correspondence Address: Palm Spring Centre, 2nd Floor, Palm Court Complex, New Link Road, Malad (West), Mumbai- 400 064. Tel No: 022 71881000. Details of Compliance Officer: Neeraj Agarwal, Email Id: na@motilaloswal.com, Contact No.:022-40548085.

Grievance Redressal Cell:

Contact Person	Contact No.	Email ID
Ms. Hemangi Date	022 40548000 / 022 67490600	query@motilaloswal.com
Ms. Kumud Upadhyay	022 40548082	servicehead@motilaloswal.com
Mr. Ajay Menon	022 40548083	am@motilaloswal.com
Mr. Neeraj Agarwal	022 40548085	na@motilaloswal.com
Mr. Siddhartha Khemka	022 50362452	po.research@motilaloswal.com

Registration details of group entities.: Motilal Oswal Financial Services Ltd. (MOFSL): INZ000158836 (BSE/NSE/MCX/NCDEX); CDSL and NSDL: IN-DP-16-2015; Research Analyst: INH000000412, BSE enlistment no. 5028, AMFI registered Mutual Fund Distributor and SIF Distributor: ARN .: 146822. IRDA Corporate Agent – CA0579, APMI: APRN00233. Motilal Oswal Financial Services Ltd. is a distributor of Mutual Funds, PMS, Fixed Deposit, Insurance, Bond, NCDs and IPO products.

Customer having any query/feedback/ clarification may write to query@motilaloswal.com. In case of grievances for any of the services rendered by Motilal Oswal Financial Services Limited (MOFSL) write to grievances@motilaloswal.com, for DP to dpgrievances@motilaloswal.com.