



Daily *Derivatives*

13 April, 2026

DERIVATIVES

Key Indices

Index	Close	Changes (%)
NIFTY	24050.60	1.16
SENSEX	77550.25	1.20
BANKNIFTY	55912.75	1.99
INDIA VIX	18.85	-7.73

Market Outlook

The Nifty index witnessed a sharp recovery from the 22,500 level during the past week, gaining nearly 6% and closing above the 24,000 mark. This reversal indicates a potential base formation for the near term. From a technical standpoint, the 50-week EMA is positioned in the 24600-24700 zone, which may act as an immediate hurdle and lead to some consolidation. However, a decisive breakout above this zone could pave the way for further upside towards the 25,200 level. On the derivatives front, significant call writing is aligned with the 25000 strikes, highlighting strong overhead resistance. Meanwhile, notable put writing at the 23,000 strike suggests that this level is likely to act as a key support in the near term.



**TRADE IDEA OF THE DAY -
INDIGO BULL-CALL SPREAD**

**BUY 28 APR 4500 CALL
SELL 28 APR 4700 CALL**

Entry Range	90 - 94
Target Range	150
Stop Loss	60



Rationale

- On the daily chart INDIGO has decisively reclaimed the 50-DEMA, indicating a shift in short-term trend and signalling strengthening bullish momentum. Sustaining above this level could attract fresh buying interest.
- On the technical front, price structure shows higher lows formation in recent sessions, suggesting accumulation at lower levels and improving sentiment after a prolonged corrective phase.
- Momentum indicators support the uptrend, with RSI hover above the 50 mark, while the MACD histogram witnessing a positive crossover, indicating strengthening upside momentum.
- As long as the prices holds above the 50-DEMA, it may extend the rally towards the immediate hurdle of 4700 and then 4900 mark, while immediate support is placed near 4400, making dips a potential buying opportunity.

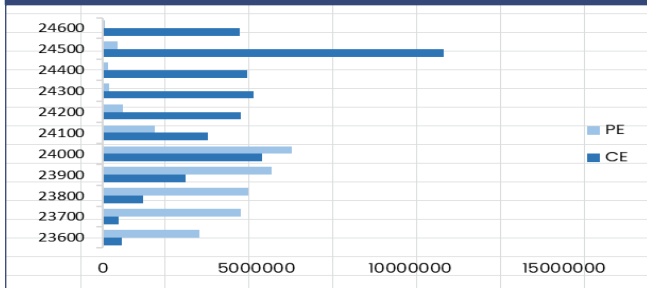
NIFTY

Nifty	24110.00
OI (In Lots)	296180
CHANGE IN OI (%)	-2.65
PRICE CHANGE (%)	1.04

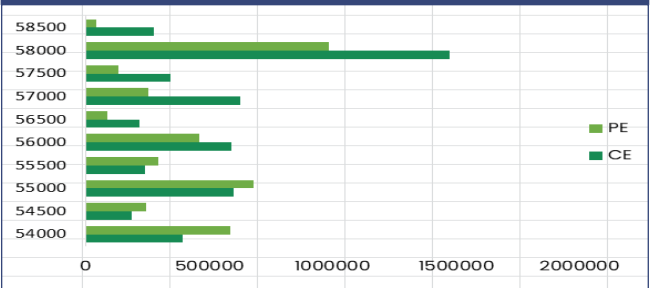
BANKNIFTY

Nifty	56105.60
OI (In Lots)	70220
CHANGE IN OI (%)	0.05
PRICE CHANGE (%)	1.86

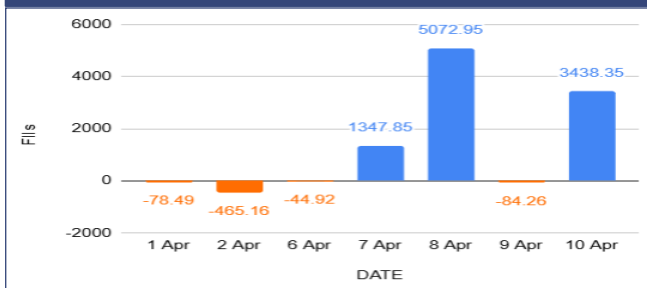
NIFTY OI



BANKNIFTY OI



FII's Activity Index Futures



FII's Long Short Ratio



Long Buildup

Name	LTP	% Change	OI (Lots)	% OI Change
MOTILALOFS	783.65	2.46	1649	28.03
NAM-INDIA	962.7	6.15	3497	26.29
POWERINDIA	28370	3.41	8007	17.10
CUMMINSIND	5149.9	4.79	20119	14.47

Short Buildup

Name	LTP	% Change	OI (Lots)	% OI Change
TCS	2508.3	-3.08	193980	13.89
COALINDIA	432.3	-4.55	47372	10.33
SUNPHARMA	1660	-3.77	51871	9.98
NHPC	77.02	-0.30	11728	9.07

Breakout Stocks (1 Month High)

Name	LTP	% Change	22 DAY HIGH
ADANIENSOL	1159.05	7.31	1090.9
CUMMINSIND	5142.6	4.64	4930
NAM-INDIA	958.2	5.65	920.9
ADANIGREEN	1087.2	3.58	1053

Breakdown Stocks (1 Month Low)

Name	LTP	% Change	22 DAY LOW
COALINDIA	432.6	-4.48	434.05
-	-	-	-
-	-	-	-
-	-	-	-

NIFTY 50 - STOCKS KEY LEVELS

SYMBOL	R1*	R2*	LTP*	S1*	S2*
ADANIANT	2107	2127	2086.8	2054	2021
ADANIPTS	1490	1504	1475.3	1450	1424
APOLLOHOSP	7563	7614	7511.5	7461	7411
ASIANPAINT	2403	2444	2360.7	2293	2226
AXISBANK	1364	1378	1350.8	1332	1313
BAJAJ-AUTO	9972	10130	9813.5	9527	9241
BAJAJFINSV	1824	1839	1809.2	1785	1761
BAJFINANCE	930	936	924.55	915	906
BEL	446	450	442.45	439	436
BHARTIARTL	1876	1883	1870	1862	1853
CIPLA	1239	1248	1229.5	1221	1212
COALINDIA	453	473	434.1	421	408
DRREDDY	1243	1254	1232.2	1215	1198
EICHERMOT	7506	7588	7424	7272	7119
ETERNAL	243	245	240.23	237	235
GRASIM	2772	2802	2742.6	2720	2698
HCLTECH	1466	1480	1451.2	1429	1407
HDFCBANK	815	819	810.3	803	797
HDFCLIFE	610	615	604.15	595	585
HINDALCO	999	1006	992.1	982	972
HINDUNILVR	2176	2198	2155.3	2128	2100
ICICIBANK	1334	1347	1321.9	1299	1276
INDIGO	4601	4649	4554.2	4483	4413
INFY	1313	1334	1292.5	1278	1263
ITC	306	307	304.25	303	301

*R1 - Resistance 1 | *R2 - Resistance 2 | *LTP – Last Traded Price | *S1 - Support 1 | *S2 - Support 2

NIFTY 50 - STOCKS KEY LEVELS

SYMBOL	R1*	R2*	LTP*	S1*	S2*
JIOFIN	245	246	243.2	241	239
JSWSTEEL	1225	1235	1214.8	1204	1194
KOTAKBANK	378	382	374.55	372	369
LT	3978	3996	3959.9	3929	3897
M&M	3293	3327	3259.8	3203	3147
MARUTI	13807	13906	13709	13600	13492
MAXHEALTH	961	969	953.35	943	933
NESTLEIND	1258	1267	1249.3	1235	1220
NTPC	386	391	380.15	373	366
ONGC	291	295	286.5	283	280
POWERGRID	304	306	302.75	301	298
RELIANCE	1358	1365	1350.2	1337	1324
SBILIFE	1944	1966	1923.2	1908	1893
SBIN	1075	1084	1066.7	1052	1037
SHRIRAMFIN	1035	1043	1027.55	1016	1004
SUNPHARMA	1693	1731	1654.9	1624	1592
TATACONSUM	1100	1106	1093.7	1083	1073
TATASTEEL	209	211	206.61	205	203
TCS	2560	2595	2524.3	2495	2466
TECHM	1459	1477	1440.2	1424	1407
TITAN	4544	4583	4505	4445	4386
TMPV	346	349	342.6	337	332
TRENT	3967	4017	3916.5	3869	3821
ULTRACEMCO	11663	11736	11589	11496	11402
WIPRO	209	213	204.88	201	197

*R1 - Resistance 1 | *R2 - Resistance 2 | *LTP – Last Traded Price | *S1 - Support 1 | *S2 - Support 2

Our Research Team

Name	Email ID
Ajit Mishra	ajit.mishra@religare.com
Abhijeet Banerjee	abhijeet.banerjee@religare.com
Gaurav Sharma	gauravsharma2@religare.com
Ashwani Harit	ashwani.harit@religare.com
Divya Parmar	divya.parmar@religare.com
Rajan Gupta	rajan.gupta1@religare.com
Vivek Chandra	vivek.chandra@religare.com
Himanshu Gupta	himanshu.gupta1@religare.com

Before you use this research report, please ensure to go through the disclosure interalia as required under Securities and Exchange Board of India (Research Analysts) Regulations, 2014 and Research Disclaimer at the following link: www.religareonline.com/disclaimer

Specific analyst(s) specific disclosure(s) inter-alia as required under Securities and Exchange Board of India (Research Analysts) Regulations, 2014 is/are as under:

S.No.	Statement	Answer	
		Tick Appropriate	
		Yes	No
1.	I/we or any of my/our relative has any financial interest in the subject company? (If answer is yes, nature of interest is given below this table)		No
2.	I/we or any of my/our relatives, have actual/beneficial ownership of one per cent. or more securities of the subject company, at the end of the month immediately preceding the date of the research report or date of the public appearance?		No
3.	I/we or any of my/our relative, has any other material conflict of interest at the time of publication of the research report or at the time of the public appearance?		
4.	I/we have received any compensation from the subject company in the past twelve months?		No
5.	I/we have managed or co-managed public offering of securities for the subject company in the past twelve months?		No
6.	I/we have received any compensation for brokerage services from the subject company in the past twelve months?		No
7.	I/we have received any compensation or other benefits from the subject company or third party in connection with the research report?		No
8.	I/we have served as an officer, director or employee of the subject company?		No
9.	I/we have been engaged in market making activity for the subject company?		No

2014 is/are as under:

Statements of ownership and material conflicts of interest, compensation – Research Analyst (RA)

Nature of Interest [If answer to f (a) above conflicts is Yes

.....]

Name(s) with Signature(s) of RA(s).

[Please note that only in case of multiple RAs and if the answers differ inter-se between the RAs, then RA specific answer with respect to

Copyright: This document vests exclusively with RBL. This information should not be reproduced or redistributed or passed on directly or indirectly in any form to any other person or published, copied, in whole or in part, for any purpose, without prior written permission from RBL. We do not guarantee the integrity of any emails or attached files and are not responsible for any changes made to them by any other person.