

Key Indices Update

Indices	Close	Change (%)
Nifty	21150.15	1.41 ↘
Sensex	70506.31	1.30 ↘
Midcap	44024.95	3.27 ↘
Smallcap	14407.85	3.63 ↘

Trend Strength Indicator

Nifty 50 Stocks above 200 EMA	NSE Advance / Decline
48	343/2144

Key Data

Data	Current	Previous
Dow Jones	37,082.0	37,557.9
U.S. Dollar Index	102.41	102.17
Brent Crude (USD/BBL)	79.16	79.23
US 10Y Bond Yield (%)	3.85	3.93
India 10Y Bond Yield (%)	7.17	7.17

Sectoral Data

Sector	Close	Change (%)
Banking	47445.30	0.89 ↘
Auto	17523.55	2.28 ↘
Energy	32151.60	2.68 ↘
Finservice	22284.40	1.77 ↘
FMCG	54597.90	0.33 ↘
IT	34741.00	1.71 ↘
Media	2322.35	5.11 ↘
Metal	7421.55	3.82 ↘
Pharma	16121.25	1.65 ↘
Realty	737.30	2.43 ↘

FII's F&O Data

Sector	Buy/Sell	Change in OI
Index Futures	1639.04	5.71%
Index Options	-40479.27	-13.78%
Stock Futures	6509.11	2.07%
Stock Options	-90.29	1.65%

FII & DII Cash Segment (₹ in cr)

Category	Amount	MTD	YTD
FII	-1322	27776	-20694
DII	4754	8644	180352

Fundamental

Refer Page 02

Stock for Investment

Stock Name	Sector	*CMP (₹)	TP (₹)	Upside (%)
HDFCLIFE	Insurance	644	779	20.9%

*CMP as on Dec 20, 2023

Top News

- ✦ **Cochin Shipyard** announced it has **signed a contract** with the **Ministry of Defense** worth ~Rs 488.3 Cr.
- ✦ **Mazagaon Dock** reported it has **signed a contract** with the **Ministry of Defense** for construction of 6 offshore patrol vessels worth ~Rs 1,600 Cr.

Technical

Refer Page 03-04

- ✦ **Nifty witnessed a bout of profit taking** and lost nearly **one and a half percent**.
- ✦ Among the key sectors, **metal, energy and realty** were among the top losers. As well the **broader indices** too felt the heat and **lost over 3.5% each**.
- ✦ We reiterate our preference for **index majors and suggest accumulating quality** names during this phase.
- ✦ Stock of the Day- **MARUTI**.

Derivatives

Refer Page 05-06

- ✦ FIIs **buying continues** as they remained buyers in the futures segment. They **bought** stock futures worth INR 6509 cr.
- ✦ 3.3% OI **reduced** from Nifty futures whereas **marginal** OI added in Banknifty futures.
- ✦ A **sharp fall** in PCR-OI for Nifty (now at 0.66) as Call addition & Put Unwinding at 21,200 and above strikes was **substantial**.
- ✦ Noticeable OI **addition** in Banknifty Near the Money Calls **reduced** PCR-OI to 0.8.
- ✦ Shorts formed in **HINDCOPPER, INDIACEM, UPL, ASTRAL & ULTRACEMCO**.

Fundamental

Top News

- 01** **Cochin Shipyard** announced it has **signed a contract** with the **Ministry of Defence** for **repair and maintenance** of the **equipment** and **systems onboard the naval vessel**. The contract is **worth ~Rs 488.3 Cr** and is expected to be **completed by Q1FY25**.
- 02** **Flair Writing Industries** reported its **Q2FY24 consolidated revenue** at **Rs 257 Cr, up by 4.2% QoQ**. **EBITDA** was **up by 2.9% QoQ** at **Rs 53.8 Cr** followed by a **margin of 20.9%**. **PAT** was reported at **Rs 33.2 Cr, up by 3.2% QoQ**.
- 03** **Texmaco Rail & Engineering** reported it has been **awarded an order** from the **Ministry of Railways** to manufacture and supply **~3,400 BOXNS wagons** for **~Rs 1,374.4 Cr**. The **1st tranche** of the order will be **executed by 31st December, 2024** while the remaining 2 tranches will be executed by June & December, 2025.
- 04** **Mazagaon Dock** reported it has **signed a contract** with the **Ministry of Defence** for the **construction and the delivery** of **6 new generation offshore patrol vessels** for **Indian Coast Guard**. The first of 6 vessels will be delivered in 41 months while the remaining will be delivered at an interval of 5 months and the **overall contract** is **worth ~Rs 1,600 Cr**.
- 05** **Sonata Software** announced it has **signed a strategic partnership** with **AMMEGA Group**, which is a **global Engineering company**. Under this partnership, Sonata's **Modernization solution** will enable **transparency in performance, improve collaboration** and **efficiency**, reduce complexities in the IT landscape and foster digital innovations for business growth.

Stock for Investment

HDFC Life Insurance Company Ltd.

Stock Symbol	HDFCLIFE
Sector	Insurance
*CMP (₹)	644
Target Price (₹)	779
Upside %	20.9%

- ✦ **HDFC Life Insurance** is a leading **insurance company** which provides range of **individual** and **group insurance solutions** such as **protection, pension, savings, and annuity**.
- ✦ Its **Annualized Premium Equivalent (APE)** during Q2FY24 was **up by 22.5% YoY** along with **New Business Premium (NBP)** growth of 11.4% YoY. **Value of New Business (VNB)** showed moderation with a **growth of 4% YoY**. During H1FY24, it **sold policies** at **10% YoY growth** which **remained higher** than the industry.
- ✦ The company is **witnessing strong performance** in **tier 2/3 cities** and the **growth remained higher** than the **tier 1 cities**. It sees it as a **long-term plan** and **expects higher market share to increase** in tier 2/3 cities in estimated periods.
- ✦ Going forward, we expect **HDFC Life Insurance to grow** on the back of **focus on tier 2/3 cities, improvement in margins** and **acquiring customer** at a **higher rate** as compared to industry. It is seeing **increased support** from the **banking parent** and the **bancassurance channel** shall continue to **remain strong**.
- ✦ Financially, we expect **APE/VNB/NBP** to grow at a **CAGR** of **17%/26%/19%** over **FY23-25E** and maintain **Buy** with a target price of **Rs 779**.

*CMP as on Dec 20, 2023

Technicals

Seeing profit taking at higher levels. Accumulate quality names on dips.

NIFTY

21150.15 ↘302.95 (1.41%)

S1

21050

S2

20880

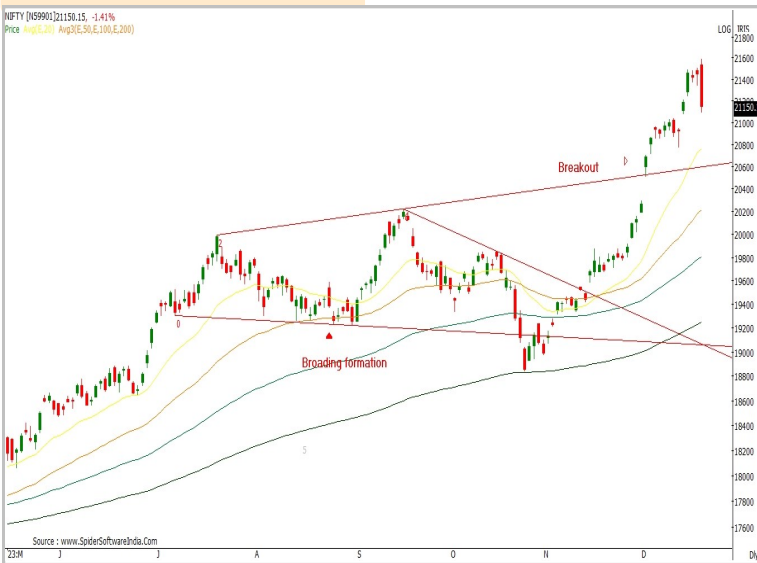
R1

21300

R2

21450

Technical Chart : Daily



- ✦ **Nifty witnessed a bout of profit taking and lost nearly one and a half percent.**
- ✦ Among the key sectors, **metal, energy and realty** were among the top losers. As well the **broader indices** too felt the heat and **lost over 3.5% each.**
- ✦ We reiterate our preference for **index majors and suggest accumulating quality** names during this phase.
- ✦ Participants should reduce their positions and maintain strict stop losses in remaining trades.

BANKNIFTY

47445.30 ↘425.60 (0.89%)

S1

47200

S2

46800

R1

47650

R2

47900

Technical Chart : Daily



- ✦ **Banking index witnessed profit taking in the second half and closed the session lower by around a percent.**
- ✦ Baring **HDFC bank**, all other banking majors ended in red. Wherein **SBIN, Axis bank and Kotak bank** lost the maximum.
- ✦ **PSU Banks underperformed private banking index significantly** losing by more than four percent.
- ✦ Going ahead **47200-46800 remains the crucial support zone** to watch out for.

Technicals

Stock of the day	Recom.	CMP (₹)	Range*	SL	Target
MARUTI	BUY 10000 PE	135	134-136	60	280

Technical Chart : Weekly



- ✦ After a **eight months of steady upmove**, **MARUTI** is now showing **some sign of distribution**.
- ✦ It has **witnessed a breakdown from the consolidation** closing below its **medium term moving average**.
- ✦ Stock has **registered breakdown from upsloping channel** with **noticeable volumes** suggests bearish tone to extend further.
- ✦ **We thus recommend creating shorts** through the Put option.

Note- * We may review initiation range based on opening

Momentum Stocks Midcap	Name	Price	Price %
	VBL	1253.40	6.98 ↗
	OIL	360.60	5.62 ↗
	NAM-INDIA	459.60	2.35 ↗
	KALYANKJIL	322.25	2.17 ↗
	RHIM	765.60	0.81 ↗

Name	Price	Price %	Range Breakout/ Breakdown
BALKRISIND	2435.65	2.95 ↘	
EICHERMOT	3912.40	3.15 ↘	
ABBOTINDIA	22135.15	3.35 ↘	
ESCORTS	2980.90	3.81 ↘	
ADANI PORTS	1012.15	5.76 ↘	

Top 5 F&O Gainers ↗	Name	Price	Price %
	AUBANK	760.05	3.93 ↗
	VOLTAS	928.05	3.45 ↗
	ONGC	203.20	1.45 ↗
	TATA CONSUM	976.30	1.05 ↗
	BRITANNIA	4954.95	0.89 ↗

Name	Price	Price %	Top 5 F&O Losers ↘
IBULHSGFIN	202.95	11.18 ↘	
INDUSTOWER	180.65	8.16 ↘	
PEL	885.35	7.93 ↘	
INDIACEM	248.15	7.67 ↘	
IRCTC	815.15	7.59 ↘	

Bullish Charts	Name	Price	Price %
	BRITANNIA	4954.95	0.89 ↗
	GODREJCP	1050.35	0.00 ↗
	ONGC	203.20	1.45 ↗
	VOLTAS	928.05	3.45 ↗

Name	Price	Price %	Bearish Charts
DELTACORP	138.25	5.15 ↘	
IEX	143.95	6.65 ↘	
INDUSTOWER	180.65	8.16 ↘	
RBLBANK	267.90	6.41 ↘	

Derivatives

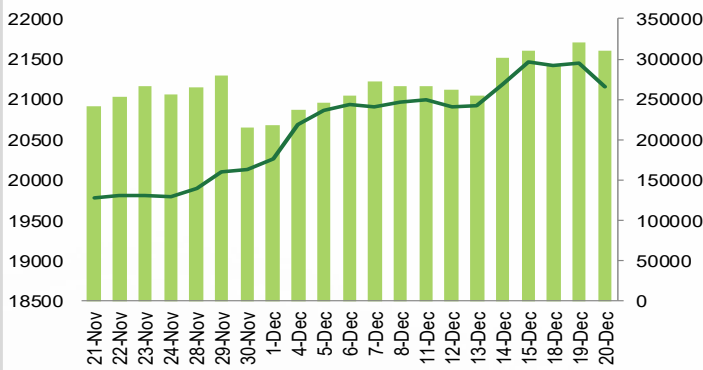
No major change in Futures data. Sharp fall in PCR-OI reduced the Over-bought-ness.

Nifty

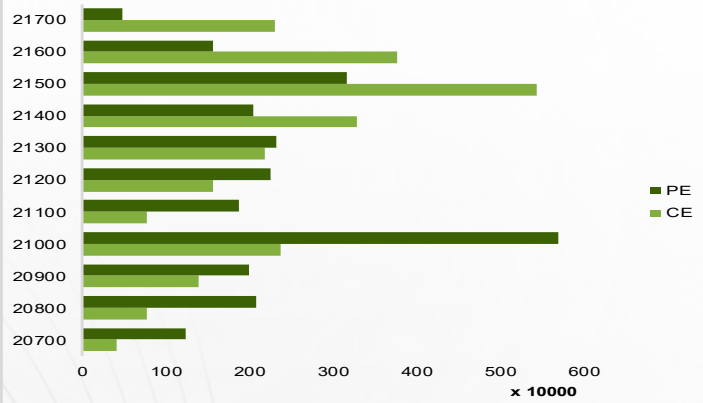
Nifty	21150.15
OI (In contracts)	309644
CHANGE IN OI (%)	-3.28
PRICE CHANGE (%)	-1.41
IMPLICATION	LONG UNWINDING

- ✦ Nifty futures closed below VWAP of 21,439 with decline of 3.3% OI. Meaningful OI addition seen in Near the Money calls.
- ✦ Significant profit taking seen in Nifty as the Index engulfed the action of the past 3 sessions and ended losing one and a half percent. On the sectoral front, METAL, ENERGY & REALTY were among the top losers. With the intensity of the fall and some Long Unwinding seen in index futures, we believe this profit taking might extend however strong support lies at 20,800. **It's Prudent to Hold on for Fresh Longs and Look for Stock Specific Long.**

NIFTY (CLOSE VS OI)



NIFTY OPTION CHAIN

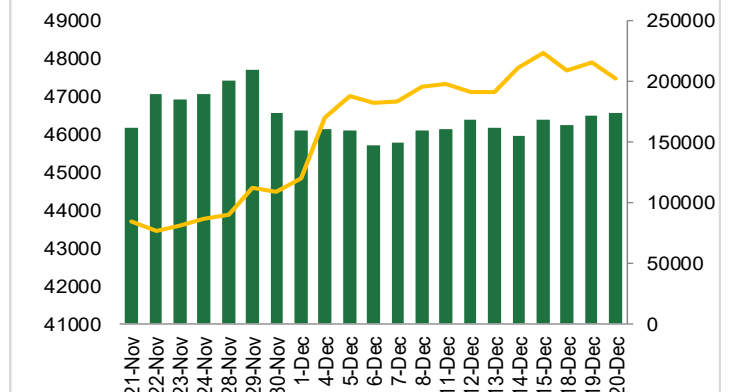


Banknifty

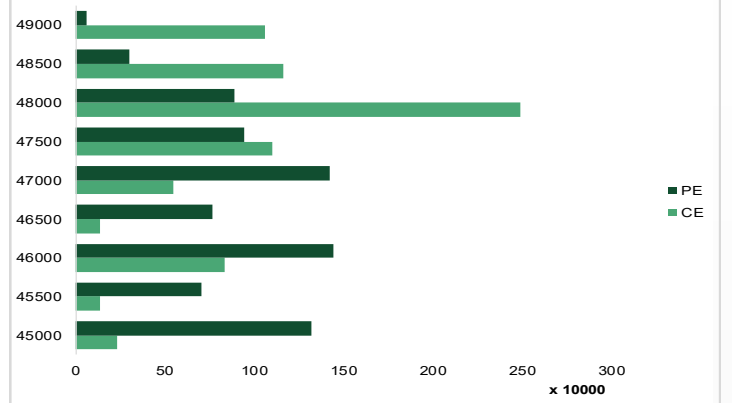
Banknifty	47445.30
OI (In lakhs)	173297
CHANGE IN OI (%)	1.09
PRICE CHANGE (%)	-0.89
IMPLICATION	SHORT BUILDUP

- ✦ Banknifty futures closed below VWAP of 47,849 with marginal OI addition. Noticeable OI addition seen in Near the Money calls.
- ✦ Similar profit taking in Banknifty as the index lost nearly a percent. Meanwhile 1% OI added in its futures. Barring HDFCBANK, all banking majors ended in red wherein SBIN was the top loser. With a break of 47,600, the immediate support came out at 46,800-47,000. **It's reasonable to Hold on for Fresh Longs and Tighten Stop for existing Longs. Major Support at 46,500.**

BANKNIFTY (CLOSE VS OI)



BANKNIFTY OPTION CHAIN



Derivatives

Long Buildup

Symbol	Price	Price %	OI	OI %
HDFCAMC	3127.9	0.1	10745	13.0
BRITANNIA	4953.4	0.8	9938	10.0
AUBANK	757.8	3.2	15001	5.7
TATACONSUM	980.05	1.1	9526	4.6
ONGC	203.85	1.5	15952	4.5

Short Buildup

Symbol	Price	Price %	OI	OI %
HINDCOPPER	197.5	-5.4	7670	17.6
INDIACEM	249	-7.5	8147	13.5
UPL	572.6	-4.7	27876	12.6
ASTRAL	1864.3	-2.7	9498	10.3
ULTRACEMCO	9863.35	-1.3	24772	10.1

Nifty 50

Symbol	Price	Price %	OI	OI %
ADANIANT	2787.8	-5.5	39410	-1.1
ADANIPTS	1015.5	-5.8	65032	0.7
APOLLOHOSP	5412.3	-2.9	15200	1.2
ASIANPAINT	3300.0	-1.2	26493	-1.1
AXISBANK	1113.5	-1.0	77058	3.6
BAJAJ-AUTO	6365.1	-1.0	18342	-1.5
BAJAJFINSV	1685.8	-1.9	18467	4.2
BAJFINANCE	7497.3	-2.0	48922	-1.8
BHARTIARTL	973.6	-1.9	36072	0.7
BPCL	441.1	-2.4	19904	-0.9
BRITANNIA	4953.4	0.8	9938	10.0
CIPLA	1235.0	-0.5	14962	-5.0
COALINDIA	352.4	-4.5	29781	-5.0
DIVISLAB	3628.1	-3.0	16295	2.0
DRREDDY	5590.8	-1.3	15688	-1.1
EICHERMOT	3922.0	-3.3	17612	0.5
GRASIM	2066.0	-2.7	19723	1.6
HCLTECH	1445.2	-3.1	19440	2.6
HDFCBANK	1659.4	0.1	200994	2.3
HDFCLIFE	646.3	-2.9	19980	0.3
HEROMOTOCO	3810.8	-0.8	10549	-3.4
HINDALCO	550.3	-2.8	27262	-0.8
HINDUNILVR	2559.3	-0.2	36697	-1.1
ICICIBANK	1009.5	-1.0	101742	1.4
INDUSINDBK	1558.3	-0.8	38360	-5.5

Stock Dynamics

- ✦ A sharp pullback in **INDIACEM** with substantial OI addition. Sustaining below 246 might invite further damage in the stock.
- ✦ Engulfing the price action of the previous session, **HINDCOPPER** added OI. Tighten Stop for Longs at 191.
- ✦ A bearish counterattack in **HDFCAMC** since the stock attracted plentiful OI. The major support for the stock lies at 2900.
- ✦ A breakdown in **ASTRAL** with formation of Shorts makes it a **SELL ON RISE** candidate with a stop at 1970.
- ✦ A breakdown in **UPL** with formation of 12.6% Shorts. Look for SHORTING on bounce with stop at 610.
- ✦ Finding rejection from its previous swing highs of 5050, **BRITANNIA** added OI. Look for Fresh Longs only sustenance above that.
- ✦ Consolidating in a range, **AUBANK** added plentiful OI. Wait for some trend to emerge.

Symbol	Price	Price %	OI	OI %
INFY	1541.9	-1.2	66187	2.2
ITC	451.4	-1.4	51190	0.4
JSWSTEEL	842.8	-2.2	21383	-1.2
KOTAKBANK	1828.5	-1.3	62769	-2.3
LT	3433.6	-2.1	34111	5.0
LTIM	6047.4	-1.2	8521	1.2
M&M	1647.4	-3.0	37186	1.0
MARUTI	10086.1	-1.6	64176	-2.0
NESTLEIND	25189.9	-1.6	13184	4.6
NTPC	299.0	-3.6	34346	-0.3
ONGC	203.9	1.5	15952	4.5
POWERGRID	227.3	-3.0	23130	-3.0
RELIANCE	2532.5	-1.2	159931	-1.1
SBILIFE	1412.8	-1.3	8731	5.5
SBIN	638.2	-2.8	59002	-2.4
SUNPHARMA	1233.7	-1.1	23975	1.8
TATACONSUM	980.1	1.1	9526	4.6
TATAMOTORS	705.8	-3.3	45321	-0.4
TATASTEEL	129.9	-4.2	39968	0.5
TCS	3795.4	-0.9	65385	5.0
TECHM	1248.6	-2.7	24080	5.2
TITAN	3564.5	-1.7	12972	0.8
ULTRACEMCO	9863.4	-1.3	24772	10.1
UPL	572.6	-4.7	27876	12.6
WIPRO	432.8	-1.7	32917	-2.7

Research Team

Name	Email ID
<i>Siddarth Bhamre</i>	<i>siddarth.bhamre@religare.com</i>
<i>Ajit Mishra</i>	<i>ajit.mishra@religare.com</i>
<i>Manoj M Vayalar</i>	<i>manoj.vayalar@religare.com</i>
<i>Nirvi Ashar</i>	<i>nirvi.ashar@religare.com</i>
<i>Gaurav Arora</i>	<i>gaurav.arora3@religare.com</i>
<i>Akshay Tiwari</i>	<i>akshay.tiwari@religare.com</i>
<i>Abhijeet Banerjee</i>	<i>abhijeet.banerjee@religare.com</i>
<i>Gaurav Sharma</i>	<i>gauravsharma2@religare.com</i>
<i>Rohan Shah</i>	<i>rohan.shah@religare.com</i>
<i>Riddhika Mirajkar</i>	<i>riddhika.mirajkar@religare.com</i>
<i>Ashwani Harit</i>	<i>ashwani.harit@religare.com</i>

Disclaimer

Before you use this research report, please ensure to go through the disclosure inter-alia as required under Securities and Exchange Board of India (Research Analysts) Regulations, 2014 and Research Disclaimer at the following link: <https://www.religareonline.com/disclaimer>

Specific analyst(s) specific disclosure(s) inter-alia as required under Securities and Exchange Board of India (Research Analysts) Regulations, 2014 is/ are as under:

Statements on ownership and material conflicts of interest, compensation- Research Analyst (RA) [Please note that only in case of multiple RAs, if in the event answers differ inter-se between the RAs, then RA specific answer with respect to questions under F(a) to F(j) below, are given separately]:

S. No.	Statement	Answer	
		Yes	No
	I/we or any of my/our relative has any financial interest in the subject company? [If answer is yes, nature of interest is given below this table]		No
	I/we or any of my/our relatives, have actual/beneficial ownership of one percent. or more securities of the subject company, at the end of the month immediately preceding the date of publication of the research report or date of the public appearance?		No
	I/we or any of my/our relative, has any other material conflict of interest at the time of publication of the research report or at the time of public appearance?		No
	I/we have received any compensation from the subject company in the past twelve months?		No
	I/we have managed or co-managed public offering of securities for the subject company in the past twelve months?		No
	I/we have received any compensation for brokerage services from the subject company in the past twelve months?		No
	I/we have received any compensation for products or services other than brokerage services from the subject company in the past twelve months?		No
	I/we have received any compensation or other benefits from the subject company or third party in connection with the research report?		No
	I/we have served as an officer, director or employee of the subject company?		No
	I/we have been engaged in market making activity for the subject company?		No

Nature of Interest if answer to F(a) above is Yes: Name(s) with Signature(s) of RA(s).

[Please note that only in case of multiple RAs and if the answers differ inter-se between the RAs, then RA specific answer with respect to questions under F(a) to F(j) above, are given below]

SS. No.	Name(s) of RA.	Signatures of RA	Serial Question of question which the signing RA needs to make a separate declaration / answer	Yes	No

Copyright in this document vests exclusively with RBL. This information should not be reproduced or redistributed or passed on directly or indirectly in any form to any other person or published, copied, in whole or in part, for any purpose, without prior written permission from RBL. We do not guarantee the integrity of any emails or attached files and are not responsible for any changes made to them by any other person.

No representations are being made about the performance or activities unless accompanied by data regarding performance, disclosures of all the risk factors, etc. and disclaimer that "Such representations are not indicative of future results