

EVENING ROUNDUP

A Daily Evening Report on Bullion, Base Metals and Energy Commodities



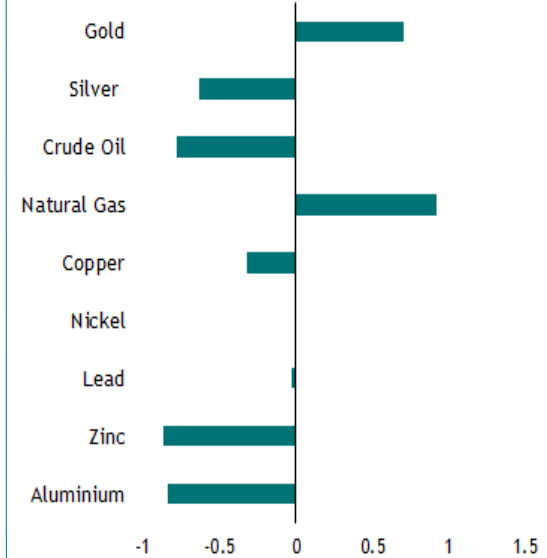
Monday, February 5, 2024

- Gold spot edged lower as a strong job data from the U.S. raised expectations that the interest rates may remain higher for a longer period. The strong job additions and higher wage growth is likely to keep inflation higher. Last week, Federal Reserve kept the interest rate steady in the 5.25%-5.50% range and signaled that rate cuts would not be appropriate until the inflation is steadily moving towards the central bank's 2% target.
- Meanwhile, U.S. dollar rose to a two-month high against its major currency peers as traders clawed back bets for aggressive rate cuts by Fed this year.
- U.S. Nonfarm payrolls expanded by 353,000 for the month, while the unemployment rate held at 3.7%, against the estimate for 3.8%.
- Crude oil prices extended losses today as the OPEC+ decision to keep policy steady. However, losses remain limited as U.S. pledged to launch further strikes on Iran-backed groups in the Middle East and as Ukrainian drones struck southern Russia's largest refinery.
- Last week, OPEC+ to keep its oil output policy unchanged. OPEC+ panel, the Joint Ministerial Monitoring Committee (JMMC) decided to stick with current 2.2 million bpd cut in the current quarter. The panel will decide in March whether or not to extend voluntary oil production cuts after the first quarter. The ongoing cuts were agreed upon in the last November, and no deeper cuts are announced for the present period.
- The European Commission will not add any new import bans in its next package of sanctions on Russia as a 13th package proposal takes its final shape. Despite calls from some EU countries to ban more Russian exports like aluminium, the Commission will propose a package it hopes will cause minimal debate among member states so it is passed quickly.

International Commodity Prices

Commodity	Rate	% Chg.
Gold Spot (\$/oz)	2024.19	-0.71
Silver Spot (\$/oz)	22.4491	-0.98
NYMEX Crude (\$/bbl)	71.95	-0.46
NYMEX NG (\$/mmBtu)	2.093	0.67
SHFE Copper (CNY/T)	68420	-0.42
SHFE Nickel (CNY/T)	124400	-1.41
SHFE Lead (CNY/T)	16215	0
SHFE Zinc (CNY/T)	20505	-1.01
SHFE Aluminium (CNY/T)	18795	-0.53

MCX Commodities Daily Performance



Global Commodities in MCX

Commodity	Last	% Chg.
Gold (Rs/10grams)	63592	0.70
Silver (Rs/1kilogram)	70765	-0.62
Crude Oil (Rs/barrel)	5985	-0.75
Natural Gas (Rs/mmBtu)	175.5	0.92
Copper (Rs/Kilogram)	719.75	-0.32
Nickel (Rs/Kilogram)	0	0
Lead (Rs/Kilogram)	181.45	-0.03
Zinc (Rs/Kilogram)	217.15	-0.87
Aluminium (Rs/Kilogram)	200	-0.84

*Prices of most active Commodity futures contracts

Events In Focus

Priority

No Major US Economic Data for Today



BULLION

Gold Mini MCX Mar

Technical Levels

R 3	64300
R 2	63840
R 1	63000/63470
Turnaround	62460
S 1	61900
S 2	61470
S 3	60710



Technical View



A voluminous rebound above 62460 may offer further upside. Corrective dips may be seen below 61900 region.

Silver Mini MCX Feb

Technical Levels

R 3	73000
R 2	72560
R 1	72000
Turnaround	71600
S 1	70450
S 2	69870
S 3	69090



Technical View



Corrective dip below 70450 may induce weakness. Holding the same support can induce mild rebounds.



ENERGY

Crude Oil MCX Feb

Technical Levels

R 3	6440/6560
R 2	6240/6300
R 1	6150
Turnaround	6080
S 1	5920
S 2	5840/5780
S 3	5680



Technical View



Mild weakness may prevail in the counter. Rebound may strengthen above 6080 region.

Natural Gas MCX Feb

Technical Levels

R 3	210
R 2	186/198
R 1	181
Turnaround	170
S 1	167
S 2	160
S 3	152



Technical View



MACD Bearish divergence suggest prevalence of weakness. However, prices may strengthen if trades extend above 181 region.

BASE METALS

Copper MCX Feb

Technical Levels

R 3	752
R 2	741/747
R 1	734
Turnaround	725
S 1	718
S 2	710/704
S 3	695



Technical View

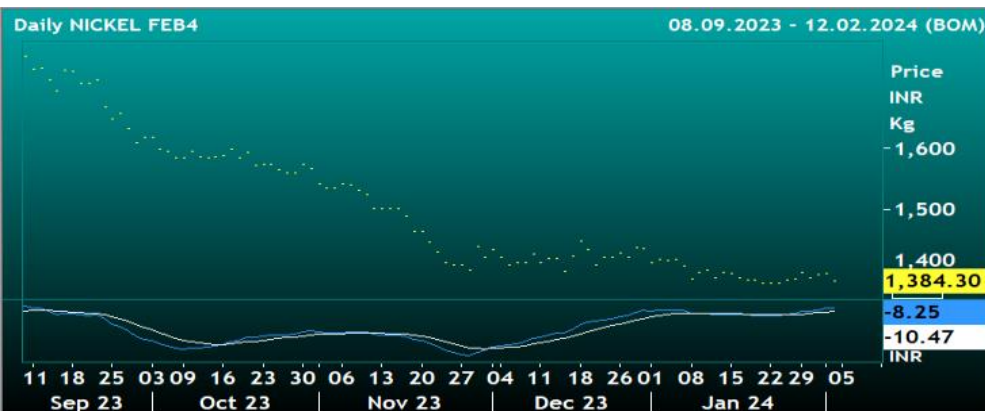


Corrective moves expected to continue. Mild rebound possible if prices held on any of the support levels.

Nickel MCX Feb

Technical Levels

R 3	1800
R 2	1640
R 1	1510
Turnaround	1460
S 1	1380
S 2	1300
S 3	1200



Technical View

Lack of volume in the counter.

Zinc MCX Feb

Technical Levels

R 3	224.80
R 2	223.20
R 1	222.10
Turnaround	218.30
S 1	216.80
S 2	215
S 3	213.90



Technical View



Weakness expected to continue in the day. Rebound may strengthen above 218.30 region.

BASE METALS


Lead MCX Feb

Technical Levels

R 3	185.90
R 2	184.80
R 1	183.50
Turnaround	182.40
S 1	180.80
S 2	179.90
S 3	178.70



Technical View

 Range bound moves with mild weakness may be seen. Rebound may strengthen above 182.40.


Aluminium MCX Feb

Technical Levels

R 3	204.80
R 2	203.60
R 1	202.30
Turnaround	201.70
S 1	199.90
S 2	198
S 3	197.20



Technical View

 Range bound moves with mild weakness expected. Rebound may strengthen above 201.70.



Bullish Sentiments



Neutral/Sideways



Bearish Sentiments



Mild Bullish Sentiments



Mild Bearish Sentiments

S1/S2/S3 -Support level - Price points where buying pressure thought to be strong enough to counter selling pressure.

R1/R2/R3 -Resistance level - - Price points where selling pressure thought to be strong enough to counter buying pressure.

ECONOMIC CALENDAR

Time	Country	Importance	Data/Events	Actual	Forecast	Previous
Monday, 05 Feb						
07:15	China	Moderate	Caixin Services PMI	52.7		52.9
20:30	United States	Moderate	ISM Non Manufacturing PMI		52.0	50.6
Tuesday, 06 Feb						
15:30	Euro Zone	Moderate	Retail Sales MM		-1.0%	-0.3%
15:30	Euro Zone	Moderate	Retail Sales YY		-1.1%	-1.1%
Wednesday, 07 Feb						
19:00	United States	Moderate	International Trade		-62.2B	-63.2B
19:00	United States	Moderate	Goods Trade Balance (R)			-88.46B
21:00	United States	Very High	EIA Weekly Crude Stock			1.234M
21:00	United States	Very High	EIA Weekly Distillate Stock			-2.542M
21:00	United States	Very High	EIA Weekly Gasoline Stock			1.156M
Thursday, 08 Feb						
07:00	China	High	PPI YY		-2.6%	-2.7%
07:00	China	High	CPI YY		-0.5%	-0.3%
07:00	China	High	CPI MM		0.4%	0.1%
10:00	India	Moderate	Repo Rate		6.50%	6.50%
10:00	India	Moderate	Reverse Repo Rate			3.35%
10:00	India	Moderate	Cash Reserve Ratio		4.50%	4.50%
20:30	United States	Moderate	Wholesale Inventories		0.4%	0.4%
19:00	United States	High	Initial Jobless Claim		220k	224k
19:00	United States	High	Continuing Jobless Claim			1.898M
21:00	United States	Very High	EIA-Natural Gas Chg Bcf			-197B
Friday, 09 Feb						
Feb 9 - 15	China		Spring Festival - Golden Week Holiday begins			



GENERAL DISCLOSURES & DISCLAIMERS:

CERTIFICATION

I, Manu Jacob, an employee of Geojit Financial Services Limited, a public listed Company with Corporate Identification Number (CIN) : L67120KL1994PLC008403 and SEBI Registration Number - Research Entity: INH200000345, having its registered office at 11th Floor, 34/659 - P, Civil Line Road, Padivattom, Kochi - 682024, Kerala, India (hereinafter referred to as "GFSL") and author of this report, hereby certify that all the views expressed in this research report (report) reflect my personal views about any or all of the subject issuer or securities/ commodities.

DISCLAIMER

This report has been prepared by GFSL and the report & its contents are the exclusive property of GFSL and the recipient cannot tamper with the report or its contents in any manner and the said report, shall in no case, be further distributed to any third party for commercial use, with or without consideration.

GFSL has taken steps to ensure that facts in this report are based on reliable information but cannot testify, nor make any representation or warranty, express or implied, to the accuracy, contents or data contained within this report. It is hereby confirmed that wherever GFSL has employed a rating system in this report, the rating system has been clearly defined including the time horizon and benchmarks on which the rating is based.

Descriptions of any Commodity or Commodities mentioned herein are not intended to be complete and this report is not, and should not be construed as an offer or solicitation of an offer, to buy or sell any commodity or other financial instruments. GFSL has not taken any steps to ensure that the commodity/(ies) referred to in this report are suitable for any particular investor. This Report is not to be relied upon in substitution for the exercise of independent judgment. Opinions or estimates expressed are current opinions as of the original publication date appearing on this Report and the information, including the opinions and estimates contained herein, are subject to change without notice. GFSL is under no duty to update this report from time to time.

Registration granted by SEBI, membership of BASL (in case of IAs) and certification from NISM in no way guarantee performance of the intermediary or provide any assurance of returns to investors.

RISK DISCLOSURE

Geojit Financial Services Limited and/or its Affiliates and its officers, directors and employees including the analyst/authors shall not be in any way be responsible for any loss or damage that may arise to any person from any inadvertent error in the information contained in this report. Investors may lose his/her entire investment under certain market conditions so before acting on any advice or recommendation in these material, investors should consider whether it is suitable for their particular circumstances and, if necessary, seek professional advice. This report does not take into account the specific investment objectives, financial situation/circumstances and the particular needs of any specific person who may receive this document. The user assumes the entire risk of any use made of this information. Each recipient of this report should make such investigation as it deems necessary to arrive at an independent evaluation of an investment in the Commodity/(ies) referred to in this report (including the merits and risks involved). The price, volume and income of the investments referred to in this report may fluctuate and investors may realize losses that may exceed their original capital.

The investments or services contained or referred to in this report may not be suitable for all equally and it is recommended that an independent investment advisor be consulted. In addition, nothing in this report constitutes investment, legal, accounting or tax advice or a representation that any investment or strategy is suitable or appropriate to individual circumstances or otherwise constitutes a personal recommendation of GFSL.



REGULATORY DISCLOSURES:

Geojit Financial Services Limited's Associates consists of companies such as Geojit Technologies Private Limited (GTPL- Software Solutions provider), Geojit Credits Private Limited (GCPL- NBFC Services provider). In the context of the SEBI Regulations on Research Analysts (2014), Geojit Financial Services Limited affirms that we are a SEBI registered Research Entity and we issue research reports /research analysis etc that are prepared by our Research Analysts. We also affirm and undertake that no disciplinary action has been taken against us or our Analysts in connection with our business activities.

In compliance with the above mentioned SEBI Regulations, the following additional disclosures are also provided which may be considered by the reader before making an investment decision:

1. Disclosures regarding Ownership:

GFSL confirms that:

It/its associates have no financial interest or any other material conflict in relation to the subject Commodity futures covered herein at the time of publication of this report.

Further, the Research Analyst confirms that:

He, his associates and his relatives have no financial interest in the subject Commodity futures covered herein, and they have no other material conflict in the subject Commodity at the time of publication of this report.

2. Disclosures regarding Compensation:

During the past 12 months, GFSL or its Associates have not received any compensation or other benefits from any entity/ third party in connection with the Commodity futures mentioned in this report.

3. Disclosure regarding the Research Analyst's connection with the Commodity futures:

It is affirmed that I, Manu Jacob, employed as Research Analyst by GFSL and engaged in the preparation of this report have no substantial ownership or financial interest over any Commodity futures mentioned in the report.

4. Disclosure regarding Market Making activity:

Neither GFSL nor its Research Analysts have engaged in market making activities for the subject Commodity futures. Copyright in this report vests exclusively with GFSL

In case you have any grievance, please contact the below mentioned:

Compliance Officer

Ms. Indu K.

Geojit Financial Services Limited, 34/659 P, Civil Lane Road, Padivattom, Kochi - 682024

Tele: 0484 -2901367

Email: compliance@geojit.com

Grievance Officer

Mr Nitin K

Geojit Financial Services Limited,34/659 P, Civil Lane Road, Padivattom, Kochi - 682024

Tele: 0484-2901363

Email : grievances@geojit.com

STANDARD WARNING

Investment in securities market are subject to market risks. Read all the related documents carefully before investing.

