

### Market Outlook

Nifty 50 closed at 23591 after taking support from 23400-23450 zone. The India VIX ended at 13.30. The Advance-Delay Ratio is 2.84, indicating a Bullish trend. Derivatives data suggests Sideways sentiments in the market for first expiry of April, and likely to close within 400 pts as we witness reduction in ATM Call and Put options OI aimed tariffs update due on 2nd April.

### Key Indices Update

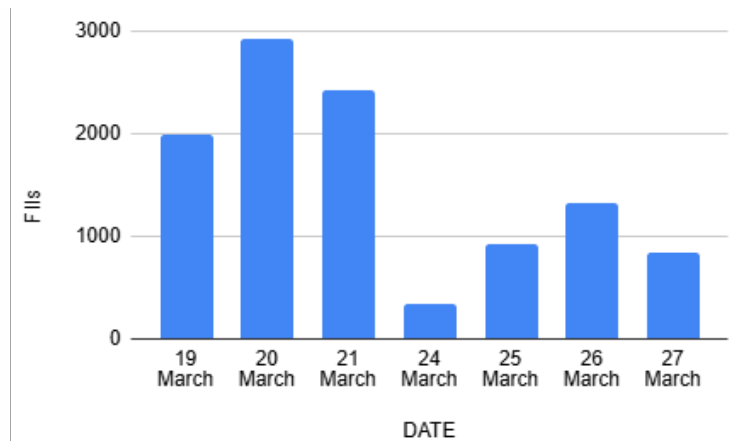
INDEX	CLOSE	CHANGE (%)
NIFTY	23591.95	0.44
SENSEX	77606.43	0.41
BANKNIFTY	51575.85	0.71
SMALLCAP	16119.85	1.14

## FILS STATISTICS

### Fils F&O Data

Sector	Buy/Sell	Change in OI
Index Futures	838.85	-40.90%
Index Options	-19949	-66.97%
Stock Futures	2487.72	-3.73%
Stock Options	-606.09	-79.47%

### Fils Activity in Index Future



\*Amt in Crores\*

### Fils & DIs Cash Segment (Rs. In Crore)

Category	Amount	MTD	YTD
FII	11111.25	7918	-133172
DII	2517.7	29942	170278

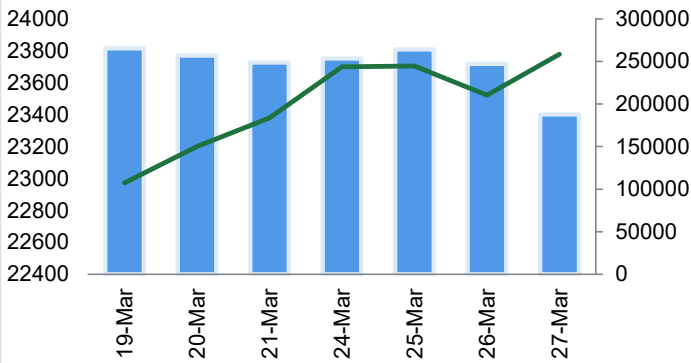
## NIFTY 50 HIGH DELIVERY STOCKS

SYMBOL	DELIVERABLE QTY	CHG IN DLY RATIO VS PREV DAY	% CHG IN TRD QTY OVER PREV DAY
ZOMATO	302831227	30.18	250.19
JIOFIN	147719236	25.93	874.93
POWERGRID	26405683	6.78	82.66
NTPC	22568846	-3.82	103.18
TATASTEEL	16232793	1.04	11.76
HDFCBANK	14816314	-0.63	70.18
ITC	13235557	4.16	34.2
INDUSINDBK	10932997	6.58	-8.15
SBIN	10429907	12.34	102.92
RELIANCE	9893824	-1.42	24.46

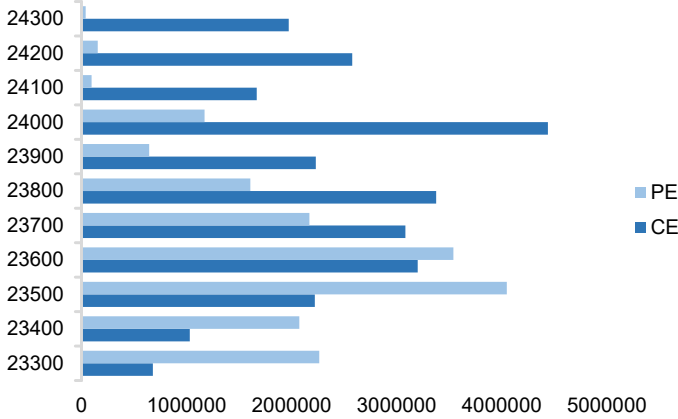
**NIFTY**

Nifty	23777.65
OI (In contracts)	187650
CHANGE IN OI (%)	-24.00
PRICE CHANGE (%)	0.40
IMPLICATION	SHORT COVERING

**NIFTY (CLOSE VS OI)**



**NIFTY OPTION CHAIN**



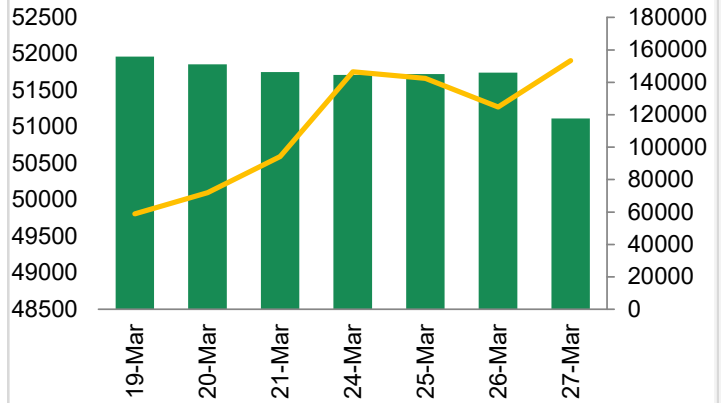
**Long Build Up**

Symbol	Price	Price %	OI	OI %
NBCC	83.51	2.1	5487	9.3
ZOMATO	205.54	0.4	103080	8.5
OIL	389.55	1.4	13833	6.8
FEDERALBNK	196.29	1.9	15367	5.6
APLAPOLLO	1543.15	2.5	11813	4.6

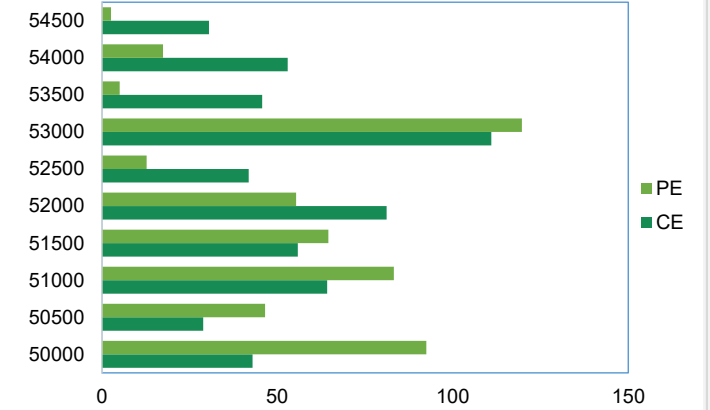
**BANKNIFTY**

Banknifty	51907.60
OI (In lakhs)	117746
CHANGE IN OI (%)	-19.30
PRICE CHANGE (%)	0.60
IMPLICATION	SHORT COVERING

**BANKNIFTY (CLOSE VS OI)**



**BANKNIFTY OPTION CHAIN**



**Short Build Up**

Symbol	Price	Price %	OI	OI %
DRREDDY	1144.5	-1.5	21302	14.2
TATATECH	677.3	-1.3	9168	6.6
TATAELXSI	5271.1	-3.8	16168	5.1
CGPOWER	639.5	-0.3	14843	2.7
IDFCFIRSTB	57.42	-0.1	61737	2.2

**Top 10 High PCR Ratio Stocks**

SCRIP	PUT	CALL	P/C RATIO
GLENMARK	2037425	1289275	1.58
BHEL	39438000	29226750	1.35
ICICIBANK	31749200	23518600	1.35
BANKBARODA	49435425	37574550	1.32
HCLTECH	5903800	4485950	1.32
IEX	28016250	21802500	1.29
NESTLEIND	1755600	1371200	1.28
EICHERMOT	2037175	1664950	1.22
POLICYBZR	2170025	1796600	1.21
TORNTPHARM	333500	278000	1.2

**Top 10 Low PCR Ratio Stocks**

SCRIP	PUT	CALL	P/C RATIO
IDEA	611200000	1556720000	0.39
KEI	1230000	2801700	0.44
ZOMATO	47722000	103470000	0.46
IRB	19218750	39626500	0.48
ASTRAL	1244497	2518354	0.49
BSOFT	4954000	10115000	0.49
IREDA	16292200	33045500	0.49
IRFC	26261250	51419175	0.51
YESBANK	85046000	167804000	0.51
WIPRO	38667000	72414000	0.53

**NIFTY 50 SUPPORT-RESISTANCE LEVELS**

SYMBOL	R1	R2	PP	S1	S2
ADANIENT	2404	2433	2356	2327	2279
ADANIPTS	1216	1226	1199	1188	1171
APOLLOHOSP	6680	6818	6581	6443	6344
ASIANPAINT	2372	2393	2336	2315	2279
AXISBANK	1115	1124	1106	1097	1088
BAJAJ-AUTO	8081	8148	7996	7929	7845
BAJAJFINSV	2045	2073	1994	1966	1915
BAJFINANCE	9154	9232	9021	8942	8809
BEL	305	308	302	300	297
BHARTIARTL	1749	1763	1741	1727	1718
BPCL	282	286	278	274	270
BRITANNIA	4963	5042	4886	4806	4729
CIPLA	1499	1507	1487	1479	1468
COALINDIA	402	405	399	396	393
DRREDDY	1161	1178	1146	1130	1115
EICHERMOT	5453	5518	5382	5317	5246
GRASIM	2655	2680	2625	2600	2570
HCLTECH	1640	1653	1623	1610	1592
HDFCBANK	1853	1869	1833	1817	1797
HDFCLIFE	693	700	680	673	661
HEROMO-TOCO	3847	3905	3740	3682	3574
HINDALCO	703	708	697	692	686
HINDUNILVR	2279	2296	2260	2243	2224
ICICIBANK	1356	1366	1351	1341	1335
INDUSINDBK	690	703	667	654	630

SYMBOL	R1	R2	PP	S1	S2
INFY	1628	1644	1613	1598	1583
ITC	414	416	411	409	406
JSWSTEEL	1076	1084	1067	1059	1049
KOTAKBANK	2159	2173	2148	2135	2124
LT	3555	3589	3511	3478	3434
M&M	2779	2804	2747	2722	2690
MARUTI	11879	11970	11799	11708	11628
NESTLEIND	2280	2301	2261	2240	2220
NTPC	370	376	361	355	347
ONGC	246	248	243	241	238
POWERGRID	299	302	295	293	289
RELIANCE	1295	1301	1287	1281	1273
SBILIFE	1573	1588	1557	1542	1526
SBIN	782	788	773	768	759
SHRIRAMFIN	692	700	681	673	662
SUNPHARMA	1765	1785	1749	1729	1713
TATACONSUM	998	1014	979	962	943
TATAMOTORS	682	690	672	664	654
TATASTEEL	157	158	157	156	155
TCS	3690	3708	3663	3645	3617
TECHM	1441	1450	1429	1420	1408
TITAN	3126	3147	3096	3075	3044
TRENT	5504	5557	5435	5382	5312
ULTRACEMCO	11756	11853	11593	11496	11333
WIPRO	273	275	271	269	266

Disclaimer

Before you use this research report, please ensure to go through the disclosure inter-alia as required under Securities and Exchange Board of India (Research Analysts) Regulations, 2014 and Research Disclaimer at the following link: <https://www.religareonline.com/disclaimer>

**Specific analyst(s) specific disclosure(s) inter-alia as required under Securities and Exchange Board of India (Research Analysts) Regulations, 2014 is/are as under:**

Statements on ownership and material conflicts of interest, compensation– Research Analyst (RA) [Please note that only in case of multiple RAs, if in the event answers differ inter-se between the RAs, then RA specific answer with respect to questions under F(a) to F(j) below, are given separately]:

S. No.	Statement	Answer	
		Yes	No
	I/we or any of my/our relative has any financial interest in the subject company? <b>[if answer is yes, nature of Interest is given below this table]</b>		No
	I/we or any of my/our relatives, have actual/beneficial ownership of one percent. or more securities of the subject company, at the end of the month immediately preceding the date of publication of the research report or date of the public appearance?		No
	I/we or any of my/our relative, has any other material conflict of interest at the time of publication of the research report or at the time of public appearance?		No
	I/we have received any compensation from the subject company in the past twelve months?		No
	I/we have managed or co-managed public offering of securities for the subject company in the past twelve months?		No
	I/we have received any compensation for brokerage services from the subject company in the past twelve months?		No
	I/we have received any compensation for products or services other than brokerage services from the subject company in the past twelve months?		No
	I/we have received any compensation or other benefits from the subject company or third party in connection with the research report?		No
	I/we have served as an officer, director or employee of the subject company?		No
	I/we have been engaged in market making activity for the subject company?		No

Nature of Interest if answer to F(a) above is Yes: .....

..... Name(s) with Signature(s) of RA(s).

[Please note that only in case of multiple RAs and if the answers differ inter-se between the RAs, then RA specific answer with respect to questions under F(a) to F(j) above, are given below]

SS. No.	Name(s) of RA.	Signatures of RA	Serial Question of question which the signing RA needs to make a separate declaration / answer	Yes	No

Copyright in this document vests exclusively with RBL. This information should not be reproduced or redistributed or passed on directly or indirectly in any form to any other person or published, copied, in whole or in part, for any purpose, without prior written permission from RBL. We do not guarantee the integrity of any emails or attached files and are not responsible for any changes made to them by any other person.

*No representations are being made about the performance or activities unless accompanied by data regarding performance, disclosures of all the risk factors, etc. and disclaimer that "Such representations are not indicative of future results*

Name	Email ID	Designation
Vishvajeet Singh	<a href="mailto:vishvajeet.singh1@religare.com">vishvajeet.singh1@religare.com</a>	Research Analyst