



Daily Derivatives

24 December, 2025

DERIVATIVES

Key Indices

Index	Close	Changes (%)
NIFTY	26177.15	0.02
SENSEX	85524.84	-0.05
BANKNIFTY	59299.55	-0.01
INDIA VIX	9.37	-3.07

Market Outlook

The Nifty 50 index closed at 26,177, encountering selling pressure near the 26,250 level. However, it successfully held above the 26,100 mark, which continues to act as an immediate support zone. On the daily chart, index maintained a positive bias for the upcoming sessions with a cautious approach, as the index is trading near its record highs. Derivatives data for the monthly expiry indicates significant OI buildup at the 26,200 strike in both Call and Put options, highlighting a tug of war between bulls and bears at this level.



TRADE IDEA OF THE DAY -
GODREJCP

Buy December Future

Entry Range	1190-1200
Target Range	1178
Stop Loss	1240



Rationale

- The stock has decisively moved above its 20-Day and 50-Day EMAs, indicating a short-term trend reversal and strengthening bullish momentum.
- A series of higher lows on the daily chart suggests accumulation at lower levels and improving price structure.
- The 14-Day RSI is trending near the 65-70 zone, reflecting strong buying interest without entering overbought territory.
- MACD has turned positive with a bullish crossover, supporting the case for further upside in the near term.

24 December 2025

Daily
Derivatives

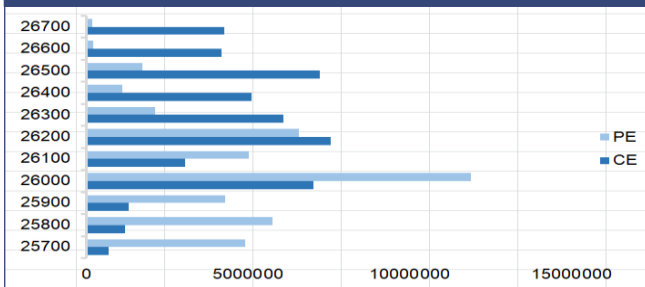
NIFTY

Nifty	26202.10
OI (In Lots)	188409
CHANGE IN OI (%)	-2.27
PRICE CHANGE (%)	0.02

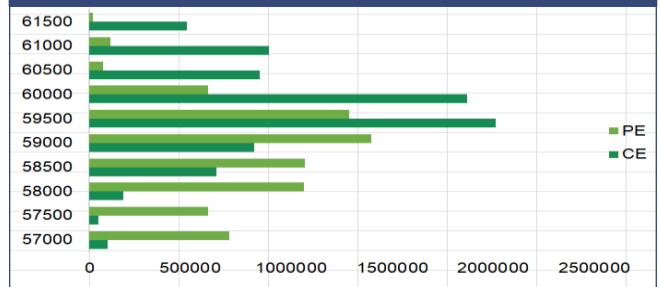
BANKNIFTY

Nifty	59386.60
OI (In Lots)	45243
CHANGE IN OI (%)	0.05
PRICE CHANGE (%)	-0.08

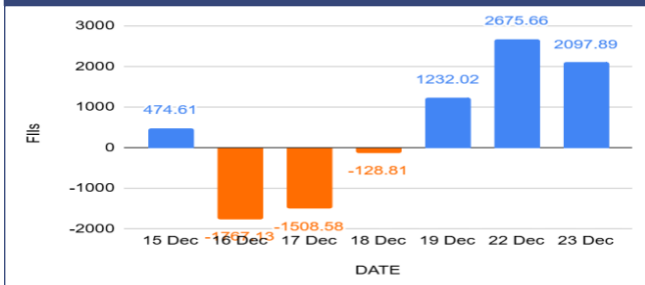
NIFTY OI



BANKNIFTY OI



FIIs Activity Index Futures



FIIs Long Short Ratio



Long Buildup

Name	Price	Price %	OI	OI%
NAUKRI	1367.8	1.50	9159375	22.19
GODREJCP	1197.5	0.86	8979500	15.32
360ONE	1176	1.50	2496000	13.87
CROMPTON	259.4	0.14	56833200	13.72

Short Buildup

Name	Price	Price %	OI	OI%
AXISBANK	1225.8	-0.74	67695000	20.70
AUROPHARMA	1218.5	-0.64	20885150	19.13
KEI	4431.8	-0.58	1298150	18.90
LTIM	6194.5	-0.19	2139300	18.77

Breakout Stocks (1 Month High)

Name	LTP	22 DAY HIGH	%
COALINDIA	401.1	388.4	3.27
NMDC	81.7	79.11	3.27
RVNL	342.1	333.45	2.59
IRFC	121.36	120.44	0.76

Breakdown Stocks (1 Month Low)

Name	LTP	22 DAY LOW	%
COFORGE	1782.9	1788.2	-0.3

NIFTY 50 - STOCKS KEY LEVELS

SYMBOL	R1*	R2*	PP*	S1*	S2*
ADANIENT	2267	2284	2256	2238	2227
ADANIPTS	1508	1522	1500	1485	1477
APOLLOHOSP	7109	7145	7063	7027	6981
ASIANPAINT	2824	2839	2803	2788	2767
AXISBANK	1235	1245	1229	1219	1214
BAJAJ-AUTO	9162	9225	9121	9058	9017
BAJAJFINSV	2056	2065	2049	2041	2034
BAJFINANCE	1018	1024	1012	1005	999
BEL	403	406	399	396	392
BHARTIARTL	2152	2180	2135	2107	2091
CIPLA	1516	1531	1507	1492	1483
COALINDIA	405	410	396	391	381
DRREDDY	1289	1294	1283	1278	1273
EICHERMOT	7334	7365	7307	7276	7249
ETERNAL	287	289	285	283	281
GRASIM	2845	2860	2828	2813	2796
HCLTECH	1692	1705	1674	1662	1644
HDFCBANK	1001	1006	994	990	983
HDFCLIFE	767	769	762	760	755
HINDALCO	870	876	866	859	855
HINDUNILVR	2315	2327	2298	2286	2268
ICICIBANK	1366	1370	1362	1358	1354
INDIGO	5175	5194	5154	5135	5114
INFY	1679	1691	1668	1657	1645
ITC	410	413	406	403	399

*R1 - Resistance 1 | *R2 - Resistance 2 | *PP - Pivot Point | *S1 - Support 1 | *S2 - Support 2

NIFTY 50 - STOCKS KEY LEVELS

SYMBOL	R1*	R2*	PP*	S1*	S2*
JIOFIN	300	301	299	298	297
JSWSTEEL	1102	1108	1097	1092	1086
KOTAKBANK	2173	2182	2161	2151	2140
LT	4085	4111	4069	4043	4027
M&M	3640	3655	3623	3608	3590
MARUTI	16684	16783	16621	16522	16459
MAXHEALTH	1083	1091	1074	1066	1057
NESTLEIND	1262	1267	1256	1251	1246
NTPC	325	327	323	321	318
ONGC	237	239	236	234	233
POWERGRID	269	272	267	265	262
RELIANCE	1578	1586	1573	1566	1560
SBILIFE	2032	2039	2025	2018	2011
SBIN	976	980	973	969	967
SHRIRAMFIN	968	978	950	940	922
SUNPHARMA	1770	1784	1761	1747	1738
TATACONSUM	1192	1198	1181	1175	1165
TATASTEEL	172	173	171	170	168
TCS	3322	3334	3308	3296	3281
TECHM	1643	1654	1636	1626	1618
TITAN	3949	3973	3933	3909	3893
TMPV	367	372	363	358	353
TRENT	4225	4260	4201	4165	4141
ULTRACEMCO	11775	11873	11653	11555	11433
WIPRO	273	274	271	270	269

*R1 - Resistance 1 | *R2 - Resistance 2 | *PP - Pivot Point | *S1 - Support 1 | *S2 - Support 2

Our Research Team

Name	Email ID
Ajit Mishra	ajit.mishra@religare.com
Abhijeet Banerjee	abhijeet.banerjee@religare.com
Gaurav Sharma	gauravsharma2@religare.com
Ashwani Harit	ashwani.harit@religare.com
Divya Parmar	divya.parmar@religare.com
Rajan Gupta	rajan.gupta1@religare.com
Vivek Chandra	vivek.chandra@religare.com
Himanshu Gupta	himanshu.gupta1@religare.com
Vishvajeet Singh	vishvajeet.singh1@religare.com

24 December 2025

Daily
Derivatives

Before you use this research report, please ensure to go through the disclosure interalia as required under Securities and Exchange Board of India (Research Analysts) Regulations, 2014 and Research Disclaimer at the following link: www.religareonline.com/disclaimer

Specific analyst(s) specific disclosure(s) inter-alia as required under Securities and Exchange Board of India (Research Analysts) Regulations, 2014 is/are as under:

S.No.	Statement	Answer	
		Tick Appropriate	
		Yes	No
1.	I/we or any of my/our relative has any financial interest in the subject company? (If answer is yes, nature of interest is given below this table)		No
2.	I/we or any of my/our relatives, have actual/beneficial ownership of one per cent. or more securities of the subject company, at the end of the month immediately preceding the date of the research report or date of the public appearance?		No
3.	I/we or any of my/our relative, has any other material conflict of interest at the time of publication of the research report or at the time of the public appearance?		
4.	I/we have received any compensation from the subject company in the past twelve months?		No
5.	I/we have managed or co-managed public offering of securities for the subject company in the past twelve months?		No
6.	I/we have received any compensation for brokerage services from the subject company in the past twelve months?		No
7.	I/we have received any compensation or other benefits from the subject company or third party in connection with the research report?		No
8.	I/we have served as an officer, director or employee of the subject company?		No
9.	I/we have been engaged in market making activity for the subject company?		No

2014 is/are as under:

Statements of ownership and material conflicts of interest, compensation – Research Analyst (RA)

Nature of Interest [If answer to f (a) above conflicts is Yes

.....]

Name(s) with Signature(s) of RA(s).

[Please note that only in case of multiple RAs and if the answers differ inter-se between the RAs, then RA specific answer with respect to

Copyright: This document vests exclusively with RBL. This information should not be reproduced or redistributed or passed on directly or indirectly in any form to any other person or published, copied, in whole or in part, for any purpose, without prior written permission from RBL. We do not guarantee the integrity of any emails or attached files and are not responsible for any changes made to them by any other person.