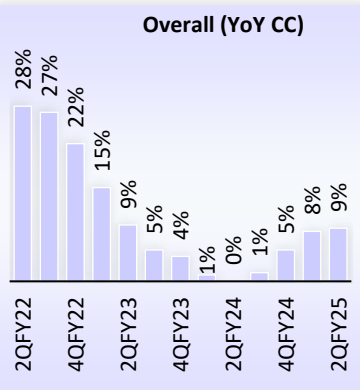


Revenue growth maintains its upward trajectory



New bookings stood at USD20.9b in 2QFY25



Accenture 2QFY25 results: A cautious outlook for Indian IT

Guidance tightened to 5-7% CC amid discretionary spending constraints

Accenture (ACN) reported 2QFY25 revenues of USD16.7b, up 8.5% YoY CC (~5.5% organic YoY CC terms), near the upper end of the guided range of 5% to 9%. ACN has narrowed its revenue growth guidance to 5-7% CC (from 4-7% CC) for FY25 (~2-4% organic YoY CC). ACN's top end of the guidance (unchanged) bakes in no recovery in discretionary spending. The results reinforce the cautious sentiment around discretionary spending in IT services, which remains constrained, particularly for smaller deals. As we argue in our 11th Mar'25 report ([Recovery stuck in second gear](#)), the expectation that discretionary spending would revive in areas like US Banking, Healthcare, and Hi-Tech due to factors such as rate cuts, a business-friendly administration, and pre-GenAI spending has not fully materialized, as the landscape over the past six months has shifted—US rate cuts appear less imminent, and geopolitical/tariff risks have introduced new uncertainties for enterprises in the US and Europe. ACN's commentary suggests that clients remain focused on cost efficiency and large-scale transformation rather than incremental IT services spending.

Guidance narrowed to 5-7% (from 4-7%); outsourcing deal wins down 6% YoY

- Revenue performance:** Revenue stood at USD16.7b, up 8.5% YoY in CC (~5.5% organic YoY CC terms) in 2QFY25, near the upper end of the guidance range of 5% to 9%. Managed services revenue grew 11% YoY CC, while consulting services grew 6% YoY CC.
- Bookings in 2Q:** ACN reported outsourcing bookings of USD10.4b, down 5.6% YoY, while consulting bookings were flat YoY at USD10.5b. The book-to-bill ratio came in at 1.3x in 2QFY25, in line with the average of 1.2x over the past four quarters.
- Revenue guidance:** ACN expects 3QFY25 revenue growth in the range of 3% to 7% YoY CC and has narrowed its FY25 revenue growth guidance to 5-7% CC from 4-7% in CC given in the previous quarter. With an estimated FY25 inorganic contribution of ~3%, the organic growth guidance for FY25 stands at 2-4%.
- Vertical-wise performance:** Growth was led by Financial Services (11% YoY CC) and Healthcare & Public Services (10% YoY CC), while Products/Communications/Resources verticals grew 9%/6%/5% YoY CC.
- Operating margin performance:** EBIT margin was up 50bp YoY to 13.5% in 2Q. For FY25, margin is expected to be in the range of 15.6% to 15.7%, an expansion of 80bp to 90bp YoY.
- Muted headcount addition:** ACN workforce growth was flat QoQ at ~801k, attrition increased by 100bp to 13% (vs. 12% in 1Q), and utilization stood at 91%.

Focus remains on cost-optimization, with selective uptick in discretionary spending

- **Discretionary spending remains subdued:** While there have been some improvements in banking and capital markets, overall discretionary spending remains largely stable. Smaller deals continue to face headwinds due to cautious client budgets. On top of that, macroeconomic and political factors—like tariffs and shifting consumer sentiment—are adding to the uncertainty.
- **Managed Services to outperform Consulting business:** Management continues to anticipate stronger growth in Managed Services compared to Consulting, with the former projected to grow in the high single digits and the latter in the mid-single digits YoY. In this quarter, Managed Services expanded by 11% YoY in local currency, while Consulting saw a 6% YoY increase. Managed Services bookings stood at USD10.4B (down 6% YoY), with demand largely driven by digital core transformations and AI-driven efficiencies.
- **Key verticals driving growth:** Growth in 2Q was led by Financial Services (+11% YoY CC) and Healthcare & Public Services (+10% YoY CC), while the Products, Communications, and Resources verticals grew 9%, 6%, and 5% YoY CC, respectively.
- Banking and capital markets, particularly in the Americas, performed well, with early signs of an uptick in discretionary spending. That said, the broader landscape remains tough, as companies continue to focus on cost take-out deals and efficiencies rather than making new discretionary IT investments.

GenAI to act as a catalyst going ahead

- ACN is seeing good traction from clients on GenAI. GenAI continues to be a catalyst for reinvention initiatives across the enterprise and building out the data foundation necessary to capitalize on AI.
- **In 2Q25, ACN secured USD1.4b in new GenAI bookings and generated ~USD600m in revenue from AI initiatives (For context, ACN generated USD900m in GenAI revenue in FY24).** The company is actively expanding its AI and data workforce, which now stands at ~72,000 employees, progressing toward its goal of 80,000 by FY26. ACN expects GenAI adoption to accelerate further in FY25, as clients prioritize AI-driven efficiencies and innovations.
- A strong data foundation is essential for scaling AI capabilities, and ACN is seeing increasing demand for data modernization, security, and cloud infrastructure. **We believe that companies that have already invested in data engineering and security frameworks are in a better position to integrate GenAI at scale—leading to more automation, streamlined operations, and greater efficiency.**

Key highlights from the management commentary

- Recent macroeconomic and geopolitical factors, including tariffs and consumer sentiment shifts, have introduced added uncertainty.
- The federal govt. accounted for 8% of global revenue and 16% of Americas revenue in FY24. Efficiency programs by the new administration have led to a slowdown in procurement actions, which is hurting sales.
- Clients continue to prioritize large-scale transformations. ACN saw 32 clients with quarterly bookings of over USD100m. Discretionary spending for 2QFY25

was constrained particularly in small deals, but some pockets such as BFSI and Healthcare saw improvement.

- However, the full-year guidance (5-7%) assumes that discretionary spend does not have to improve at the top end of the range.
- **GenAI remains a catalyst for invention. Clients focus on building the digital core with increased AI integration.** The company is seeing an increasing number of clients embracing GenAI. There is no view of sit-back on GenAI transformation.
- The macro-economic environment remains largely unchanged.
- ACN expects 3QFY25 revenue growth in the range of 3% to 7% YoY CC while FY25 revenue growth guidance was narrowed to 5% to 7% CC from 4% to 7% in CC given in previous quarter.

Quarterly Performance

| Y/E August | FY24 | | | | FY25 | | FY23 | FY24 |
|----------------------|-------|--------|-------|--------|-------|--------|--------|-------|
| | 1Q | 2Q | 3Q | 4Q | 1Q | 2Q | | |
| Revenue (USD b) | 16.2 | 15.8 | 16.5 | 16.4 | 17.7 | 16.7 | 64.1 | 64.9 |
| QoQ (%) | 1.5% | -2.6% | 4.4% | -0.5% | 7.8% | -5.8% | | |
| YoY (%) | 3.0% | 0.0% | -1.0% | 3.0% | 9.0% | 5.0% | 4.1% | 1.29% |
| GPM (%) | 33.6% | 30.9% | 33.5% | 32.6% | 32.9% | 29.9% | 32.3% | 32.7% |
| SGA (%) | 10.5% | 10.3% | 10.6% | 10.7% | 10.2% | 10.1% | 10.3% | 10.5% |
| EBIT (USD m) | 2,564 | 2,046 | 2,631 | 2,353 | 2,948 | 2,244 | 8,809 | 9,594 |
| EBIT Margin (%) | 15.8% | 12.9% | 15.9% | 14.3% | 16.7% | 13.5% | 13.7% | 14.8% |
| Other income | 52 | 49 | 23 | -21 | 7 | 44 | 329 | 103 |
| PBT (USD m) | 2,616 | 2,095 | 2,654 | 2,332 | 2,955 | 2,288 | 9,138 | 9,697 |
| ETR (%) | 23.2% | 18.4% | 25.4% | 26.3% | 21.6% | 20.4% | 23.4% | 23.5% |
| Adj. PAT (USD m) | 1,973 | 1,674 | 1,932 | 1,685 | 2,278 | 1,787 | 6,871 | 7,264 |
| Exceptional items | 0 | 0 | 0 | 0 | 0 | 0 | 0 | 0 |
| Reported PAT (USD m) | 1,973 | 1,674 | 1,932 | 1,685 | 2,278 | 1,787 | 6,871 | 7,264 |
| QoQ (%) | 43.7% | -15.1% | 15.4% | -12.8% | 35.2% | -21.6% | | |
| YoY (%) | 0.4% | 9.9% | -3.9% | 22.7% | 15.5% | 6.7% | -0.08% | 5.73% |
| EPS (USD) | 3.14 | 2.66 | 3.07 | 2.69 | 3.65 | 2.82 | 10.90 | 11.57 |

Source: MOFSL, Company

Key highlights from the management interaction

Performance and operations

- Recent macroeconomic and geopolitical factors, including tariffs and consumer sentiment shifts, have introduced added uncertainty.
- The US General Service Administration has instructed all federal agencies to review their contracts with the top 10 highest paid consulting firms contracting with the US government, which includes Accenture Federal Services.
- The federal govt. accounts for 8% of global revenue and 16% of Americas revenue in FY24. Efficiency programs by the new administration have led to a slowdown in procurement actions, which is hurting sales.
- Managed services revenue reached USD8.4b, 11% YoY CC, driven by double-digit growth in technology-managed services and high single digit growth in operations.
- Growth in managed services within financial services was driven by demand for cloud, AI, and automation solutions.
- ACN acquired Altus Consulting in the UK, strengthening its consulting and digital transformation capabilities for financial services clients.

- ACN reported outsourcing bookings of USD10.4b, down 5.6% YoY, while consulting bookings were flat YoY at USD10.5b. The book-to-bill ratio came in at 1.3x in 2QFY25, consistent with the average of 1.2x over the past four quarters. No impact on bookings due to persistent uncertainty. The company saw 32 clients with quarterly bookings of USD100m.
- The company added ~2,000 employees. It is comfortable at the current utilization level of 91%. North America: Growth was led by banking and capital markets, industrial, health and consumer goods, retail and travel services.
- In EMEA, the company delivered 8% growth CC, led by public services, life sciences and consumer goods, retail, and travel services.
- The European Union has announced a major defense spending program. ACN is well positioned to capture the opportunity. Recent acquisitions will help ACN capture the growth.
- GenAI recorded USD1.4b in bookings and approx. USD600m in revenues. ACN leads in the ecosystem partnership, which has helped in winning large deals.

Demand highlights

- Clients continue to prioritize large-scale transformation. The company saw 32 clients with quarterly bookings of over USD100m. Discretionary spending for 2QFY25 was constrained particularly in small deals, but some pockets such as BFSI and Healthcare saw improvement.
- However, the full-year guidance (5-7%) assumes that discretionary spending does not have to improve at the top end of the range.
- Pricing is stable as the market is competitive. No meaningful increases in budgets are seen from clients.
- GenAI remains a catalyst for invention. Clients focus on building the digital core with increased AI integration. The company is seeing an increasing number of clients embracing GenAI. There is no view of sit-back on GenAI transformation.

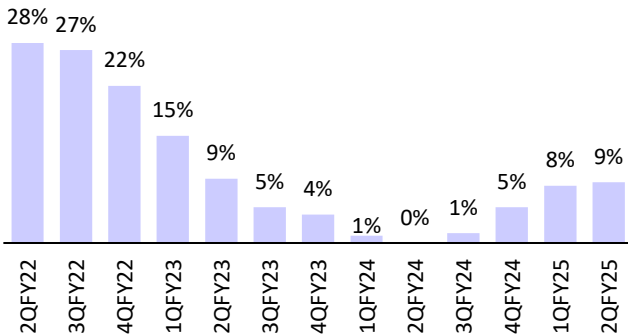
Outlook

- ACN expects 3QFY25 revenue growth in the range of 3-7% YoY CC and has narrowed its FY25 revenue growth guidance to 5-7% CC from 4-7% in CC given in the previous quarter.
- The company returned at least USD2.4b in cash to shareholders through dividends and share repurchases.
- Management has guided adjusted operating margin to be in the range of 15.6% to 15.7% in FY25, up 80bp to 90bp YoY.

Story in charts

Exhibit 1: Revenue growth maintains its upward trajectory

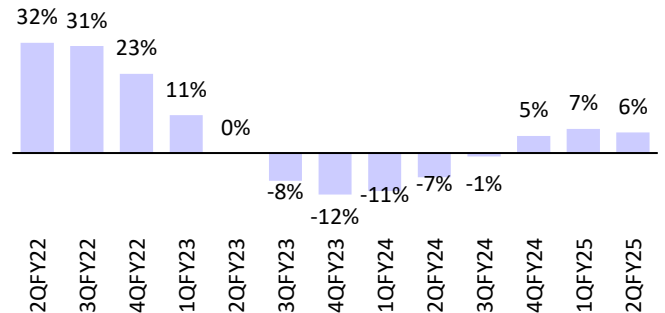
Overall (YoY CC)



Source: Company, MOFSL

Exhibit 2: CMT vertical maintains its growth trajectory

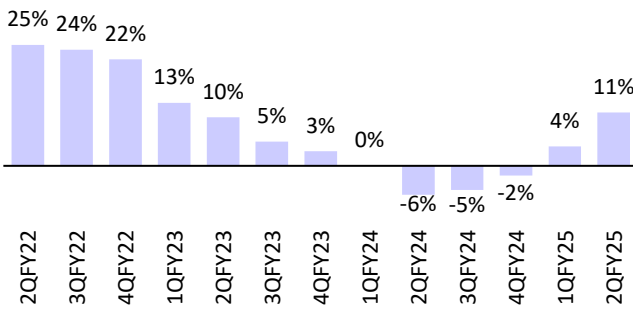
Communications, media & technology (YoY CC)



Source: Company, MOFSL

Exhibit 3: Financial Services punches double-digit growth

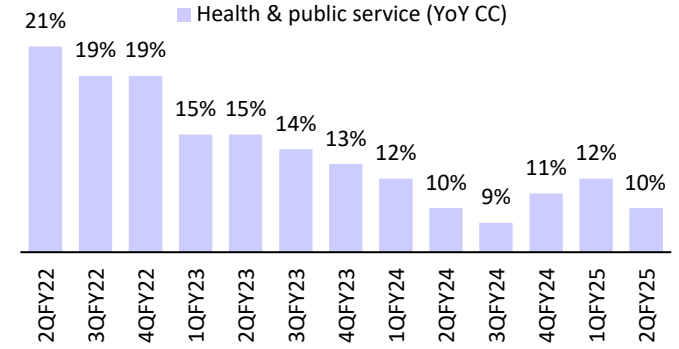
Financial services (YoY CC)



Source: Company, MOFSL

Exhibit 4: Health and Public Service records another healthy quarter

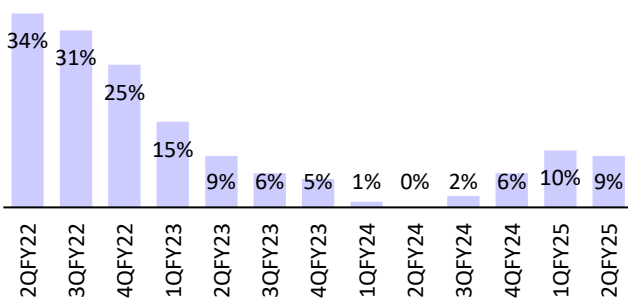
Health & public service (YoY CC)



Source: Company, MOFSL

Exhibit 5: Products posted 9% YoY CC growth

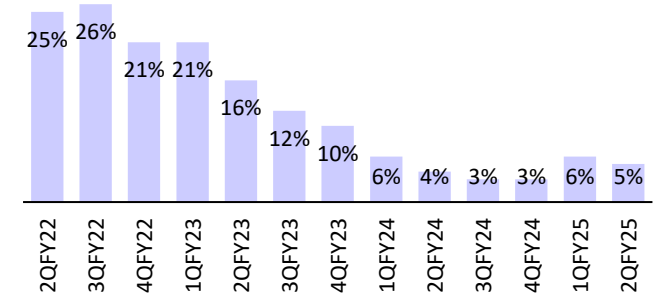
Products (YoY CC)



Source: Company, MOFSL

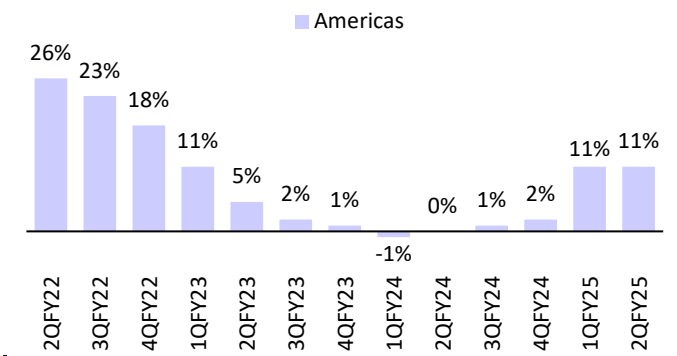
Exhibit 6: Resources clocked stable growth

Resources (YoY CC)



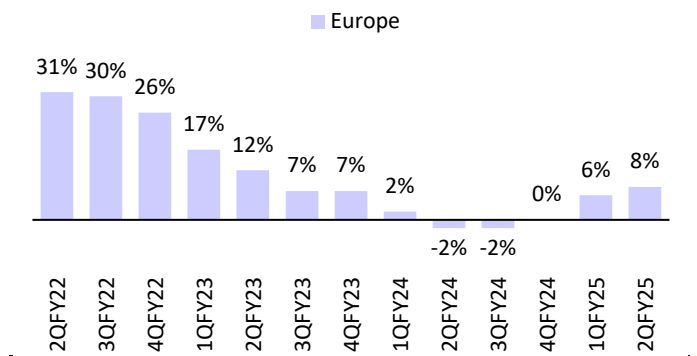
Source: Company, MOFSL

Exhibit 7: America's growth performance remains intact



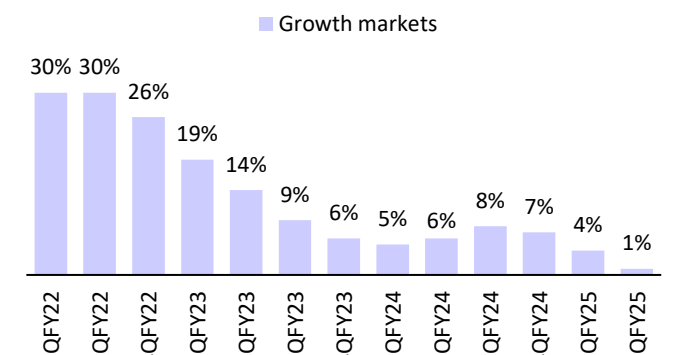
Source: Company, MOFSL

Exhibit 8: Europe inches toward double-digit growth



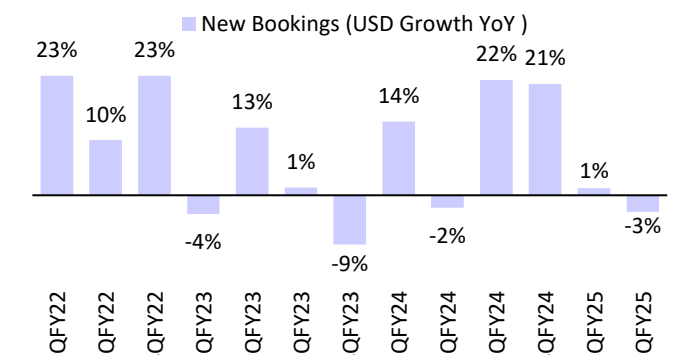
Source: Company, MOFSL

Exhibit 9: Growth markets were muted



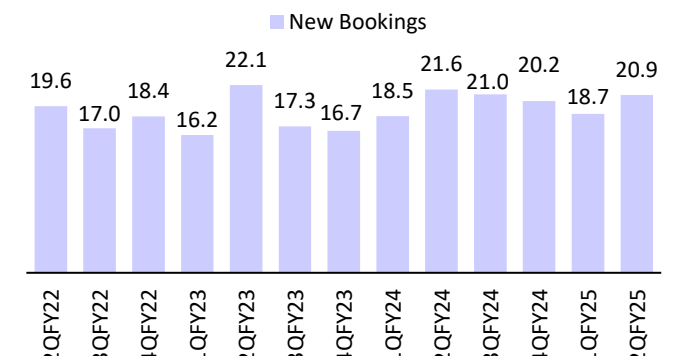
Source: Company, MOFSL

Exhibit 10: New bookings were down YoY



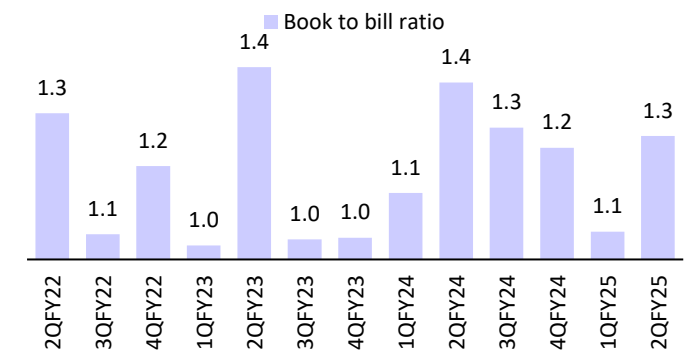
Source: Company, MOFSL

Exhibit 11: New bookings stood at USD20.9b in 2QFY25



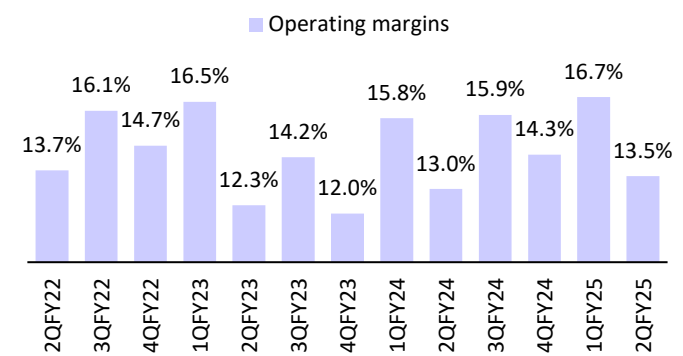
Source: Company, MOFSL

Exhibit 12: BTB ratio stood at 1.3x



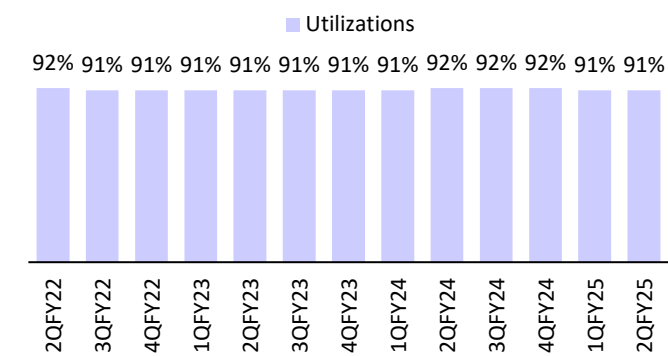
Source: Company, MOFSL

Exhibit 13: Reported operating margin up by 50bp YoY



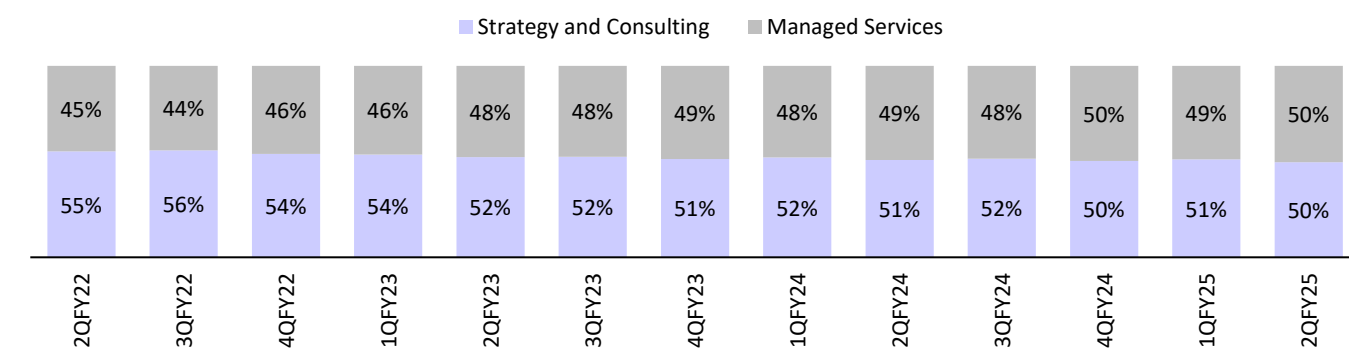
Source: Company, MOFSL

Exhibit 14: Utilization remained steady



Source: Company, MOFSL

Exhibit 15: Strategy & Consulting and Managed Services mix was stable



Source: Company, MOFSL

Investment in securities market are subject to market risks. Read all the related documents carefully before investing

NOTES

| Explanation of Investment Rating | |
|----------------------------------|--|
| Investment Rating | Expected return (over 12-month) |
| BUY | >=15% |
| SELL | < - 10% |
| NEUTRAL | > - 10% to 15% |
| UNDER REVIEW | Rating may undergo a change |
| NOT RATED | We have forward looking estimates for the stock but we refrain from assigning recommendation |

*In case the recommendation given by the Research Analyst is inconsistent with the investment rating legend for a continuous period of 30 days, the Research Analyst shall within following 30 days take appropriate measures to make the recommendation consistent with the investment rating legend.

Disclosures:

The following Disclosures are being made in compliance with the SEBI Research Analyst Regulations 2014 (herein after referred to as the Regulations).

Motilal Oswal Financial Services Ltd. (MOFSL) is a SEBI Registered Research Analyst having registration no. INH000000412. MOFSL, the Research Entity (RE) as defined in the Regulations, is engaged in the business of providing Stock broking services, Depository participant services & distribution of various financial products. MOFSL is a listed public company, the details in respect of which are available on www.motilaloswal.com. MOFSL (erstwhile Motilal Oswal Securities Limited - MOSL) is registered with the Securities & Exchange Board of India (SEBI) and is a registered Trading Member with National Stock Exchange of India Ltd. (NSE) and Bombay Stock Exchange Limited (BSE), Multi Commodity Exchange of India Limited (MCX) and National Commodity & Derivatives Exchange Limited (NCDEX) for its stock broking activities & is Depository participant with Central Depository Services Limited (CDSL) National Securities Depository Limited (NSDL), NERL, COMRIS and CCRL and is member of Association of Mutual Funds of India (AMFI) for distribution of financial products and Insurance Regulatory & Development Authority of India (IRDA) as Corporate Agent for insurance products. Details of associate entities of Motilal Oswal Financial Services Ltd. are available on the website at <http://onlinereports.motilaloswal.com/Dormant/documents/Associate%20Details.pdf>

Details of pending Enquiry Proceedings of Motilal Oswal Financial Services Limited are available on the website at <https://galaxy.motilaloswal.com/ResearchAnalyst/PublishViewLitigation.aspx>

MOFSL, its associates, Research Analyst or their relatives may have any financial interest in the subject company. MOFSL and/or its associates and/or Research Analyst or their relatives may have actual beneficial ownership of 1% or more securities in the subject company at the end of the month immediately preceding the date of publication of the Research Report or date of the public appearance. MOFSL and its associate company(ies), their directors and Research Analyst and their relatives may have any other potential conflict of interests at the time of publication of the research report or at the time of public appearance, however the same shall have no bearing whatsoever on the specific recommendations made by the analyst(s), as the recommendations made by the analyst(s) are completely independent of the views of the associates of MOFSL even though there might exist an inherent conflict of interest in some of the stocks mentioned in the research report.

In the past 12 months, MOFSL or any of its associates may have:

- received any compensation/other benefits from the subject company of this report
- managed or co-managed public offering of securities from subject company of this research report,
- received compensation for investment banking or merchant banking or brokerage services from subject company of this research report,
- received compensation for products or services other than investment banking or merchant banking or brokerage services from the subject company of this research report.

- MOFSL and its associates have not received any compensation or other benefits from the subject company or third party in connection with the research report.
- Subject Company may have been a client of MOFSL or its associates during twelve months preceding the date of distribution of the research report.
- Research Analyst may have served as director/officer/employee in the subject company.
- MOFSL and research analyst may engage in market making activity for the subject company.

MOFSL and its associate company(ies), and Research Analyst and their relatives from time to time may have:

- a long or short position in, act as principal in, and buy or sell the securities or derivatives thereof of companies mentioned herein.
- be engaged in any other transaction involving such securities and earn brokerage or other compensation or act as a market maker in the financial instruments of the company(ies) discussed herein or act as an advisor or lender/borrower to such company(ies) or may have any other potential conflict of interests with respect to any recommendation and other related information and opinions.; however the same shall have no bearing whatsoever on the specific recommendations made by the analyst(s), as the recommendations made by the analyst(s) are completely independent of the views of the associates of MOFSL even though there might exist an inherent conflict of interest in some of the stocks mentioned in the research report.

Above disclosures include beneficial holdings lying in demat account of MOFSL which are opened for proprietary investments only. While calculating beneficial holdings, It does not consider demat accounts which are opened in name of MOFSL for other purposes (i.e holding client securities, collaterals, error trades etc.). MOFSL also earns DP income from clients which are not considered in above disclosures. To enhance transparency, MOFSL has incorporated a Disclosure of Interest Statement in this document. This should, however, not be treated as endorsement of the views expressed in the report. MOFSL and / or its affiliates do and seek to do business including investment banking with companies covered in its research reports. As a result, the recipients of this report should be aware that MOFSL may have a potential conflict of interest that may affect the objectivity of this report.

Terms & Conditions:

This report has been prepared by MOFSL and is meant for sole use by the recipient and not for circulation. The report and information contained herein is strictly confidential and may not be altered in any way, transmitted to, copied or distributed, in part or in whole, to any other person or to the media or reproduced in any form, without prior written consent of MOFSL. The report is based on the facts, figures and information that are considered true, correct, reliable and accurate. The intent of this report is not recommendatory in nature. The information is obtained from publicly available media or other sources believed to be reliable. Such information has not been independently verified and no guaranty, representation of warranty, express or implied, is made as to its accuracy, completeness or correctness. All such information and opinions are subject to change without notice. The report is prepared solely for informational purpose and does not constitute an offer document or solicitation of offer to buy or sell or subscribe for securities or other financial instruments for the clients. Though disseminated to all the customers simultaneously, not all customers may receive this report at the same time. MOFSL will not treat recipients as customers by virtue of their receiving this report.

Analyst Certification

The views expressed in this research report accurately reflect the personal views of the analyst(s) about the subject securities or issues, and no part of the compensation of the research analyst(s) was, is, or will be directly or indirectly related to the specific recommendations and views expressed by research analyst(s) in this report.

A graph of daily closing prices of securities is available at www.nseindia.com, www.bseindia.com. Research Analyst views on Subject Company may vary based on Fundamental research and Technical Research. Proprietary trading desk of MOFSL or its associates maintains arm's length distance with Research Team as all the activities are segregated from MOFSL research activity and therefore it can have an independent view with regards to subject company for which Research Team have expressed their views.

Regional Disclosures (outside India)

This report is not directed or intended for distribution to or use by any person or entity resident in a state, country or any jurisdiction, where such distribution, publication, availability or use would be contrary to law, regulation or which would subject MOFSL & its group companies to registration or licensing requirements within such jurisdictions.

For Hong Kong:

This report is distributed in Hong Kong by Motilal Oswal Capital Markets (Hong Kong) Private Limited, a licensed corporation (CE AYY-301) licensed and regulated by the Hong Kong Securities and Futures Commission (SFC) pursuant to the Securities and Futures Ordinance (Chapter 571 of the Laws of Hong Kong) "SFO". As per SEBI (Research Analyst Regulations) 2014 Motilal Oswal Financial Services Limited (SEBI Reg No. INH000000412) has an agreement with Motilal Oswal Capital Markets (Hong Kong) Private Limited for distribution of research report in Hong Kong. This report is intended for distribution only to "Professional Investors" as defined in Part I of Schedule 1 to SFO. Any investment or investment activity to which this document relates is only available to professional investor and will be engaged only with professional investors." Nothing here is an offer or solicitation of these securities, products and services in any jurisdiction where their offer or sale is not qualified or exempt from registration. The Indian Analyst(s) who compile this report is/are not located in Hong Kong & are not conducting Research Analysis in Hong Kong.

For U.S.

MOTILAL Oswal Financial Services Limited (MOFSL) is not a registered broker - dealer under the U.S. Securities Exchange Act of 1934, as amended (the "1934 act") and under applicable state laws in the United States. In addition MOFSL is not a registered investment adviser under the U.S. Investment Advisers Act of 1940, as amended (the "Advisers Act" and together with the 1934 Act, the "Acts"), and under applicable state laws in the United States. Accordingly, in the absence of specific exemption under the Acts, any brokerage and investment services provided by MOFSL, including the products and services described herein are not available to or intended for U.S. persons. This report is intended for distribution only to "Major Institutional Investors" as defined by Rule 15a-6(b)(4) of the Exchange Act and interpretations thereof by SEC (henceforth referred to as "major institutional investors"). This document must not be acted on or relied on by persons who are not major institutional investors. Any investment or investment activity to which this document relates is only available to major institutional investors and will be engaged in only with major institutional investors. In reliance on the exemption from registration provided by Rule 15a-6 of the U.S. Securities Exchange Act of 1934, as amended (the "Exchange Act") and interpretations thereof by the U.S. Securities and Exchange Commission ("SEC") in order to conduct

business with Institutional Investors based in the U.S., MOFSL has entered into a chaperoning agreement with a U.S. registered broker-dealer, Motilal Oswal Securities International Private Limited. ("MOSIPL"). Any business interaction pursuant to this report will have to be executed within the provisions of this chaperoning agreement.

The Research Analysts contributing to the report may not be registered /qualified as research analyst with FINRA. Such research analyst may not be associated persons of the U.S. registered broker-dealer, MOSIPL, and therefore, may not be subject to NASD rule 2711 and NYSE Rule 472 restrictions on communication with a subject company, public appearances and trading securities held by a research analyst account.

For Singapore

In Singapore, this report is being distributed by Motilal Oswal Capital Markets Singapore Pte Ltd ("MOCMSPL") (Co. Reg. NO. 201129401Z) which is a holder of a capital markets services license and an exempt financial adviser in Singapore. Persons in Singapore should contact MOCMSPL in respect of any matter arising from, or in connection with this report/publication/communication. This report is distributed solely to persons who qualify as "Institutional Investors", of which some of whom may consist of "accredited" institutional investors as defined in section 4A(1) of the Securities and Futures Act of Singapore. Accordingly, if a Singapore person is not, or ceases to be, such an investor, they must immediately discontinue any use of this Report and inform MOCMSPL.

Disclaimer:

The report and information contained herein is strictly confidential and meant solely for the selected recipient and may not be altered in any way, transmitted to, copied or distributed, in part or in whole, to any other person or to the media or reproduced in any form, without prior written consent. This report and information herein is solely for informational purpose and may not be used or considered as an offer document or solicitation of offer to buy or sell or subscribe for securities or other financial instruments. Nothing in this report constitutes investment, legal, accounting and tax advice or a representation that any investment or strategy is suitable or appropriate to your specific circumstances. The securities discussed and opinions expressed in this report may not be suitable for all investors, who must make their own investment decisions, based on their own investment objectives, financial positions and needs of specific recipient. This may not be taken in substitution for the exercise of independent judgment by any recipient. Each recipient of this document should make such investigations as it deems necessary to arrive at an independent evaluation of an investment in the securities of companies referred to in this document (including the merits and risks involved), and should consult its own advisors to determine the merits and risks of such an investment. The investment discussed or views expressed may not be suitable for all investors. Certain transactions -including those involving futures, options, another derivative products as well as non-investment grade securities - involve substantial risk and are not suitable for all investors. No representation or warranty, express or implied, is made as to the accuracy, completeness or fairness of the information and opinions contained in this document. The Disclosures of Interest Statement incorporated in this document is provided solely to enhance the transparency and should not be treated as endorsement of the views expressed in the report. This information is subject to change without any prior notice. The Company reserves the right to make modifications and alternations to this statement as may be required from time to time without any prior approval. MOFSL, its associates, their directors and the employees may from time to time, effect or have effected an own account transaction in, or deal as principal or agent in or for the securities mentioned in this document. They may perform or seek to perform investment banking or other services for, or solicit investment banking or other business from, any company referred to in this report. Each of these entities functions as a separate, distinct and independent of each other. The recipient should take this into account before interpreting the document. This report has been prepared on the basis of information that is already available in publicly accessible media or developed through analysis of MOFSL. The views expressed are those of the analyst, and the Company may or may not subscribe to all the views expressed therein. This document is being supplied to you solely for your information and may not be reproduced, redistributed or passed on, directly or indirectly, to any other person or published, copied, in whole or in part, for any purpose. This report is not directed or intended for distribution to, or use by, any person or entity who is a citizen or resident of or located in any locality, state, country or other jurisdiction, where such distribution, publication, availability or use would be contrary to law, regulation or which would subject MOFSL to any registration or licensing requirement within such jurisdiction. The securities described herein may or may not be eligible for sale in all jurisdictions or to certain category of investors. Persons in whose possession this document may come are required to inform themselves of and to observe such restriction. Neither the Firm, not its directors, employees, agents or representatives shall be liable for any damages whether direct or indirect, incidental, special or consequential including lost revenue or lost profits that may arise from or in connection with the use of the information. The person accessing this information specifically agrees to exempt MOFSL or any of its affiliates or employees from, any and all responsibility/liability arising from such misuse and agrees not to hold MOFSL or any of its affiliates or employees responsible for any such misuse and further agrees to hold MOFSL or any of its affiliates or employees free and harmless from all losses, costs, damages, expenses that may be suffered by the person accessing this information due to any errors and delays.

This report is meant for the clients of Motilal Oswal only.

Investment in securities market are subject to market risks. Read all the related documents carefully before investing.

Registration granted by SEBI and certification from NISM in no way guarantee performance of the intermediary or provide any assurance of returns to investors.

Registered Office Address: Motilal Oswal Tower, Rahimtullah Sayani Road, Opposite Parel ST Depot, Prabhadevi, Mumbai-400025; Tel No.: 022 - 71934200 / 71934263; www.motilaloswal.com. Correspondence Address: Palm Spring Centre, 2nd Floor, Palm Court Complex, New Link Road, Malad (West), Mumbai -400 064. Tel No: 022 71881000. Details of Compliance Officer: Neeraj Agarwal, Email Id: na@motilaloswal.com, Contact No.:022-40548085.

Grievance Redressal Cell:

| Contact Person | Contact No. | Email ID |
|--------------------|-----------------------------|------------------------------|
| Ms. Hemangi Date | 022 40548000 / 022 67490600 | query@motilaloswal.com |
| Ms. Kumud Upadhyay | 022 40548082 | servicehead@motilaloswal.com |
| Mr. Ajay Menon | 022 40548083 | am@motilaloswal.com |

Registration details of group entities.: Motilal Oswal Financial Services Ltd. (MOFSL): INZ000158836 (BSE/NSE/MCX/NCDEX); CDSL and NSDL: IN-DP-16-2015; Research Analyst: INH000000412 . AMFI: ARN : 146822. IRDA Corporate Agent – CA0579. Motilal Oswal Financial Services Ltd. is a distributor of Mutual Funds, PMS, Fixed Deposit, Insurance, Bond, NCDs and IPO products.

Customer having any query/feedback/ clarification may write to query@motilaloswal.com. In case of grievances for any of the services rendered by Motilal Oswal Financial Services Limited (MOFSL) write to grievances@motilaloswal.com, for DP to dpgrievances@motilaloswal.com.