

# EVENING ROUNDUP

A Daily Evening Report on Bullion, Base Metals and Energy Commodities



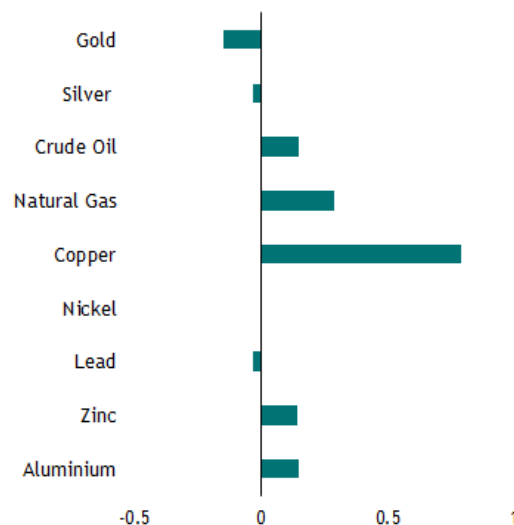
Friday, May 3, 2024

- Gold spot poised for a second straight weekly decline, while a cautious stance is witnessed in the bullion in the current session as investors await the U.S. non-farm payrolls data due for today that could provide cues on the Federal Reserve's rate cut timeline.
- The Federal Reserve maintained its interest rates steady at 5.25%-5.50% range and hinted at a potential future decrease in borrowing costs. However, Fed expressed concern about recent below-par inflation figures, suggesting that any rate cuts might be delayed as a result.
- China's manufacturing purchasing managers index (PMI) read 50.4 in April, suggesting the manufacturing activity grew slightly more than expected as the sector continued to benefit from stimulus measures from Beijing. The reading slowed from the 50.8 in March, but marked expansion for a second month.
- Crude oil prices saw a slight uptick today, but remained on track of its worst weekly fall in three months due to uncertainties surrounding demand and elevated interest rates.
- Saudi Arabia, the top crude oil exporter, is considering raising the official selling prices for the majority of its crude grades supplied to Asia in June. This move could see prices reaching their highest levels in five months, spurred by the recent strength in Middle East benchmarks.
- Global refined lead and zinc markets are likely to see a surplus in 2024, the International Lead and Zinc Study Group (ILZSG) said. The global refined zinc market will see a surplus of 56,000 metric tonnes in 2024 compared with a previous forecast of 367,000 tonnes. In the lead market, global supply of refined metal will exceed demand by 40,000 tons in 2024, the ILZSG said.
- Chilean Copper Commission (Cochilco) has stated that Chile is anticipated to achieve a record production of 5.8 million metric tons of copper in 2025. This projection signifies a 6% rise from the expected output of 5.5 million tons for the current year, as outlined in a statement by Cochilco.

## International Commodity Prices

Commodity	Rate	% Chg.
Gold Spot (\$/oz)	2299.45	-0.17
Silver Spot (\$/oz)	26.5177	-0.66
NYMEX Crude (\$/bbl)	78.87	-0.1
NYMEX NG (\$/mmBtu)	2.029	-0.29
SHFE Copper (CNY/T)	0	0
SHFE Nickel (CNY/T)	0	0
SHFE Lead (CNY/T)	0	0
SHFE Zinc (CNY/T)	0	0
SHFE Aluminium (CNY/T)	0	0

## MCX Commodities Daily Performance



## Global Commodities in MCX

Commodity	Last	% Chg.
Gold (Rs/10grams)	70631	-0.15
Silver (Rs/1kilogram)	79926	-0.03
Crude Oil (Rs/barrel)	6610	0.14
Natural Gas (Rs/mmBtu)	170.5	0.29
Copper (Rs/Kilogram)	852.6	0.79
Nickel (Rs/Kilogram)	0	0
Lead (Rs/Kilogram)	190.65	-0.03
Zinc (Rs/Kilogram)	257.15	0.12
Aluminium (Rs/Kilogram)	232.3	0.15

\*Prices of most active Commodity futures contracts

## Events In Focus

## Priority

US Non-Farm Payrolls & Unemployment Rate @ 6:00pm

Very High



**BULLION**

**Gold Mini MCX Jun**

**Technical Levels**

R 3	74000
R 2	72790/73380
R 1	71300/72420
Turnaround	70900
S 1	70180
S 2	69600/69160
S 3	68700



**Technical View**



MACD bearish divergence suggest the possibility of weakness. Nevertheless, a sustained trades above 70900 could rule out the possibility of a downward trend.

**Silver Mini MCX Jun**

**Technical Levels**

R 3	82650
R 2	82000
R 1	81580
Turnaround	80400
S 1	80150
S 2	79750
S 3	79180



**Technical View**



Sturdy move above 81580 region may strengthen the prices. Whereas, corrective dip below 80400 may undermine prices.



# ENERGY

## Crude Oil MCX May

### Technical Levels

R 3	7110/7180
R 2	6980/7040
R 1	6830/6900
Turnaround	6740
S 1	6550/6420
S 2	6340/6290
S 3	6160



### Technical View



Southbound move may extend if prices dip below 6550 region. Or else, mild rebound may be seen in the intraday session.

## Natural Gas MCX May

### Technical Levels

R 3	187
R 2	177/181
R 1	172
Turnaround	163
S 1	158/153
S 2	141
S 3	137



### Technical View



Surge above the trend line resistance of 172 region may bolster upward momentum. Whereas, a dip below the 163 region may undermine prices.

## BASE METALS

### Copper MCX May

#### Technical Levels

R 3	888
R 2	883
R 1	876
Turnaround	858
S 1	848.50
S 2	843
S 3	835



#### Technical View

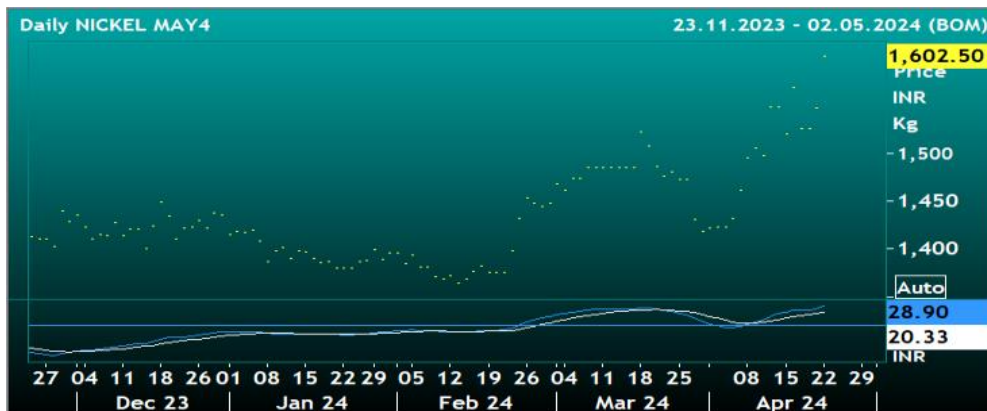


Extended dip below 848.50 region could weaken prices further. Prices may appear firmer if trades recover above 858 region.

### Nickel MCX May

#### Technical Levels

R 3	1800
R 2	1640
R 1	1510
Turnaround	1460
S 1	1380
S 2	1300
S 3	1200



#### Technical View

Lack of volume in the counter.

### Zinc MCX May

#### Technical Levels

R 3	262.90
R 2	261.80
R 1	259.50
Turnaround	255.80
S 1	252.80
S 2	250.90
S 3	249.50



#### Technical View



Rebounds may witness in the counter. However, a dip below 255.80 could trigger weakness.



## BASE METALS

### Lead MCX May

#### Technical Levels

R 3	196.70
R 2	194.40/195
R 1	192.80/193.90
Turnaround	192
S 1	189.8
S 2	187.6
S 3	186.1



#### Technical View

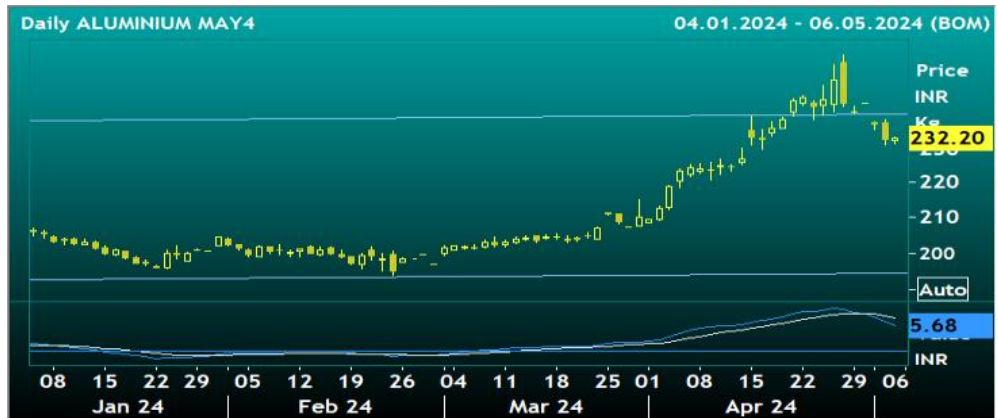


Prices may pick momentum above 192 region. Corrective moves possible to witness below 189.80.

### Aluminium MCX May

#### Technical Levels

R 3	239.20
R 2	237.40
R 1	236.70
Turnaround	234.50
S 1	230.20
S 2	229
S 3	226.30



#### Technical View



Range bound moves may witness. Weakness may be seen below 230.20 region, while rebound above 234.50 can strengthen the prices as well.



Bullish Sentiments



Neutral/Sideways



Bearish Sentiments



Mild Bullish Sentiments



Mild Bearish Sentiments

S1/S2/S3 -Support level - Price points where buying pressure thought to be strong enough to counter selling pressure.

R1/R2/R3 -Resistance level - - Price points where selling pressure thought to be strong enough to counter buying pressure.

## ECONOMIC CALENDAR

Time	Country	Importance	Data/Events	Actual	Forecast	Previous
<b>Monday, 29 April</b>						
			No Major US Economic Data			
<b>Tuesday, 30 April</b>						
07:00	China	High	NBS Manufacturing PMI		50.3	50.8
07:15	China	High	Caixin Manufacturing PMI Final		51.0	51.1
14:30	Euro Zone	Moderate	CPI NSA			125.33
14:30	Euro Zone	Moderate	GDP Flash Prelim YY		0.2%	0.1%
14:30	Euro Zone	Moderate	GDP Flash Prelim QQ		0.2%	0.0%
19:30	United States	High	Consumer Confidence		104.0	104.7
<b>Wednesday, 01 May</b>						
	China		May Day- Holiday			
	India		Maharashtra Day- Holiday			
17:45	United States	High	ADP National Employment		175k	184k
19:30	United States	High	ISM Manufacturing PMI		50.1	50.3
20:00	United States	Very High	EIA Weekly Crude Stock			-6.368M
20:00	United States	Very High	EIA Weekly Distillate Stock			1.614M
20:00	United States	Very High	EIA Weekly Gasoline Stock			-0.634M
23:30	United States	Very High	Fed Interest Rate Decision		5.25-5.5%	5.25-5.5%
<b>Thursday, 02 May</b>						
	China		May Day- Holiday			
00:00	United States	Very High	Fed Press Conference			
18:00	United States	Moderate	Goods Trade Balance			-91.83B
18:00	United States	Moderate	International Trade		-69.1B	-68.9B
18:00	United States	High	Initial Jobless Claim		212k	207k
18:00	United States	High	Continuing Jobless Claim			1.781M
19:30	United States	Moderate	Durable Goods			2.6%
19:30	United States	Moderate	Factory Orders MM		1.6%	1.4%
20:00	United States	Very High	EIA-Natural Gas Chg Bcf			92B
<b>Friday, 03 May</b>						
	China		May Day- Holiday			
18:00	United States	Very High	Non-Farm Payrolls		245k	303k
18:00	United States	Very High	Unemployment Rate		3.8%	3.8%
19:30	United States	Moderate	ISM Non Manufacturing PMI		52.0	51.4



## GENERAL DISCLOSURES &amp; DISCLAIMERS:

## CERTIFICATION

I, Manu Jacob, an employee of Geojit Financial Services Limited, a public listed Company with Corporate Identification Number (CIN) : L67120KL1994PLC008403 and SEBI Registration Number - Research Entity: INH200000345, having its registered office at 11th Floor, 34/659 - P, Civil Line Road, Padivattom, Kochi - 682024, Kerala, India (hereinafter referred to as "GFSL") and author of this report, hereby certify that all the views expressed in this research report (report) reflect my personal views about any or all of the subject issuer or securities/ commodities.

## DISCLAIMER

This report has been prepared by GFSL and the report & its contents are the exclusive property of GFSL and the recipient cannot tamper with the report or its contents in any manner and the said report, shall in no case, be further distributed to any third party for commercial use, with or without consideration.

GFSL has taken steps to ensure that facts in this report are based on reliable information but cannot testify, nor make any representation or warranty, express or implied, to the accuracy, contents or data contained within this report. It is hereby confirmed that wherever GFSL has employed a rating system in this report, the rating system has been clearly defined including the time horizon and benchmarks on which the rating is based.

Descriptions of any Commodity or Commodities mentioned herein are not intended to be complete and this report is not, and should not be construed as an offer or solicitation of an offer, to buy or sell any commodity or other financial instruments. GFSL has not taken any steps to ensure that the commodity/(ies) referred to in this report are suitable for any particular investor. This Report is not to be relied upon in substitution for the exercise of independent judgment. Opinions or estimates expressed are current opinions as of the original publication date appearing on this Report and the information, including the opinions and estimates contained herein, are subject to change without notice. GFSL is under no duty to update this report from time to time.

Registration granted by SEBI, membership of BASL (in case of IAs) and certification from NISM in no way guarantee performance of the intermediary or provide any assurance of returns to investors.

## RISK DISCLOSURE

Geojit Financial Services Limited and/or its Affiliates and its officers, directors and employees including the analyst/authors shall not be in any way be responsible for any loss or damage that may arise to any person from any inadvertent error in the information contained in this report. Investors may lose his/her entire investment under certain market conditions so before acting on any advice or recommendation in these material, investors should consider whether it is suitable for their particular circumstances and, if necessary, seek professional advice. This report does not take into account the specific investment objectives, financial situation/circumstances and the particular needs of any specific person who may receive this document. The user assumes the entire risk of any use made of this information. Each recipient of this report should make such investigation as it deems necessary to arrive at an independent evaluation of an investment in the Commodity/(ies) referred to in this report (including the merits and risks involved). The price, volume and income of the investments referred to in this report may fluctuate and investors may realize losses that may exceed their original capital.

The investments or services contained or referred to in this report may not be suitable for all equally and it is recommended that an independent investment advisor be consulted. In addition, nothing in this report constitutes investment, legal, accounting or tax advice or a representation that any investment or strategy is suitable or appropriate to individual circumstances or otherwise constitutes a personal recommendation of GFSL.



## REGULATORY DISCLOSURES:

Geojit Financial Services Limited's Associates consists of companies such as Geojit Technologies Private Limited (GTPL- Software Solutions provider), Geojit Credits Private Limited (GCPL- NBFC Services provider). In the context of the SEBI Regulations on Research Analysts (2014), Geojit Financial Services Limited affirms that we are a SEBI registered Research Entity and we issue research reports /research analysis etc that are prepared by our Research Analysts. We also affirm and undertake that no disciplinary action has been taken against us or our Analysts in connection with our business activities.

In compliance with the above mentioned SEBI Regulations, the following additional disclosures are also provided which may be considered by the reader before making an investment decision:

## 1. Disclosures regarding Ownership:

GFSL confirms that:

It/its associates have no financial interest or any other material conflict in relation to the subject Commodity futures covered herein at the time of publication of this report.

Further, the Research Analyst confirms that:

He, his associates and his relatives have no financial interest in the subject Commodity futures covered herein, and they have no other material conflict in the subject Commodity at the time of publication of this report.

## 2. Disclosures regarding Compensation:

During the past 12 months, GFSL or its Associates have not received any compensation or other benefits from any entity/ third party in connection with the Commodity futures mentioned in this report.

## 3. Disclosure regarding the Research Analyst's connection with the Commodity futures:

It is affirmed that I, Manu Jacob, employed as Research Analyst by GFSL and engaged in the preparation of this report have no substantial ownership or financial interest over any Commodity futures mentioned in the report.

## 4. Disclosure regarding Market Making activity:

Neither GFSL nor its Research Analysts have engaged in market making activities for the subject Commodity futures. Copyright in this report vests exclusively with GFSL

In case you have any grievance, please contact the below mentioned:

Compliance Officer

Ms. Indu K.

Geojit Financial Services Limited, 34/659 P, Civil Lane Road, Padivattom, Kochi - 682024

Tele: 0484 -2901367

Email: [compliance@geojit.com](mailto:compliance@geojit.com)

Grievance Officer

Mr Nitin K

Geojit Financial Services Limited,34/659 P, Civil Lane Road, Padivattom, Kochi - 682024

Tele: 0484-2901363

Email : [grievances@geojit.com](mailto:grievances@geojit.com)

## STANDARD WARNING

Investment in securities market are subject to market risks. Read all the related documents carefully before investing.

