



# *Daily* *Derivatives*

04 June, 2026

DERIVATIVES

**Key Indices**

Index	Close	Changes (%)
NIFTY	24405.60	-0.33
SENSEX	74346.17	-0.41
BANKNIFTY	54185.95	0.88
INDIA VIX	16.27	6.01

**Market Outlook**

The Indian market continued to exhibit another volatile session as Nifty 50 index again witnessed a recovery from the intraday low, near 23150 zone and settled at the 23405 with the marginal losses. On the derivative front, fresh call writing witnessed at the 23500 strike suggesting an immediate hurdle zone while on the downside major put writing witnessed at the 23000 strike suggesting a critical downside cushion. Overall, the market is likely to remain range-bound with a cautiously optimistic bias, as long as key support levels remain intact.



**TRADE IDEA OF THE DAY -  
BAJAJAUTO PUT SPREAD**

**BUY 30 JUN 10300 PUT  
SELL 30 JUN 10000 PUT**

Entry Range	120-130
Target	240
Stop Loss	60

**Rationale**

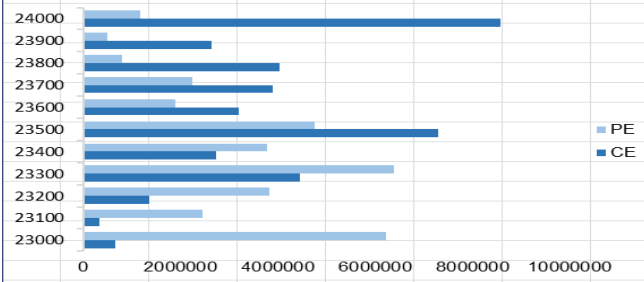
- Bajaj Auto has formed a series of lower lows on the daily chart, indicating a sustained profit booking and recently slipped below the 10300 zone aligned with the 20-DEMA, which suggests a weakening bullish momentum and increasing selling pressure at higher levels.
- The stock is now expected to retest its 50-DEMA support zone around the 10000 mark. A decisive breakdown below this level could accelerate downside momentum towards the 9500 strong support zone in the near term
- Momentum indicators are also losing strength. RSI has slipped near the 50 mark, while the MACD has generated a negative crossover with declining histogram bars, signalling a continuation of the corrective phase.
- Unless the stock prices reclaims 10500 immediate hurdle zone decisively, the bias is likely to remain negative with a sell-on-rise approach favouring traders.



**NIFTY**

Nifty	23490.00
OI (In Lots)	297357
CHANGE IN OI (%)	10.71
PRICE CHANGE (%)	-0.48

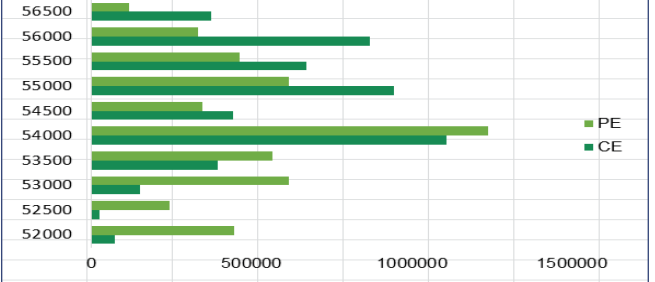
**NIFTY OI**



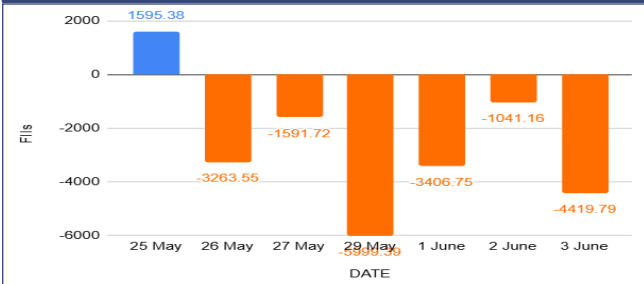
**BANKNIFTY**

Nifty	54524.00
OI (In Lots)	85100
CHANGE IN OI (%)	1.04
PRICE CHANGE (%)	0.69

**BANKNIFTY OI**



**FII's Activity Index Futures**



**FII's Long Short Ratio**



**Long Buildup**

Name	LTP	% Change	OI (Lots)	% OI Change
GVT&D	4889.5	2.10	3373	92.96
RADICO	3519	0.27	945	34.04
COFORGE	1509.2	3.40	46826	12.78
CGPOWER	917.25	1.83	21423	11.48

**Short Buildup**

Name	LTP	% Change	OI (Lots)	% OI Change
NHPC	72.45	-4.96	28371	58.23
FORCEMOT	17737	-5.57	10072	15.84
POWERINDIA	35570	-2.77	16669	14.48
POLICYBZR	1668	-0.10	24174	8.87

**Breakout Stocks (1 Month High)**

Name	LTP	% Change	22 DAY HIGH
IDEA	15	4.9	14.55
FEDERALBNK	303.6	2.92	299
PREMIERENE	1093.3	0.89	1092
-	-	-	-

**Breakdown Stocks (1 Month Low)**

Name	LTP	% Change	22 DAY LOW
HDFCAMC	2530.1	-2.72	2552.4
CONCOR	455.95	-1.3	458
POLICYBZR	1590.2	-4.04	1597.1
DABUR	421.85	-1.84	423.05

## NIFTY 50 - STOCKS KEY LEVELS

SYMBOL	R1*	R2*	LTP*	S1*	S2*
ADANIANT	2964	3003	2925.6	2887	2849
ADANIPTS	1835	1867	1803.8	1777	1750
APOLLOHOSP	8369	8447	8290.5	8161	8031
ASIANPAINT	2684	2706	2662.4	2633	2603
AXISBANK	1270	1285	1255.2	1235	1216
BAJAJ-AUTO	10382	10505	10259	10169	10079
BAJAJFINSV	1748	1762	1734.4	1714	1694
BAJFINANCE	885	893	876.8	866	856
BEL	409	412	406.6	403	400
BHARTIARTL	1838	1852	1824.1	1808	1791
CIPLA	1385	1395	1375.2	1365	1356
COALINDIA	479	485	472.3	466	460
DRREDDY	1273	1283	1263.3	1255	1247
EICHERMOT	7190	7251	7130	7057	6985
ETERNAL	249	252	247	245	242
GRASIM	3124	3147	3101.6	3069	3037
HCLTECH	1214	1248	1179	1161	1142
HDFCBANK	760	765	753.65	745	737
HDFCLIFE	580	587	574.4	569	564
HINDALCO	1157	1175	1138.9	1124	1109
HINDUNILVR	2103	2115	2090.6	2075	2060
ICICIBANK	1256	1269	1242	1221	1200
INDIGO	4588	4664	4512.1	4413	4314
INFY	1243	1263	1222.6	1209	1196
ITC	281	285	277	274	271

\*R1 - Resistance 1 | \*R2 - Resistance 2 | \*LTP – Last Traded Price | \*S1 - Support 1 | \*S2 - Support 2

## NIFTY 50 - STOCKS KEY LEVELS

SYMBOL	R1*	R2*	LTP*	S1*	S2*
JIOFIN	238	240	235.03	232	229
JSWSTEEL	1322	1331	1312.9	1301	1288
KOTAKBANK	385	388	381	376	372
LT	4009	4066	3953.2	3895	3838
M&M	3039	3066	3011.1	2974	2937
MARUTI	13196	13349	13044	12901	12759
MAXHEALTH	977	988	965.55	945	924
NESTLEIND	1411	1430	1391.5	1379	1366
NTPC	371	375	366.8	363	360
ONGC	270	271	267.75	265	263
POWERGRID	287	289	285.05	282	278
RELIANCE	1324	1336	1313.2	1301	1290
SBILIFE	1810	1835	1784.2	1759	1733
SBIN	984	997	970.45	947	924
SHRIRAMFIN	923	933	912.95	896	879
SUNPHARMA	1804	1820	1788.5	1765	1741
TATACONSUM	1158	1173	1144	1135	1126
TATASTEEL	214	216	211.89	209	206
TCS	2348	2455	2241.7	2180	2118
TECHM	1529	1585	1472.3	1442	1411
TITAN	4128	4167	4088.8	4026	3963
TMPV	404	409	398.15	389	379
TRENT	4307	4356	4257.6	4187	4116
ULTRACEMCO	11220	11339	11101	11001	10901
WIPRO	208	211	204.1	201	198

\*R1 - Resistance 1 | \*R2 - Resistance 2 | \*LTP – Last Traded Price | \*S1 - Support 1 | \*S2 - Support 2

### Our Research Team

Name	Email ID
Ajit Mishra	<a href="mailto:ajit.mishra@religare.com">ajit.mishra@religare.com</a>
Abhijeet Banerjee	<a href="mailto:abhijeet.banerjee@religare.com">abhijeet.banerjee@religare.com</a>
Gaurav Sharma	<a href="mailto:gauravsharma2@religare.com">gauravsharma2@religare.com</a>
Ashwani Harit	<a href="mailto:ashwani.harit@religare.com">ashwani.harit@religare.com</a>
Divya Parmar	<a href="mailto:divya.parmar@religare.com">divya.parmar@religare.com</a>
Rajan Gupta	<a href="mailto:rajan.gupta1@religare.com">rajan.gupta1@religare.com</a>
Vivek Chandra	<a href="mailto:vivek.chandra@religare.com">vivek.chandra@religare.com</a>
Himanshu Gupta	<a href="mailto:himanshu.gupta1@religare.com">himanshu.gupta1@religare.com</a>

Before you use this research report, please ensure to go through the disclosure interalia as required under Securities and Exchange Board of India (Research Analysts) Regulations, 2014 and Research Disclaimer at the following link: [www.religareonline.com/disclaimer](http://www.religareonline.com/disclaimer)

Specific analyst(s) specific disclosure(s) inter-alia as required under Securities and Exchange Board of India (Research Analysts) Regulations, 2014 is/are as under:

S.No.	Statement	Answer	
		Tick Appropriate	
		Yes	No
1.	I/we or any of my/our relative has any financial interest in the subject company? (If answer is yes, nature of interest is given below this table)		No
2.	I/we or any of my/our relatives, have actual/beneficial ownership of one per cent. or more securities of the subject company, at the end of the month immediately preceding the date of the research report or date of the public appearance?		No
3.	I/we or any of my/our relative, has any other material conflict of interest at the time of publication of the research report or at the time of the public appearance?		
4.	I/we have received any compensation from the subject company in the past twelve months?		No
5.	I/we have managed or co-managed public offering of securities for the subject company in the past twelve months?		No
6.	I/we have received any compensation for brokerage services from the subject company in the past twelve months?		No
7.	I/we have received any compensation or other benefits from the subject company or third party in connection with the research report?		No
8.	I/we have served as an officer, director or employee of the subject company?		No
9.	I/we have been engaged in market making activity for the subject company?		No

2014 is/are as under:

Statements of ownership and material conflicts of interest, compensation – Research Analyst (RA)

Nature of Interest [If answer to f (a) above conflicts is Yes

.....]

Name(s) with Signature(s) of RA(s).

[Please note that only in case of multiple RAs and if the answers differ inter-se between the RAs, then RA specific answer with respect to

**Copyright:** This document vests exclusively with RBL. This information should not be reproduced or redistributed or passed on directly or indirectly in any form to any other person or published, copied, in whole or in part, for any purpose, without prior written permission from RBL. We do not guarantee the integrity of any emails or attached files and are not responsible for any changes made to them by any other person.