



Daily *Derivatives*

23 June, 2026

DERIVATIVES

Key Indices

Index	Close	Changes (%)
NIFTY	24102.90	0.37
SENSEX	77094.07	0.38
BANKNIFTY	57935.60	0.43
INDIA VIX	12.84	-0.98

Market Outlook

The Indian market started the week on a positive note, with the Nifty 50 opening gap-up and gradually advancing to retest the crucial 100-DEMA zone. However, the index failed to surpass this resistance level and eventually settled the session with gains of 0.37%. On the derivatives front, OI data indicated continued put writing at the 24,000 strike and call writing at the 24,200 strike, suggesting immediate support and resistance levels, respectively. Overall, the positive bias remains intact in the benchmark indices, supported by a buy on dip approach among market participants.



TRADE IDEA OF THE DAY -
STATE BANK OF INDIA

BUY 30 JUN 1040 CALL

Entry Range	10 – 12
Target	28
Stop Loss	4

Rationale

1. SBIN has witnessed a strong recovery from the recent lows and is currently trading above its 20-DEMA and 50-DEMA, indicating an improvement in short to medium term momentum. Sustained trading above the 1000 zone may continue to support the positive bias.
2. The stock prices exhibit a breakout from the falling trendline resistance near 1000-1020. A sustained move above this trendline indicates fresh bullish reversal and open the door for an upward move towards 1060-1100 levels.
3. Momentum indicators are also supporting the bullish outlook, with RSI trending above the 60 mark and MACD witnessed a positive crossover. These signals suggest strengthening buying momentum in the near term.
4. Overall, the structure remains constructive as long as the stock holds above the 1000 support zone. Any short-term consolidation near current levels may provide a favourable opportunity for the next leg of the upward move.



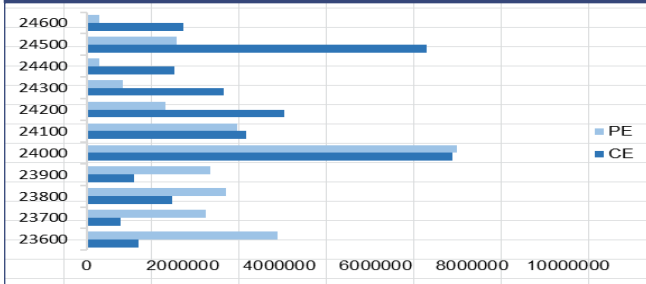
NIFTY

Nifty	24119.90
OI (In Lots)	249485
CHANGE IN OI (%)	-1.62
PRICE CHANGE (%)	0.26

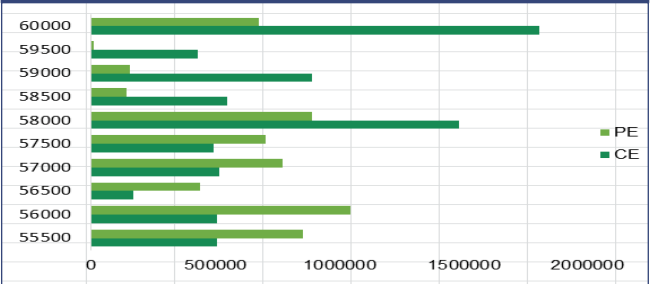
BANKNIFTY

Nifty	57980.00
OI (In Lots)	66069
CHANGE IN OI (%)	-4.64
PRICE CHANGE (%)	0.20

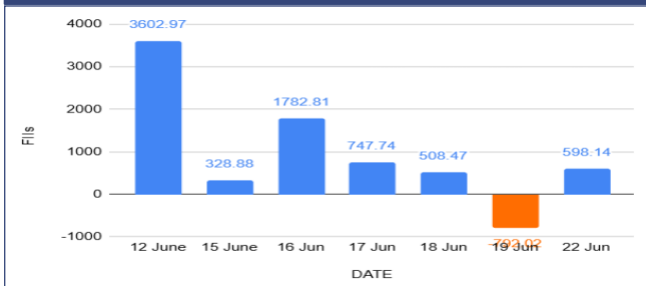
NIFTY OI



BANKNIFTY OI



FII's Activity Index Futures



FII's Long Short Ratio



Long Buildup

Name	LTP	% Change	OI (Lots)	% OI Change
POLICYBZR	1658.7	1.48	20044	8.67
MUTHOOTFIN	3196.3	2.69	16778	6.63
VOLTAS	1355.5	0.50	20483	6.41
MANKIND	2547.5	5.45	13631	5.36

Short Buildup

Name	LTP	% Change	OI (Lots)	% OI Change
WAAREEENER	3045	-2.63	32487	11.62
BLUESTARCO	1664.9	-0.37	9013	9.27
JINDALSTEL	1134.9	-0.39	21689	6.88
DIXON	12366	-1.38	53597	6.75

Breakout Stocks (1 Month High)

Name	LTP	% Change	22 DAY HIGH
ABCAPITAL	391.9	4.26	377.6
DELHIVERY	484.85	5.04	471.85
BHARATFORG	2097.6	3.08	2056.8
IDFCFIRSTB	80.83	2.43	79.47

Breakdown Stocks (1 Month Low)

Name	LTP	% Change	22 DAY LOW
SAIL	174.67	-3.05	177.92
-	-	-	-
-	-	-	-
-	-	-	-

NIFTY 50 - STOCKS KEY LEVELS

SYMBOL	R1*	R2*	LTP*	S1*	S2*
ADANIEN	3083	3106	3059.6	3019	2978
ADANIPTS	1840	1853	1827.2	1811	1795
APOLLOHOSP	8527	8584	8469	8423	8377
ASIANPAINT	2730	2787	2674	2644	2614
AXISBANK	1365	1371	1358.6	1354	1349
BAJAJ-AUTO	10277	10362	10191	10097	10002
BAJAJFINSV	1792	1802	1782.2	1767	1751
BAJFINANCE	974	979	968.3	962	956
BEL	434	437	431.5	428	424
BHARTIARTL	1927	1938	1916.6	1904	1891
CIPLA	1432	1449	1415.7	1385	1354
COALINDIA	453	457	449	446	444
DRREDDY	1307	1324	1290.7	1273	1255
EICHERMOT	7702	7764	7639.5	7596	7553
ETERNAL	267	269	263.65	262	260
GRASIM	3194	3213	3175.2	3142	3109
HCLTECH	1144	1157	1130.5	1122	1114
HDFCBANK	790	793	786.4	783	780
HDFCLIFE	600	603	597.15	593	589
HINDALCO	1020	1026	1014.2	1006	997
HINDUNILVR	2201	2218	2184.9	2176	2166
ICICIBANK	1361	1369	1352.4	1346	1340
INDIGO	5064	5106	5021.1	4973	4924
INFY	1079	1092	1065.4	1054	1042
ITC	293	296	291.25	290	288

*R1 - Resistance 1 | *R2 - Resistance 2 | *LTP – Last Traded Price | *S1 - Support 1 | *S2 - Support 2

NIFTY 50 - STOCKS KEY LEVELS

SYMBOL	R1*	R2*	LTP*	S1*	S2*
JIOFIN	246	248	243.38	242	241
JSWSTEEL	1295	1307	1282.4	1273	1263
KOTAKBANK	404	406	402.15	400	397
LT	4228	4254	4201.3	4182	4164
M&M	3092	3121	3063.4	3044	3025
MARUTI	13484	13547	13421	13369	13317
MAXHEALTH	1105	1115	1095.05	1080	1065
NESTLEIND	1422	1443	1401.9	1390	1378
NTPC	369	371	367.05	365	362
ONGC	248	250	245.45	244	242
POWERGRID	292	295	289.75	288	286
RELIANCE	1343	1359	1326.5	1312	1298
SBILIFE	1819	1832	1805.5	1794	1782
SBIN	1045	1049	1040.75	1035	1030
SHRIRAMFIN	1004	1016	992.85	983	972
SUNPHARMA	1874	1885	1862.9	1843	1823
TATACONSUM	1119	1124	1112.9	1106	1100
TATASTEEL	200	201	198.97	198	197
TCS	2150	2171	2127.8	2114	2099
TECHM	1448	1461	1435.2	1418	1401
TITAN	4407	4442	4372.5	4346	4319
TMPV	368	375	361.5	358	354
TRENT	3225	3269	3180.6	3154	3127
ULTRACEMCO	11442	11481	11402	11339	11275
WIPRO	182	183	180.18	179	178

*R1 - Resistance 1 | *R2 - Resistance 2 | *LTP – Last Traded Price | *S1 - Support 1 | *S2 - Support 2

Our Research Team

Name	Email ID
Ajit Mishra	ajit.mishra@religare.com
Abhijeet Banerjee	abhijeet.banerjee@religare.com
Gaurav Sharma	gauravsharma2@religare.com
Ashwani Harit	ashwani.harit@religare.com
Divya Parmar	divya.parmar@religare.com
Rajan Gupta	rajan.gupta1@religare.com
Vivek Chandra	vivek.chandra@religare.com
Himanshu Gupta	himanshu.gupta1@religare.com

Before you use this research report, please ensure to go through the disclosure interalia as required under Securities and Exchange Board of India (Research Analysts) Regulations, 2014 and Research Disclaimer at the following link: www.religareonline.com/disclaimer

Specific analyst(s) specific disclosure(s) inter-alia as required under Securities and Exchange Board of India (Research Analysts) Regulations, 2014 is/are as under:

S.No.	Statement	Answer	
		Tick Appropriate	
		Yes	No
1.	I/we or any of my/our relative has any financial interest in the subject company? (If answer is yes, nature of interest is given below this table)		No
2.	I/we or any of my/our relatives, have actual/beneficial ownership of one per cent. or more securities of the subject company, at the end of the month immediately preceding the date of the research report or date of the public appearance?		No
3.	I/we or any of my/our relative, has any other material conflict of interest at the time of publication of the research report or at the time of the public appearance?		
4.	I/we have received any compensation from the subject company in the past twelve months?		No
5.	I/we have managed or co-managed public offering of securities for the subject company in the past twelve months?		No
6.	I/we have received any compensation for brokerage services from the subject company in the past twelve months?		No
7.	I/we have received any compensation or other benefits from the subject company or third party in connection with the research report?		No
8.	I/we have served as an officer, director or employee of the subject company?		No
9.	I/we have been engaged in market making activity for the subject company?		No

2014 is/are as under:

Statements of ownership and material conflicts of interest, compensation – Research Analyst (RA)

Nature of Interest [If answer to f (a) above conflicts is Yes

.....]

Name(s) with Signature(s) of RA(s).

[Please note that only in case of multiple RAs and if the answers differ inter-se between the RAs, then RA specific answer with respect to

Copyright: This document vests exclusively with RBL. This information should not be reproduced or redistributed or passed on directly or indirectly in any form to any other person or published, copied, in whole or in part, for any purpose, without prior written permission from RBL. We do not guarantee the integrity of any emails or attached files and are not responsible for any changes made to them by any other person.