

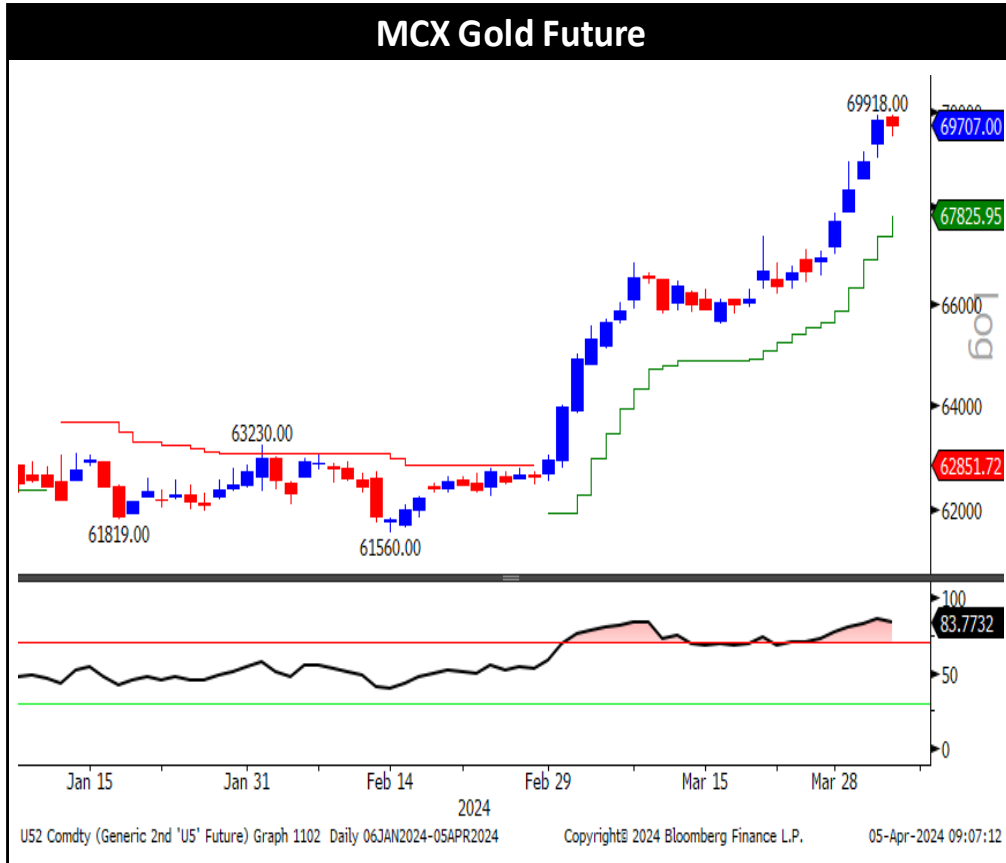


Commodity Daily | 05-April-2024

Name	Current Price	Previous Close	Change	% Change
Commodities				
COMEX Gold	2290.94	2300	-9.06	-0.39%
COMEX Silver	26.9141	27.1822	-0.2681	-0.99%
WTI Crude Oil	86.59	85.43	1.16	1.36%
Natural Gas	1.774	1.841	-0.067	-3.64%
LME Copper	9359	9263	96.5	1.04%
LME Zinc	2646	2548	97.5	3.83%
LME Lead	2139	2082	57	2.74%
LME Aluminium	2445	2429	15.5	0.64%
Currencies				
Dollar Index	104.121	104.249	-0.128	-0.12%
USDINR	83.445	83.435	0.01	0.01%
EURUSD	1.0837	1.0836	0.0001	0.01%
Global Equity Indices				
Hang Seng Index	NA	16725	NA	NA
Shanghai	NA	3069	NA	NA
S&P 500 Index	5147	5211	-64	-1.23%
Dow Jones	38597	39127	-530	-1.35%
Nasdaq	17879	18160	-281	-1.55%
FTSE 500	7976	7937	38	0.48%
CAC Index	8152	8153	-2	-0.02%
DAX Index	18403	18368	35	0.19%

GLOBAL MARKET ROUND UP

- ⇒ Gold retreated after hitting a fresh record as investors weighed remarks from policymakers ahead of a key jobs report due later today.
- ⇒ Neel Kashkari, the chief of the Minneapolis Fed, stated on Thursday that if progress on inflation stalls, especially if the economy remains robust, interest-rate cuts may not be necessary this year. Meanwhile, Cleveland Fed President Loretta Mester separately suggested the central bank could be getting close to the level of confidence it needs to begin lowering rates within months.
- ⇒ WTI crude climbed above \$86 a barrel for the first time since October as the conflict in the Middle East showed signs of escalating. Israel increased preparations for potential retaliation after an April 1 strike on an Iranian diplomatic compound in Syria, while US President Joe Biden toughened his stance on Tel Aviv in its war against Hamas.
- ⇒ Copper traded near its highest level since January last year, as investors weighed mounting concerns over global ore supply and potential production cuts from Chinese smelters.
- ⇒ Asia stocks slid, tracking Wall Street, after Neel Kashkari warned it's possible the Fed won't cut rates this year.



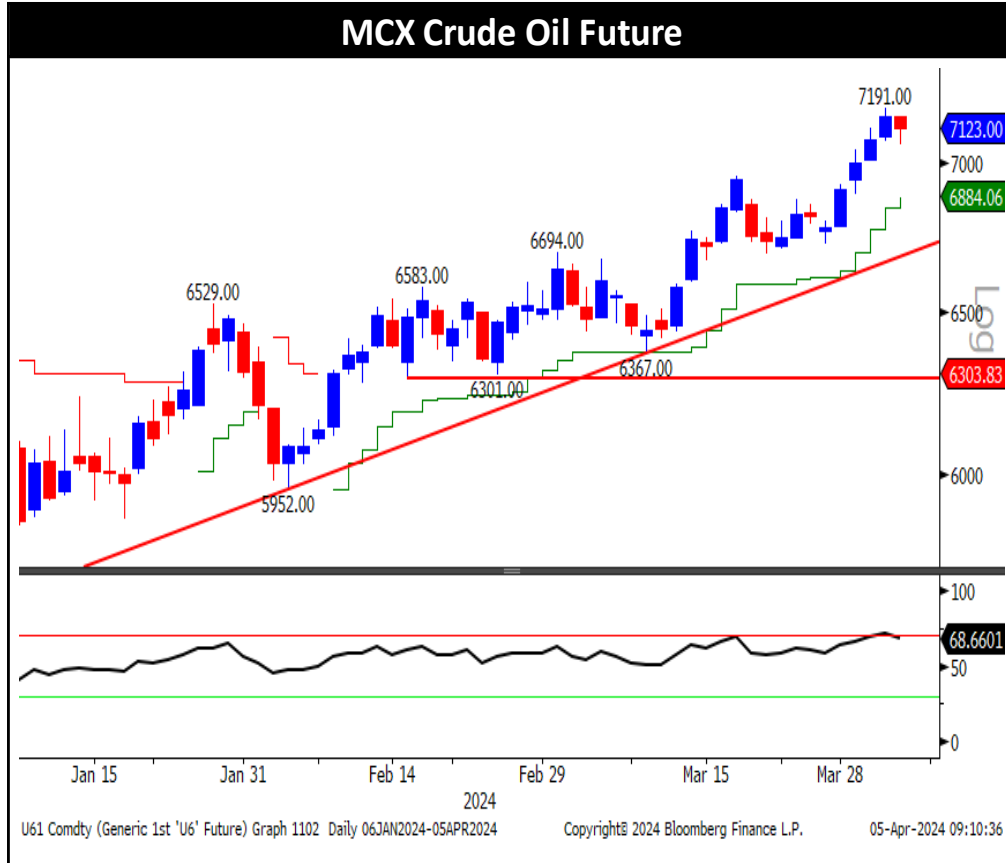
⇒ **Trading Range: 69020-69900**

⇒ **Intraday Trading Strategy : Buy Gold Jun Fut at 69020 TGT 69350/69480 SL 68900**



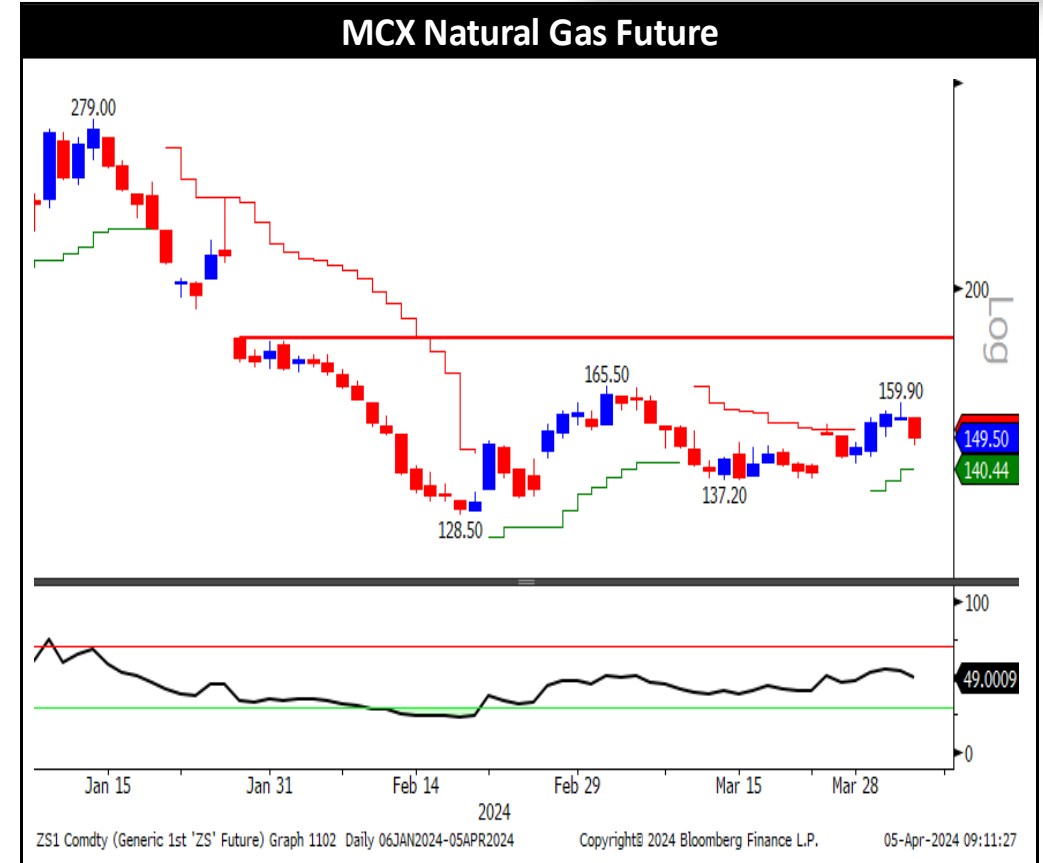
⇒ **Trading Range: 78200-80020**

⇒ **Intraday Trading Strategy : Sell Silver Mini 30 Apr Fut at 78950-79000 TGT 78550/78300 SL 79370**



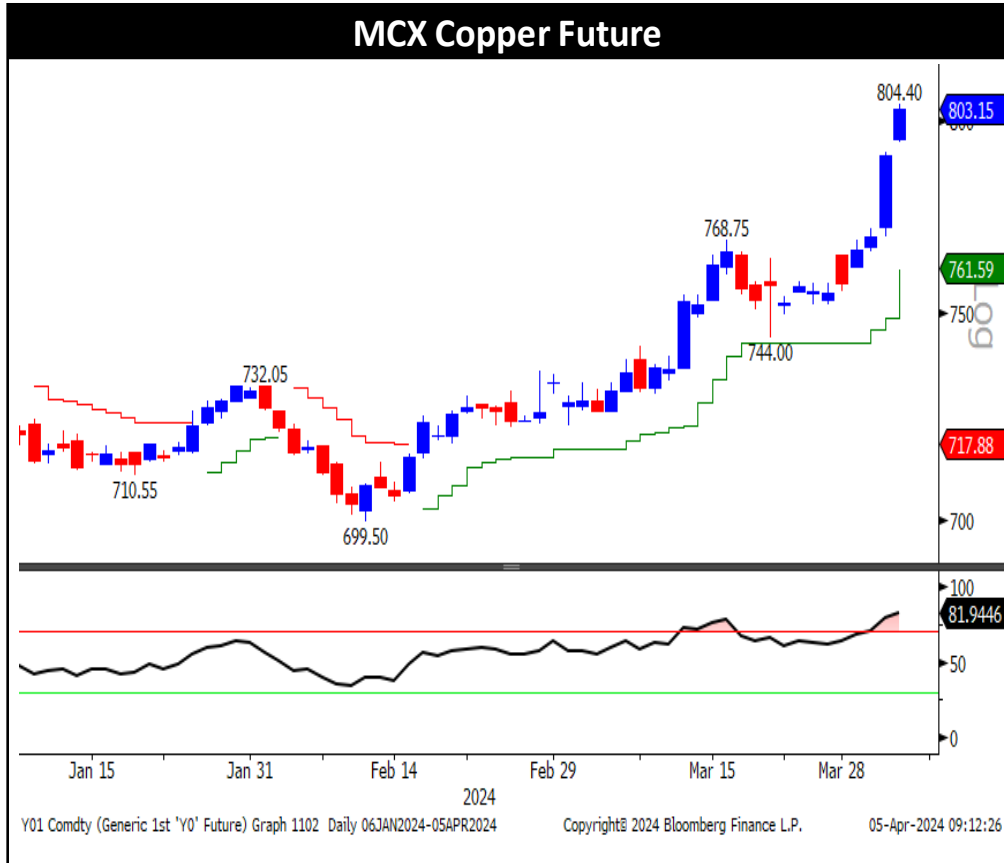
⇒ **Trading Range: 7080-7270**

⇒ **Intraday Trading Strategy : Buy Crude oil Apr Fut at 7180-7200 TGT 7280/7325 SL 7105**



⇒ **Trading Range: 136-156**

⇒ **Intraday Trading Strategy : Sell Natural Gas Apr Fut at 150 TGT 142/136 SL 156.80**



⇒ **Trading Range: 780-805**

⇒ **Intraday Trading Strategy : Sell Copper Apr Fut at 799 TGT 792/788 SL 804**



⇒ **Trading Range: 224-236**

⇒ **Intraday Trading Strategy : Buy Zinc Apr Fut at 229 TGT 234.0SL 226.80**

Technical Levels

Commdity	Pivot	Supt.3	Supt.2	Supt.1	Resi.1	Resi.2	Resi.3	5 DMA	20 DMA	RSI
Gold	69695	68817	69256	69481	69920	70134	70573	68893	66955	83.7
Silver	79727	77729	78728	79356	80355	80726	81725	77322	75483	80.9
Crude Oil	7115	6911	7013	7068	7170	7217	7319	7054	6782	68.7
Natural Gas	151	133	142	146	154	159	168	152	154	40.8
Copper	801	780	790	797	807	811	821	778	761	80.8
Zinc	231	212	222	228	237	240	250	223	222	72.8
Lead	184	171	178	182	188	191	197	180	180	68.6
Aluminium	222	211	216	220	225	227	232	215	209	82.0

Commodity Movement

Commdity	Open	High	Low	Close	% Chg.	Open Interest	Chg. In OI	Volume	Chg. In Volume
Gold	69868	69908	69469	69707	-0.13%	24123	-2%	5686	-27%
Silver	79099	80098	79099	79984	1.23%	29004	1%	14199	-29%
Crude Oil	7162	7162	7060	7123	-0.54%	7951	-27%	13461	-22%
Natural Gas	155.20	155.60	146.90	149.50	-3.73%	57278	10%	84667	-15%
Copper	795.00	804.40	794.20	803.15	1.58%	4574	-4%	5854	-6%
Zinc	225.55	234.45	225.05	233.65	3.91%	3370	3%	6155	16%
Lead	180.40	186.50	179.95	185.85	3.16%	585	-2%	1835	103%
Aluminium	220.15	223.70	218.40	222.85	1.87%	3660	-1%	2791	52%

Disclosure:

I, Saumil Gandhi, Commerce graduate authors and the names subscribed to this report, hereby certify that all of the views expressed in this research report accurately reflect our views about the subject issuer(s) or securities. SEBI conducted the inspection and based on their observations have issued advise/warning. The said observations have been complied with. We also certify that no part of our compensation was, is, or will be directly or indirectly related to the specific recommendation(s) or view(s) in this report.

Research Analyst or his/her relative or HDFC Securities Ltd. does not have any financial interest in the subject company. Also Research Analyst or his relative or HDFC Securities Ltd. or its Associate may have beneficial ownership of 1% or more in the subject company at the end of the month immediately preceding the date of publication of the Research Report. Further Research Analyst or his relative or HDFC Securities Ltd. or its associate does have/does not have any material conflict of interest.

Any holding in stock – No

HDFC Securities Limited (HSL) is a SEBI Registered Research Analyst having registration no. INH000002475.

Disclaimer:

This report has been prepared by HDFC Securities Ltd and is solely for information of the recipient only. The report must not be used as a singular basis of any investment decision. The views herein are of a general nature and do not consider the risk appetite or the particular circumstances of an individual investor; readers are requested to take professional advice before investing. Nothing in this document should be construed as investment advice. Each recipient of this document should make such investigations as they deem necessary to arrive at an independent evaluation of an investment in securities of the companies referred to in this document (including merits and risks) and should consult their own advisors to determine merits and risks of such investment. The information and opinions contained herein have been compiled or arrived at, based upon information obtained in good faith from sources believed to be reliable. Such information has not been independently verified and no guaranty, representation of warranty, express or implied, is made as to its accuracy, completeness or correctness. All such information and opinions are subject to change without notice. Descriptions of any company or companies or their securities mentioned herein are not intended to be complete. HSL is not obliged to update this report for such changes. HSL has the right to make changes and modifications at any time.

This report is not directed to, or intended for display, downloading, printing, reproducing or for distribution to or use by, any person or entity who is a citizen or resident or located in any locality, state, country or other jurisdiction where such distribution, publication, reproduction, availability or use would be contrary to law or regulation or what would subject HSL or its affiliates to any registration or licensing requirement within such jurisdiction.

If this report is inadvertently sent or has reached any person in such country, especially, United States of America, the same should be ignored and brought to the attention of the sender. This document may not be reproduced, distributed or published in whole or in part, directly or indirectly, for any purposes or in any manner.

Foreign currencies denominated securities, wherever mentioned, are subject to exchange rate fluctuations, which could have an adverse effect on their value or price, or the income derived from them. In addition, investors in securities such as ADRs, the values of which are influenced by foreign currencies effectively assume currency risk. It should not be considered to be taken as an offer to sell or a solicitation to buy any security.

This document is not, and should not, be construed as an offer or solicitation of an offer, to buy or sell any securities or other financial instruments. This report should not be construed as an invitation or solicitation to do business with HSL. HSL may from time to time solicit from, or perform broking, or other services for, any company mentioned in this mail and/or its attachments.

HSL and its affiliated company(ies), their directors and employees may; (a) from time to time, have a long or short position in, and buy or sell the securities of the company(ies) mentioned herein or (b) be engaged in any other transaction involving such securities and earn brokerage or other compensation or act as a market maker in the financial instruments of the company(ies) discussed herein or act as an advisor or lender/borrower to such company(ies) or may have any other potential conflict of interests with respect to any recommendation and other related information and opinions.

HSL, its directors, analysts or employees do not take any responsibility, financial or otherwise, of the losses or the damages sustained due to the investments made or any action taken on basis of this report, including but not restricted to, fluctuation in the prices of shares and bonds, changes in the currency rates, diminution in the NAVs, reduction in the dividend or income, etc.

HSL and other group companies, its directors, associates, employees may have various positions in any of the stocks, securities and financial instruments dealt in the report, or may make sell or purchase or other deals in these securities from time to time or may deal in other securities of the companies / organizations described in this report. As regards the associates of HSL please refer the website.

HSL or its associates might have managed or co-managed public offering of securities for the subject company or might have been mandated by the subject company for any other assignment in the past twelve months.

HSL or its associates might have received any compensation from the companies mentioned in the report during the period preceding twelve months from the date of this report for services in respect of managing or co-managing public offerings, corporate finance, investment banking or merchant banking, brokerage services or other advisory service in a merger or specific transaction in the normal course of business.

HSL or its analysts did not receive any compensation or other benefits from the companies mentioned in the report or third party in connection with preparation of the research report. Accordingly, neither HSL nor Research Analysts have any material conflict of interest at the time of publication of this report. Compensation of our Research Analysts is not based on any specific merchant banking, investment banking or brokerage service transactions. HSL may have issued other reports that are inconsistent with and reach different conclusion from the information presented in this report.

Research entity has not been engaged in market making activity for the subject company. Research analyst has not served as an officer, director or employee of the subject company. We have not received any compensation/benefits from the subject company or third party in connection with the Research Report.

HDFC securities Limited, I Think Techno Campus, Building - B, "Alpha", Office Floor 8, Near Kanjurmarg Station, Opp. Crompton Greaves, Kanjurmarg (East), Mumbai 400 042 Phone: (022) 3075 3400 Fax: (022) 2496 5066

Compliance Officer: Murli V Karkera Email: complianceofficer@hdfcsec.com Phone: (022) 3045 3600

HDFC Securities Limited, SEBI Reg. No.: NSE, BSE, MSEI, MCX: INZ000186937; AMFI Reg. No. ARN: 13549; PFRDA Reg. No. POP: 11092018; IRDA Corporate Agent License No.: CA0062; SEBI Research Analyst Reg. No.: INH000002475; SEBI Investment Adviser Reg. No.: INA000011538; CIN - U67120MH2000PLC152193

Investments in the securities market are subject to market risks. Read all the related documents carefully before investing.

Mutual Funds Investments are subject to market risk. Please read the offer and scheme-related documents carefully before investing.

Registration granted by SEBI, membership of BASL (in case of IAs) and certification from NISM in no way guarantee performance of the intermediary or provide any assurance of returns to investors.