



# *Daily* *Derivatives*

09 July, 2026

DERIVATIVES

**Key Indices**

Index	Close	Changes (%)
NIFTY	23882.05	-2.12
SENSEX	76503.60	-2.15
BANKNIFTY	56742.60	-2.51
INDIA VIX	14.68	26.04

**Market Outlook**

The Indian Markets witnessed a significant sell-off amid the renewed geopolitical tensions between the U.S. and Iran. The key benchmark indices register notable intraday decline. The Nifty 50 opened with a significant gap-down and attempted a recovery towards the 24,300 zone in the early session. However, selling pressure intensified thereafter, dragging the index lower throughout the day to settle with a loss of more than 2%. On the derivatives front, fresh call writing was observed at the 24,000 strike, highlighting it as an immediate resistance level. Meanwhile, on the downside 23,500 strike holds the highest Put OI, which is expected to provide a firm downside cushion in the near term.



**TRADE IDEA OF THE DAY -  
M&M PUT SPREAD**

**BUY 28 JUL 3100 PUT  
SELL 28 JUL 3000 PUT**

Entry Range	30 – 35
Target	65
Stop Loss	15

**Rationale**

1. M&M witnessed a fresh breakdown below its 20-DEMA and 50-DEMA, indicating fresh selling pressure in the ongoing bearish structure. The stock prices faced rejection near 3200 zone with rise in volume, reinforcing the prevailing bearish structure. A sustained move below the 3100 mark could accelerate downside momentum.
2. The RSI is hovering below 50-mark, reflecting weakening momentum and the absence of strong buying interest. Unless the stock reclaims the 50-EMA decisively, every pullback is likely to attract fresh selling pressure, keeping the short-term bias negative.
3. Sell on rise remains the preferred approach with the immediate support of 3,000, while 3170-3200 is expected to act as a strong resistance zone. Only a decisive close above the 50-EMA would negate the bearish continuation outlook.



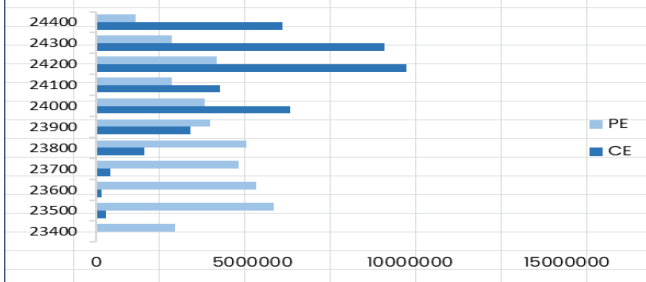
**NIFTY**

Nifty	23892.70
OI (In Lots)	272462
CHANGE IN OI (%)	8.58
PRICE CHANGE (%)	-2.24

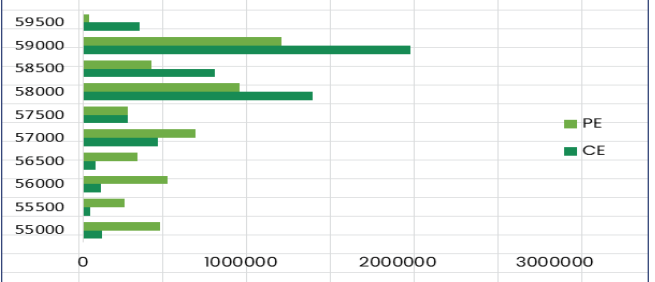
**BANKNIFTY**

Nifty	56980.00
OI (In Lots)	78502
CHANGE IN OI (%)	5.26
PRICE CHANGE (%)	-2.43

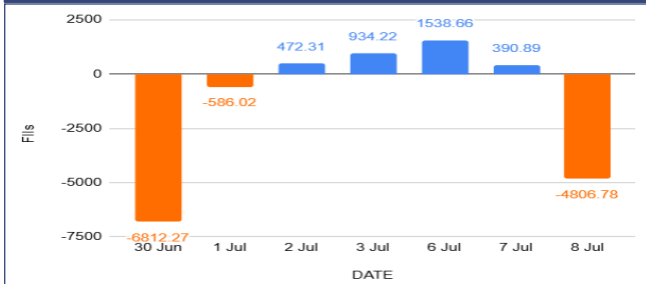
**NIFTY OI**



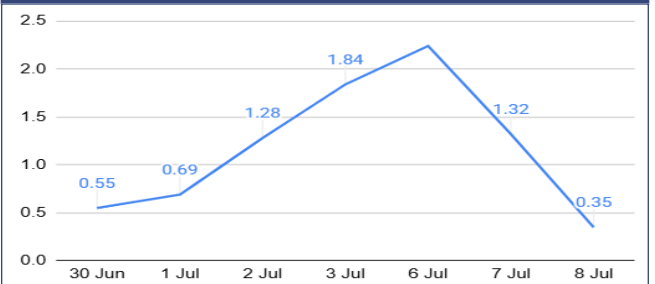
**BANKNIFTY OI**



**FII's Activity Index Futures**



**FII's Long Short Ratio**



**Long Buildup**

Name	LTP	% Change	OI (Lots)	% OI Change
OIL	428.8	1.61	12089	9.33
KALYANKJIL	376.6	5.70	35334	6.22
NYKAA	321.15	1.74	16861	5.12
ICICIGI	1806.1	0.36	15007	4.56

**Short Buildup**

Name	LTP	% Change	OI (Lots)	% OI Change
ANGELONE	330.25	-2.06	9897	6.69
BPCL	303.25	-3.53	24125	6.31
PAGEIND	41635	-0.74	14679	6.19
COCHINSHIP	1404.9	-2.51	17516	5.58

**Breakout Stocks (1 Month High)**

Name	LTP	% Change	22 DAY HIGH
NAUKRI	1177.2	1.64	1165
-	-	-	-
-	-	-	-
-	-	-	-

**Breakdown Stocks (1 Month Low)**

Name	LTP	% Change	22 DAY LOW
UNIONBANK	154.71	-4.41	161.15
NBCC	94.82	-4.11	97.84
BANKINDIA	135.42	-5.08	139.68
BANKBARODA	240.8	-3.29	247.5

## NIFTY 50 - STOCKS KEY LEVELS

SYMBOL	R1*	R2*	LTP*	S1*	S2*
ADANIANT	3120	3193	3046.9	3001	2955
ADANIAPORTS	1834	1876	1791.7	1766	1741
APOLLOHOSP	8861	8969	8753.5	8673	8593
ASIANPAINT	2702	2737	2665.9	2642	2618
AXISBANK	1334	1359	1309.5	1294	1279
BAJAJ-AUTO	10288	10412	10164	10017	9869
BAJAJFINSV	1883	1912	1854.9	1834	1813
BAJFINANCE	1029	1047	1010.4	998	986
BEL	415	422	407.6	403	399
BHARTIARTL	1917	1945	1888.1	1867	1847
CIPLA	1460	1487	1431.8	1417	1401
COALINDIA	432	435	429.05	426	424
DRREDDY	1375	1401	1349	1331	1312
EICHERMOT	7560	7701	7418.5	7311	7204
ETERNAL	294	302	286.7	281	276
GRASIM	3175	3216	3134.8	3108	3081
HCLTECH	1168	1189	1145.6	1133	1120
HDFCBANK	827	845	810.3	800	790
HDFCLIFE	569	581	555.7	548	540
HINDALCO	980	989	971.65	963	953
HINDUNILVR	2180	2224	2135.8	2111	2086
ICICIBANK	1407	1434	1380.6	1365	1349
INDIGO	5264	5405	5124	5039	4954
INFY	1078	1086	1069.3	1063	1056
ITC	286	291	280.65	278	275

\*R1 - Resistance 1 | \*R2 - Resistance 2 | \*LTP – Last Traded Price | \*S1 - Support 1 | \*S2 - Support 2

## NIFTY 50 - STOCKS KEY LEVELS

SYMBOL	R1*	R2*	LTP*	S1*	S2*
JIOFIN	238	247	229.99	225	221
JSWSTEEL	1239	1259	1219.5	1206	1192
KOTAKBANK	378	386	370.1	366	361
LT	3963	4034	3892.1	3846	3800
M&M	3173	3243	3102.5	3060	3018
MARUTI	14341	14730	13951	13721	13490
MAXHEALTH	1118	1151	1084.8	1066	1047
NESTLEIND	1473	1496	1450.5	1435	1419
NTPC	352	355	348.7	347	344
ONGC	250	252	247	243	239
POWERGRID	284	288	279.7	277	275
RELIANCE	1295	1314	1275.9	1264	1253
SBILIFE	1830	1872	1789	1766	1743
SBIN	1033	1049	1016.9	1006	996
SHRIRAMFIN	1047	1079	1014.4	994	973
SUNPHARMA	1920	1952	1888.2	1866	1843
TATACONSUM	1112	1134	1089.8	1076	1062
TATASTEEL	190	191	188.2	187	185
TCS	2095	2133	2057.5	2034	2011
TECHM	1447	1465	1428.8	1417	1405
TITAN	4624	4661	4586.4	4555	4524
TMPV	339	345	332.05	328	324
TRENT	2975	3026	2924	2883	2841
ULTRACEMCO	11539	11726	11353	11227	11102
WIPRO	175	177	172.72	172	170

\*R1 - Resistance 1 | \*R2 - Resistance 2 | \*LTP – Last Traded Price | \*S1 - Support 1 | \*S2 - Support 2

### Our Research Team

Name	Email ID
Ajit Mishra	<a href="mailto:ajit.mishra@religare.com">ajit.mishra@religare.com</a>
Abhijeet Banerjee	<a href="mailto:abhijeet.banerjee@religare.com">abhijeet.banerjee@religare.com</a>
Gaurav Sharma	<a href="mailto:gauravsharma2@religare.com">gauravsharma2@religare.com</a>
Ashwani Harit	<a href="mailto:ashwani.harit@religare.com">ashwani.harit@religare.com</a>
Divya Parmar	<a href="mailto:divya.parmar@religare.com">divya.parmar@religare.com</a>
Rajan Gupta	<a href="mailto:rajan.gupta1@religare.com">rajan.gupta1@religare.com</a>
Vivek Chandra	<a href="mailto:vivek.chandra@religare.com">vivek.chandra@religare.com</a>
Himanshu Gupta	<a href="mailto:himanshu.gupta1@religare.com">himanshu.gupta1@religare.com</a>

Before you use this research report, please ensure to go through the disclosure interalia as required under Securities and Exchange Board of India (Research Analysts) Regulations, 2014 and Research Disclaimer at the following link: [www.religareonline.com/disclaimer](http://www.religareonline.com/disclaimer)

Specific analyst(s) specific disclosure(s) inter-alia as required under Securities and Exchange Board of India (Research Analysts) Regulations, 2014 is/are as under:

S.No.	Statement	Answer	
		Tick Appropriate	
		Yes	No
1.	I/we or any of my/our relative has any financial interest in the subject company? (If answer is yes, nature of interest is given below this table)		No
2.	I/we or any of my/our relatives, have actual/beneficial ownership of one per cent. or more securities of the subject company, at the end of the month immediately preceding the date of the research report or date of the public appearance?		No
3.	I/we or any of my/our relative, has any other material conflict of interest at the time of publication of the research report or at the time of the public appearance?		
4.	I/we have received any compensation from the subject company in the past twelve months?		No
5.	I/we have managed or co-managed public offering of securities for the subject company in the past twelve months?		No
6.	I/we have received any compensation for brokerage services from the subject company in the past twelve months?		No
7.	I/we have received any compensation or other benefits from the subject company or third party in connection with the research report?		No
8.	I/we have served as an officer, director or employee of the subject company?		No
9.	I/we have been engaged in market making activity for the subject company?		No

2014 is/are as under:

Statements of ownership and material conflicts of interest, compensation – Research Analyst (RA)

Nature of Interest [If answer to f (a) above conflicts is Yes

.....]

Name(s) with Signature(s) of RA(s).

[Please note that only in case of multiple RAs and if the answers differ inter-se between the RAs, then RA specific answer with respect to

**Copyright:** This document vests exclusively with RBL. This information should not be reproduced or redistributed or passed on directly or indirectly in any form to any other person or published, copied, in whole or in part, for any purpose, without prior written permission from RBL. We do not guarantee the integrity of any emails or attached files and are not responsible for any changes made to them by any other person.